



US00D580480S

(12) **United States Design Patent**
Sued et al.

(10) **Patent No.:** **US D580,480 S**

(45) **Date of Patent:** **** Nov. 11, 2008**

(54) **SHREDDER**

(75) Inventors: **Charles Sued**, P.O. Box 320150,
Brooklyn, NY (US) 11232; **Aron**
Abramson, P.O. Box 320150, Brooklyn,
NY (US) 11232; **Joby Thomas**,
Pembroke Pines, FL (US)

(73) Assignees: **Charles Sued**, Brooklyn, NY (US);
Aron Abramson, Brooklyn, NY (US)

(**) Term: **14 Years**

(21) Appl. No.: **29/296,783**

(22) Filed: **Oct. 29, 2007**

(51) **LOC (8) Cl.** **18-04**

(52) **U.S. Cl.** **D18/34.5**

(58) **Field of Classification Search** D18/34.1–34.9;
241/100, 236, 101.78, 36; 83/613, 614, 623,
83/485, 57–68; 164/468; 30/294, 296.1,
30/275.4, 276; D23/359

See application file for complete search history.

(56) **References Cited**

U.S. PATENT DOCUMENTS

D410,246 S * 5/1999 Holderfield D18/34.6
D498,253 S * 11/2004 Lo D18/34.6
D502,961 S * 3/2005 Lo D18/34.6

6,962,301 B1 * 11/2005 Chang 241/100
7,083,131 B2 * 8/2006 Ting 241/100
7,104,481 B2 * 9/2006 Schenker 241/100
D551,696 S * 9/2007 Joachim et al. D18/34.5
D557,733 S * 12/2007 Ho D18/34.6
2004/0129810 A1 * 7/2004 Kasprovicz et al. 241/101.2

* cited by examiner

Primary Examiner—Charles A. Rademaker

(74) *Attorney, Agent, or Firm*—Garcia-Zamor IP Law; Ruy
M. Garcia-Zamor

(57) **CLAIM**

The ornamental design for a shredder, a shown and described.

DESCRIPTION

FIG. 1 is a perspective view of a shredder showing our new design;

FIG. 2 is a left side elevation thereof;

FIG. 3 is a right side elevation thereof;

FIG. 4 is a front elevation thereof;


FIG. 5 is a rear elevation thereof;

FIG. 6 is a top plan thereof; and,

FIG. 7 is a bottom plan view thereof.

The broken lines shown in the figure drawings illustrate structural environment and form no part of the claim.

1 Claim, 4 Drawing Sheets



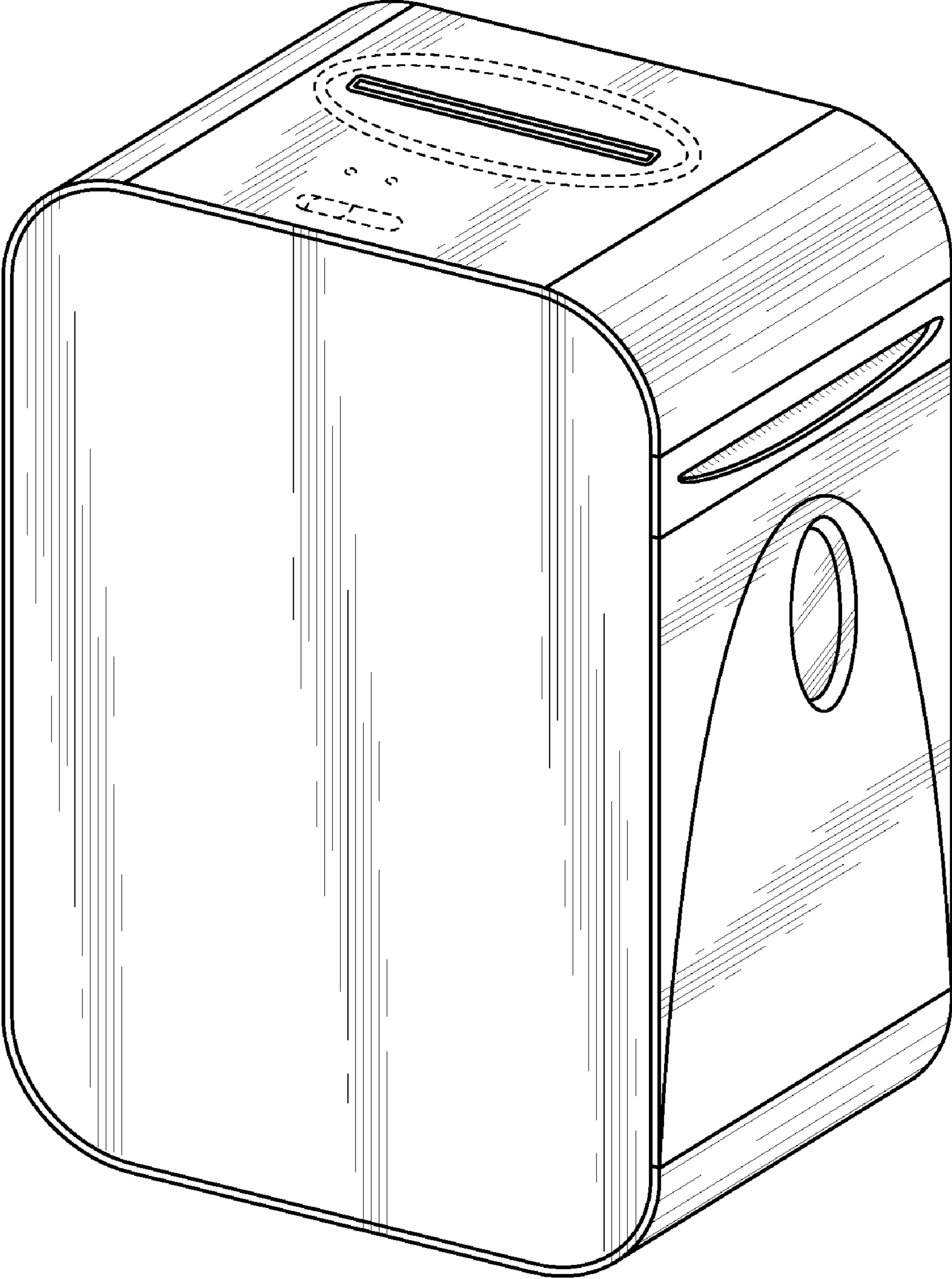


FIG. 1



FIG. 3




FIG. 2

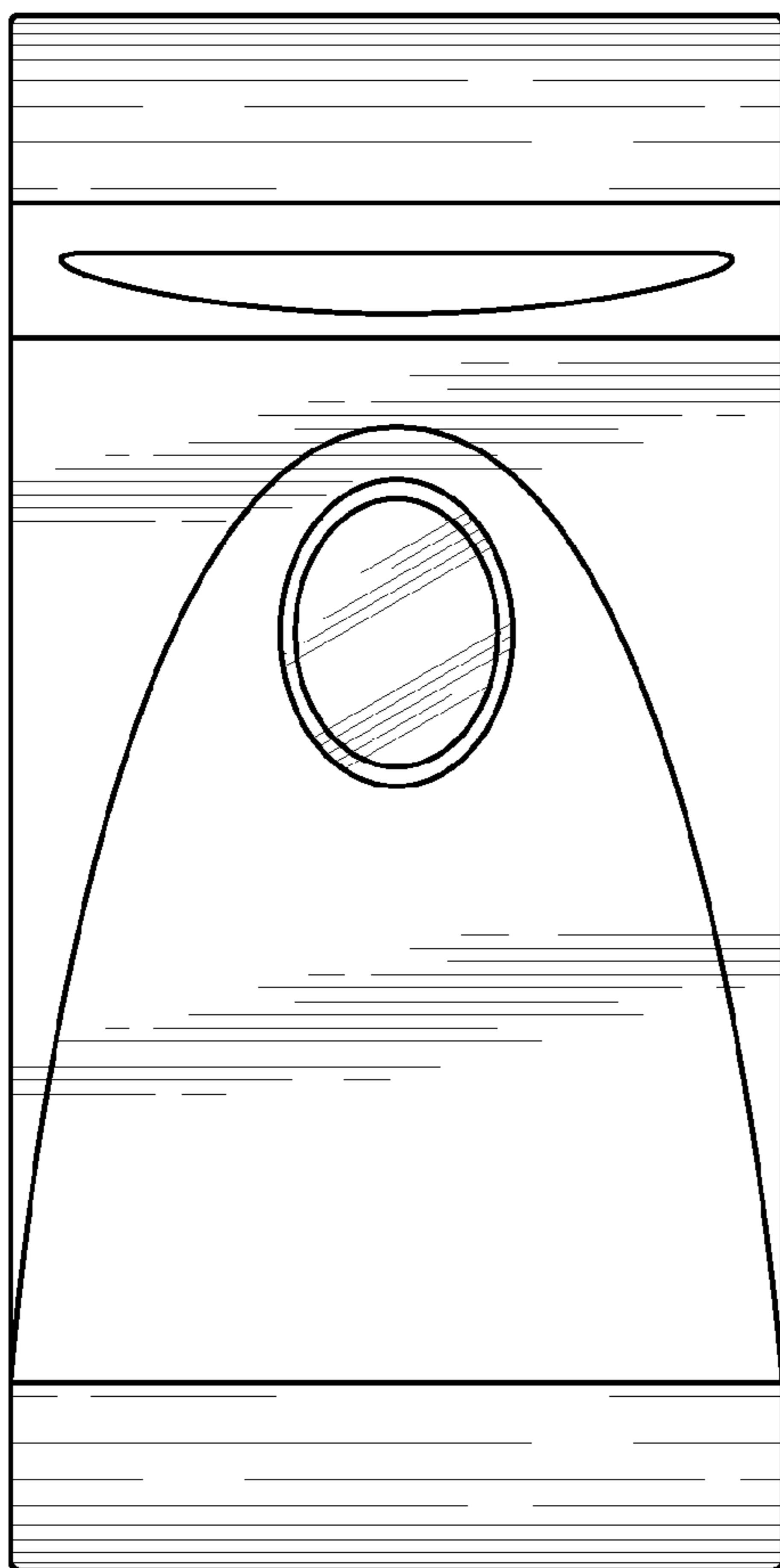


FIG. 4




FIG. 5

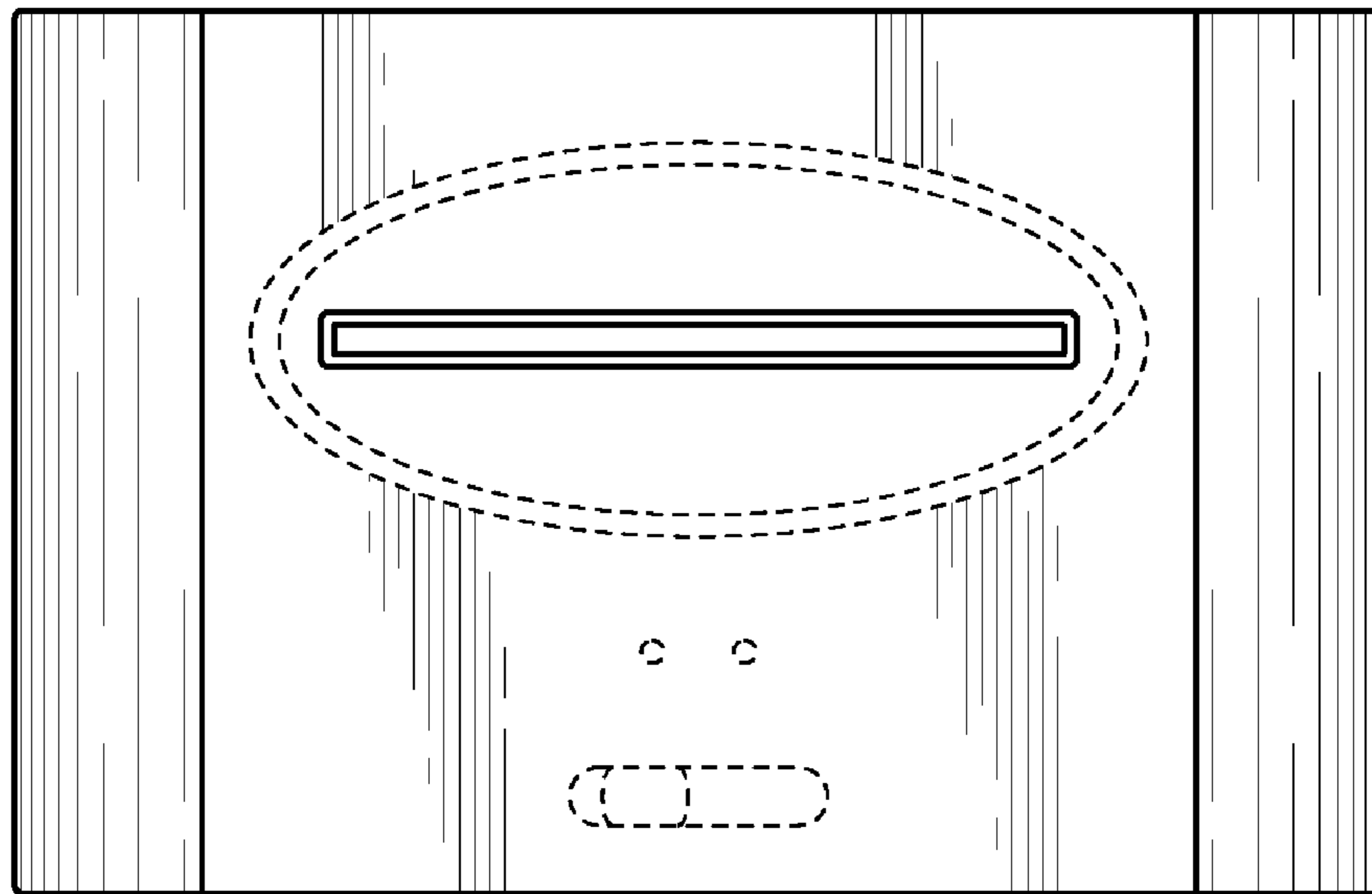


FIG. 6




FIG. 7