



US00D580476S

(12) **United States Design Patent**
Fossey

(10) **Patent No.:** **US D580,476 S**

(45) **Date of Patent:** **** Nov. 11, 2008**

(54) **GUITAR**

(75) **Inventor:** **Bruce Darol Fossey**, 8012 Island Rd.,
Eden Prairie, MN (US) 55347

(73) **Assignee:** **Bruce Darol Fossey**, Eden Prairie, MN
(US)

(**) **Term:** **14 Years**

(21) **Appl. No.:** **29/304,337**

(22) **Filed:** **Feb. 28, 2008**

(51) **LOC (8) Cl.** **17-03**

(52) **U.S. Cl.** **D17/19**

(58) **Field of Classification Search** D17/14,
D17/17-20; 84/7, 9, 173, 267, 268, 274,
84/275, 284, 285, 290-293, 314
See application file for complete search history.

(56) **References Cited**

U.S. PATENT DOCUMENTS

- D242,074 S * 10/1976 Kasha D17/19
- 4,126,073 A * 11/1978 Takabayashi 84/293
- 4,145,948 A * 3/1979 Turner 84/293
- D254,621 S * 4/1980 Bolen D17/19
- 4,798,119 A * 1/1989 Leifheit 84/314 R

- 5,567,894 A * 10/1996 Shiomi 84/291
- D375,901 S * 11/1996 Wong D10/6
- D540,847 S * 4/2007 Norsworthy D17/19

FOREIGN PATENT DOCUMENTS

- EP 119842 A2 * 9/1984
- GB 2156134 A * 10/1985

* cited by examiner

Primary Examiner—Ian Simmons
Assistant Examiner—Rashida Johnson


(57) **CLAIM**

The ornamental design for a guitar, as shown and described.

DESCRIPTION

FIG. 1 is a perspective view of a guitar, showing my new design;
 FIG. 2 is a front elevational view of the invention;
 FIG. 3 is a rear elevational view of the invention;
 FIG. 4 is a left-side elevational view of the invention;
 FIG. 5 is a right-side elevational view of the invention;
 FIG. 6 is a top plan view of the invention; and,
 FIG. 7 is a bottom plan view of the invention.

1 Claim, 5 Drawing Sheets






FIG. 1




FIG. 2

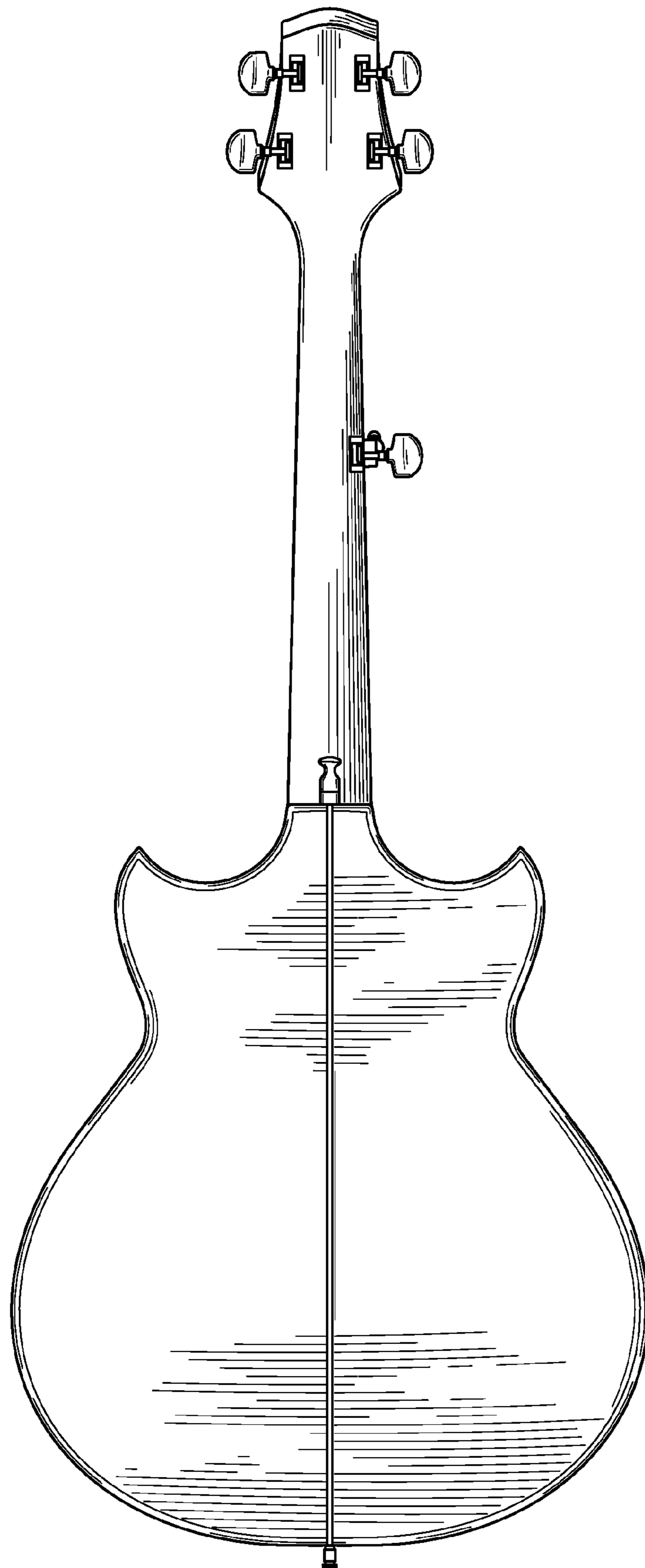


FIG. 3

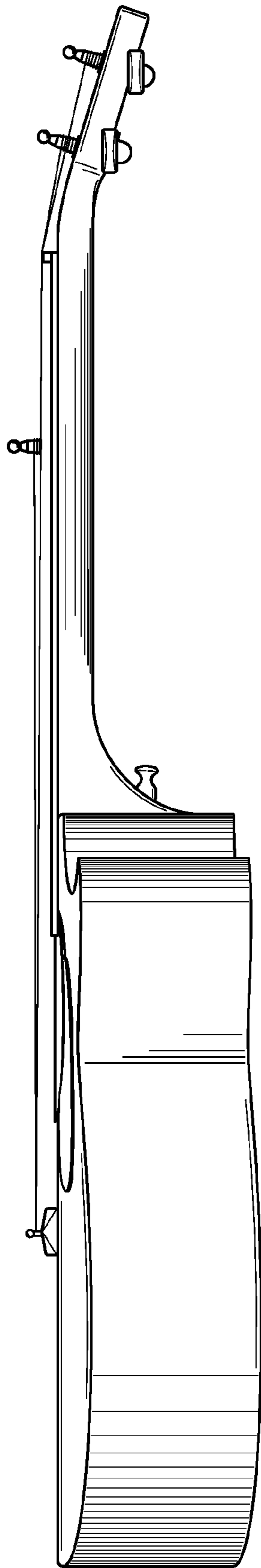


FIG. 4

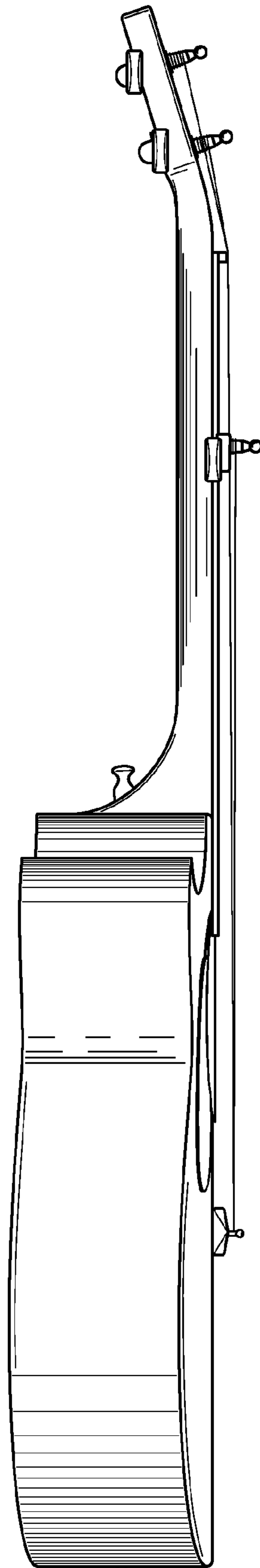


FIG. 5



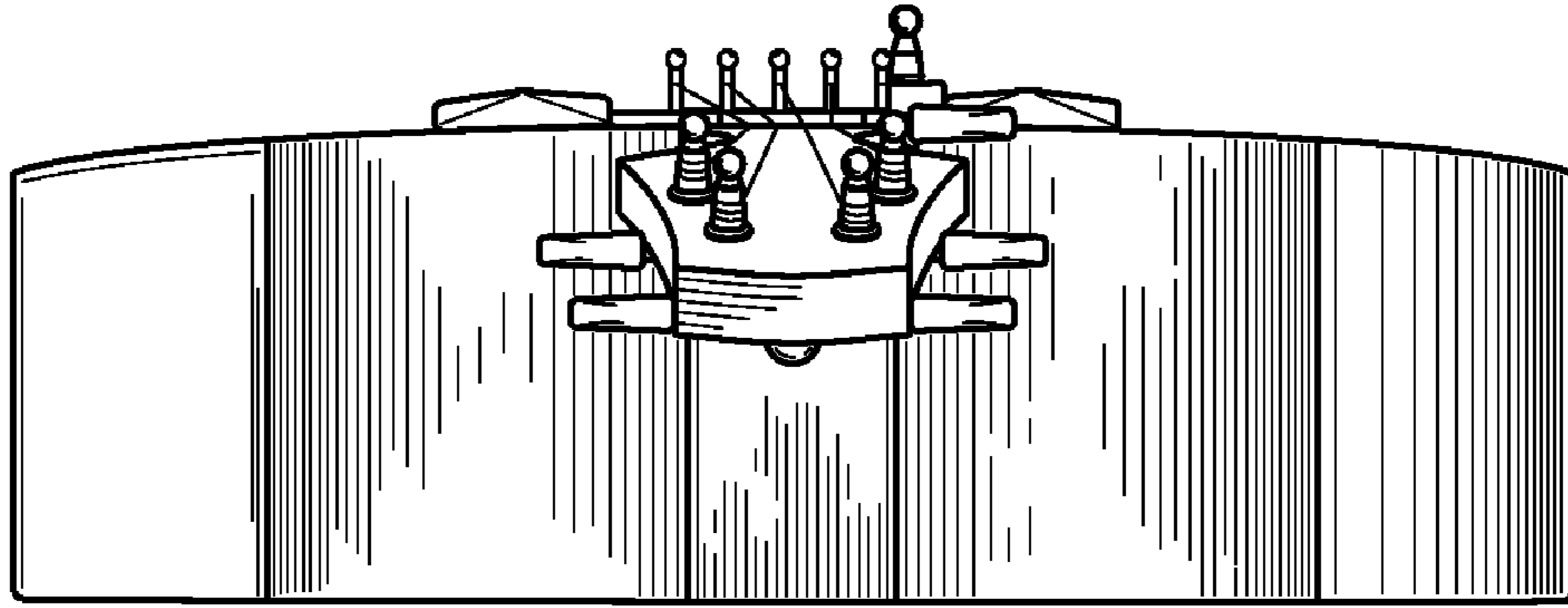


FIG. 6

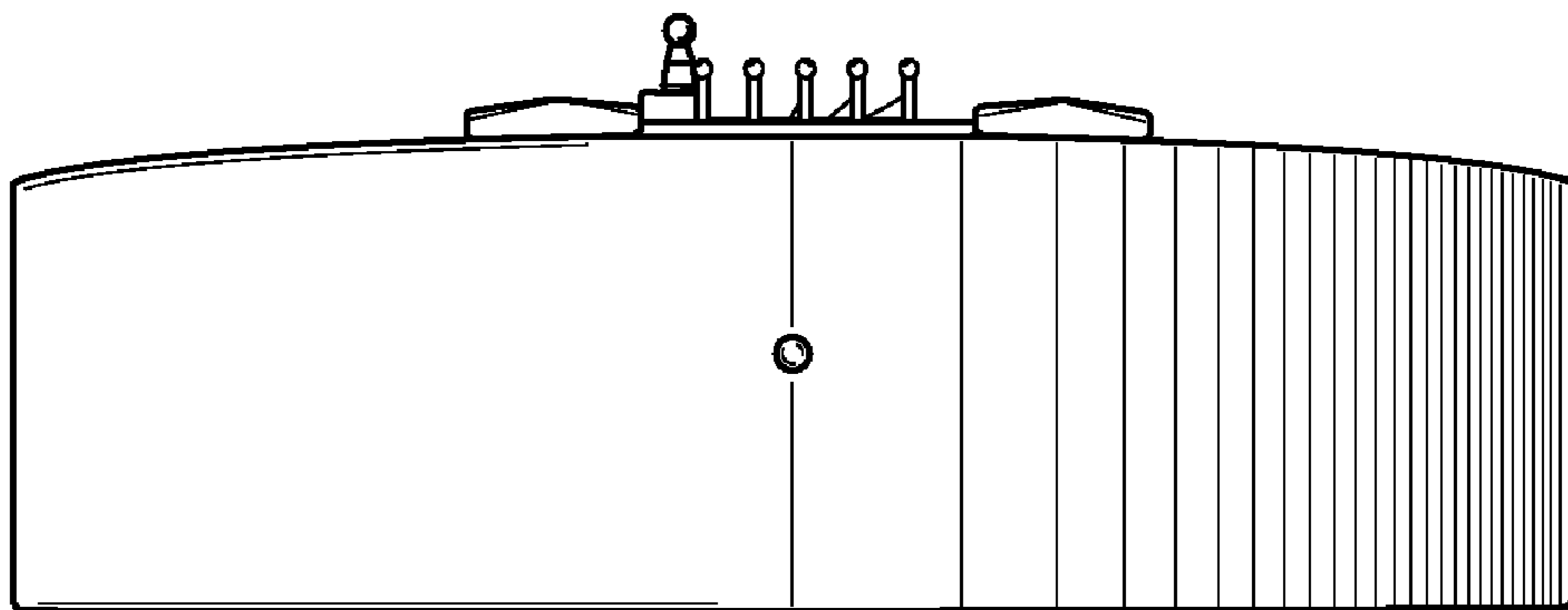


FIG. 7