



US00D580460S

(12) **United States Design Patent**
Crookshanks

(10) **Patent No.:** **US D580,460 S**

(45) **Date of Patent:** **** Nov. 11, 2008**

(54) **PORTION OF AN APPLIANCE**

(75) **Inventor:** **Kent Allen Stephen Crookshanks,**
Anderson, SC (US)

(73) **Assignee:** **Electrolux Home Products, Inc.,**
Cleveland, OH (US)

(**) **Term:** **14 Years**

(21) **Appl. No.:** **29/297,508**

(22) **Filed:** **Nov. 13, 2007**

(51) **LOC (8) Cl.** **15-07**

(52) **U.S. Cl.** **D15/91**

(58) **Field of Classification Search** D15/79,
D15/81, 85-89, 91; 62/3.1, 3.6, 125, 126;
312/116, 400-406

See application file for complete search history.

(56) **References Cited**

U.S. PATENT DOCUMENTS

| | | | |
|--------------|---------|---------------------------|--------|
| D281,883 S * | 12/1985 | Carter et al. | D15/91 |
| D461,199 S * | 8/2002 | Resuello et al. | D15/91 |
| D474,210 S * | 5/2003 | Jones et al. | D15/91 |
| D474,211 S * | 5/2003 | Jones et al. | D15/91 |
| D495,722 S * | 9/2004 | Avalos Barcenas et al. .. | D15/91 |
| D500,058 S * | 12/2004 | Tunzi | D15/91 |
| D538,310 S * | 3/2007 | Avalos Barcenas et al. .. | D15/91 |

| | | | |
|--------------|---------|--------------------|--------|
| D553,166 S * | 10/2007 | Busalt et al. | D15/91 |
| D562,362 S * | 2/2008 | Bissig et al. | D15/91 |
| D567,261 S * | 4/2008 | Crookshanks | D15/91 |
| D567,262 S * | 4/2008 | Crookshanks | D15/91 |

* cited by examiner

Primary Examiner—Stella M. Reid

Assistant Examiner—Shanda C Hill

(74) *Attorney, Agent, or Firm*—Banner & Witcoff, Ltd.

(57) **CLAIM**

The ornamental design for a portion of an appliance, as shown and described.

DESCRIPTION

FIG. 1 is a front perspective view of a portion of an appliance showing my new design;

FIG. 2 is a front view thereof;

FIG. 3 is a right side view thereof;


FIG. 4 is a left side view thereof;

FIG. 5 is a top view thereof; and,

FIG. 6 is a bottom view thereof.

The broken lines shown in the drawing disclosure are for illustrative purposes only and form no part of the claimed design.

1 Claim, 5 Drawing Sheets






FIG. 1

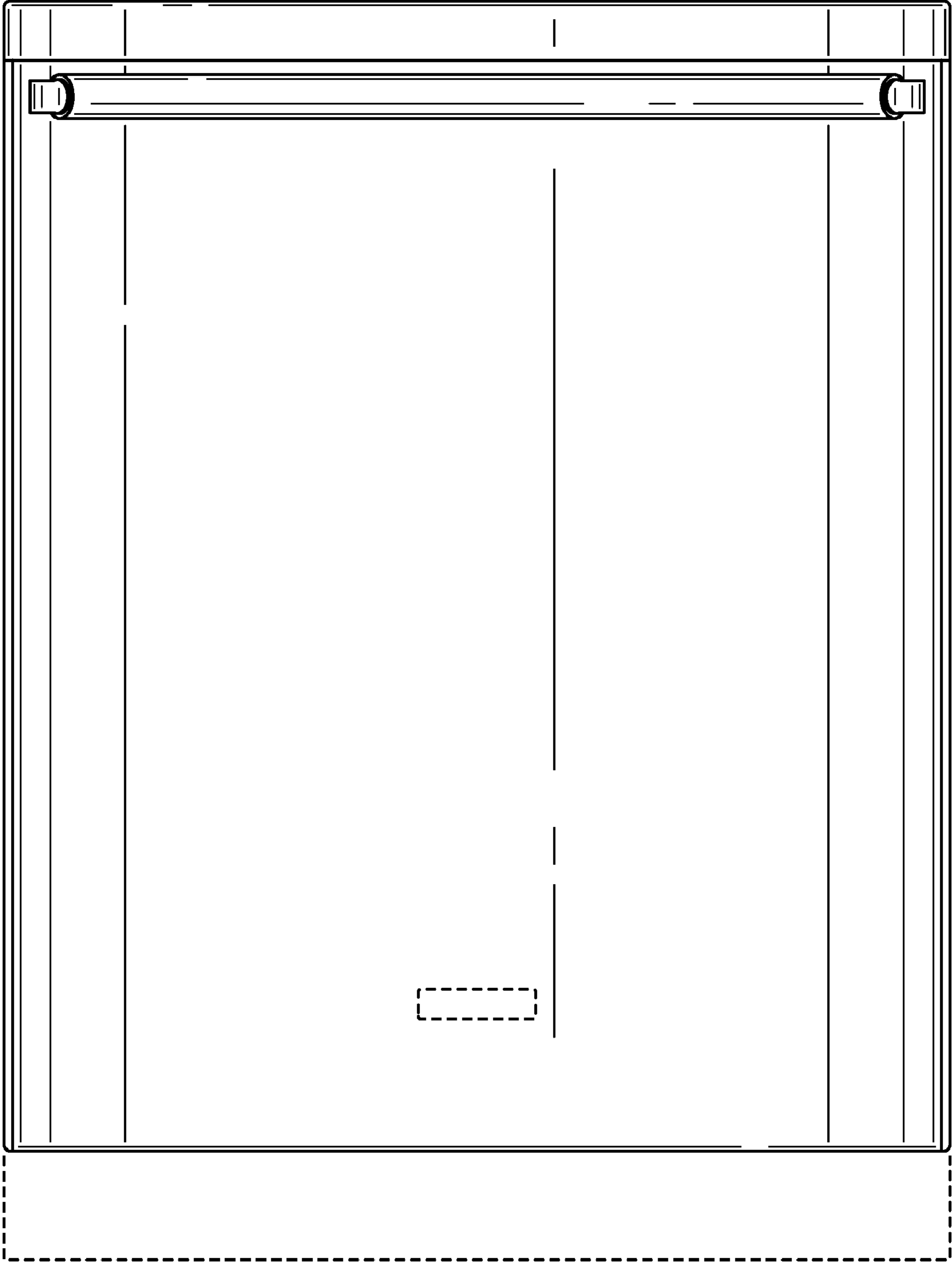


FIG. 2

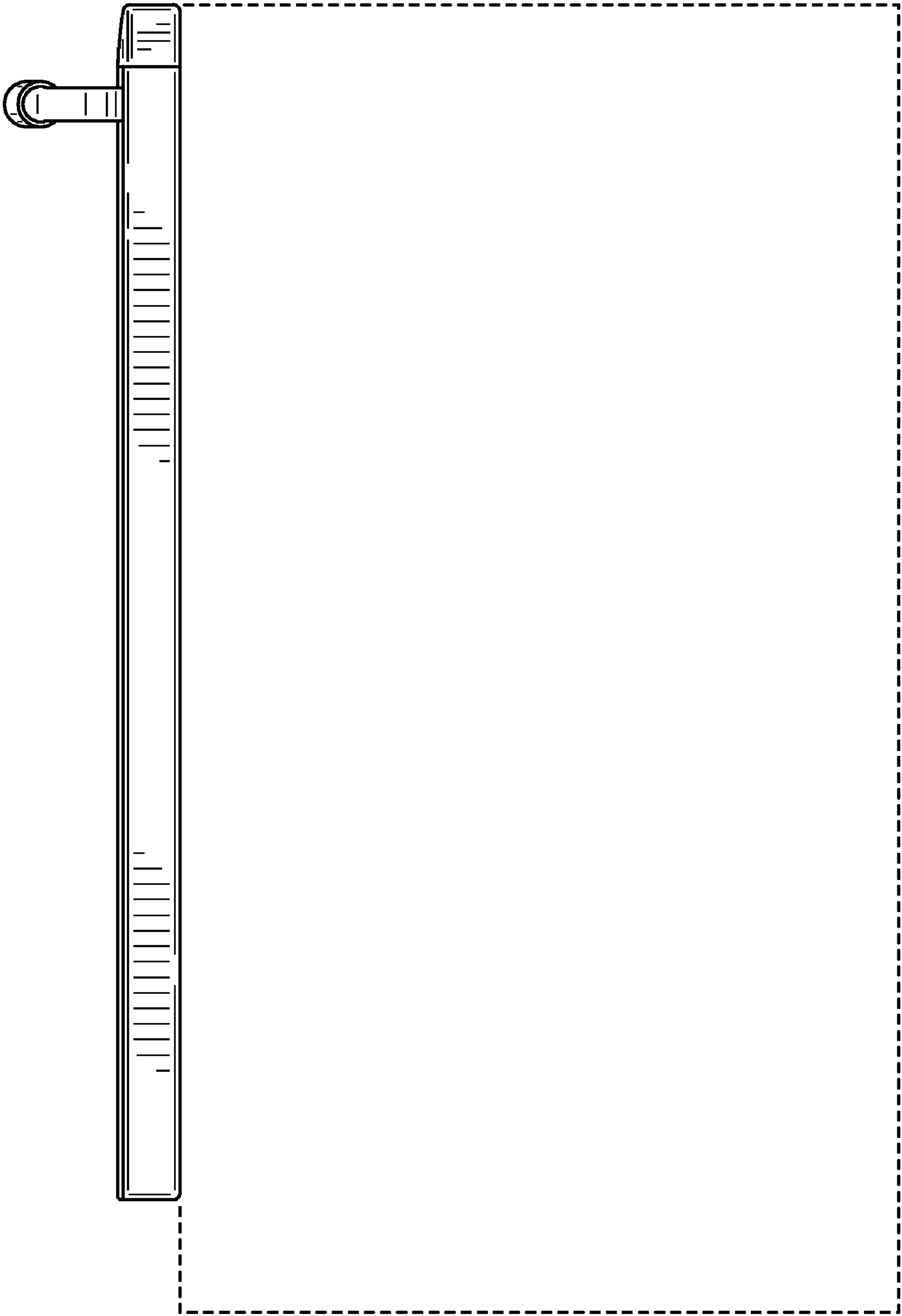


FIG. 3

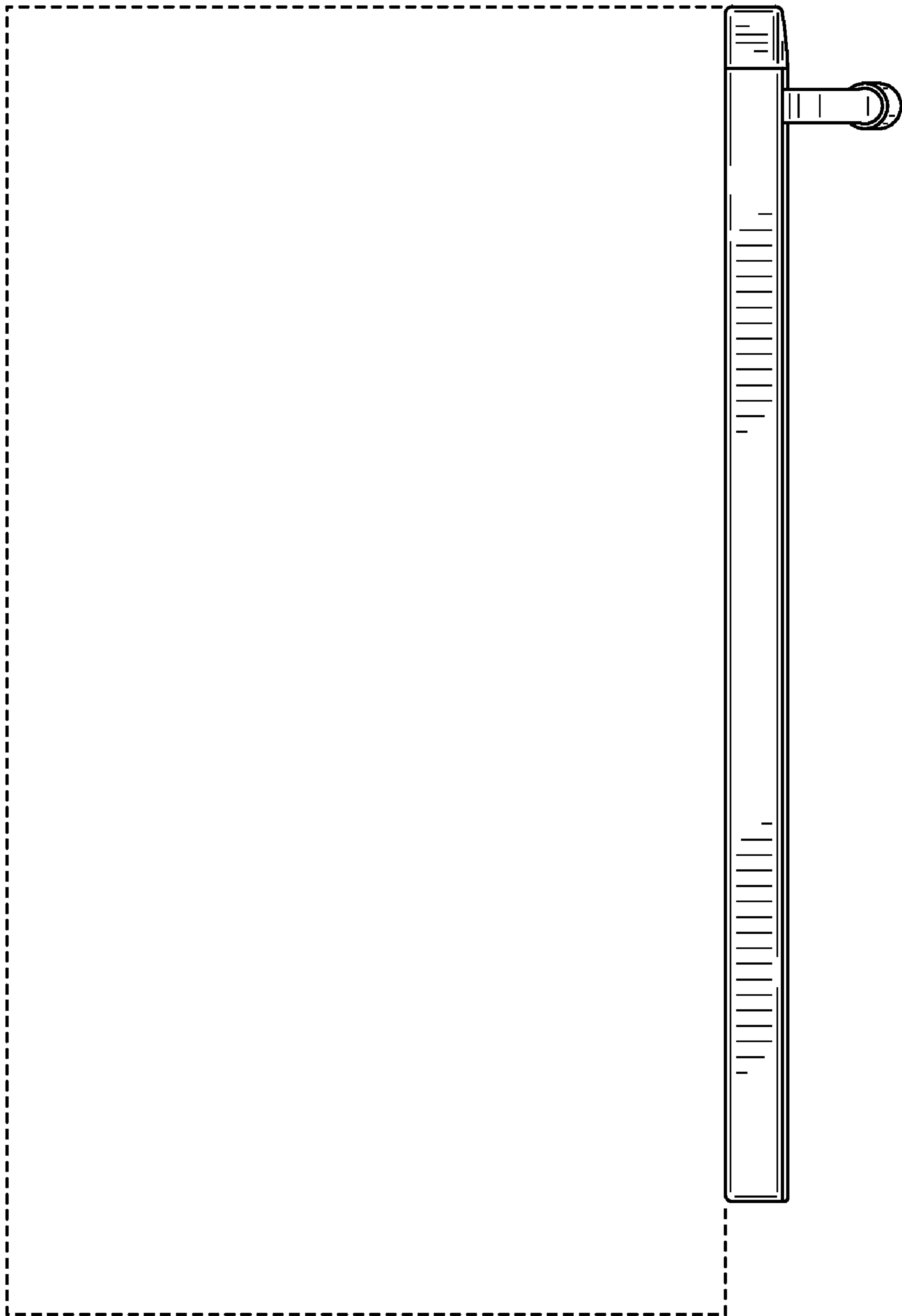


FIG. 4

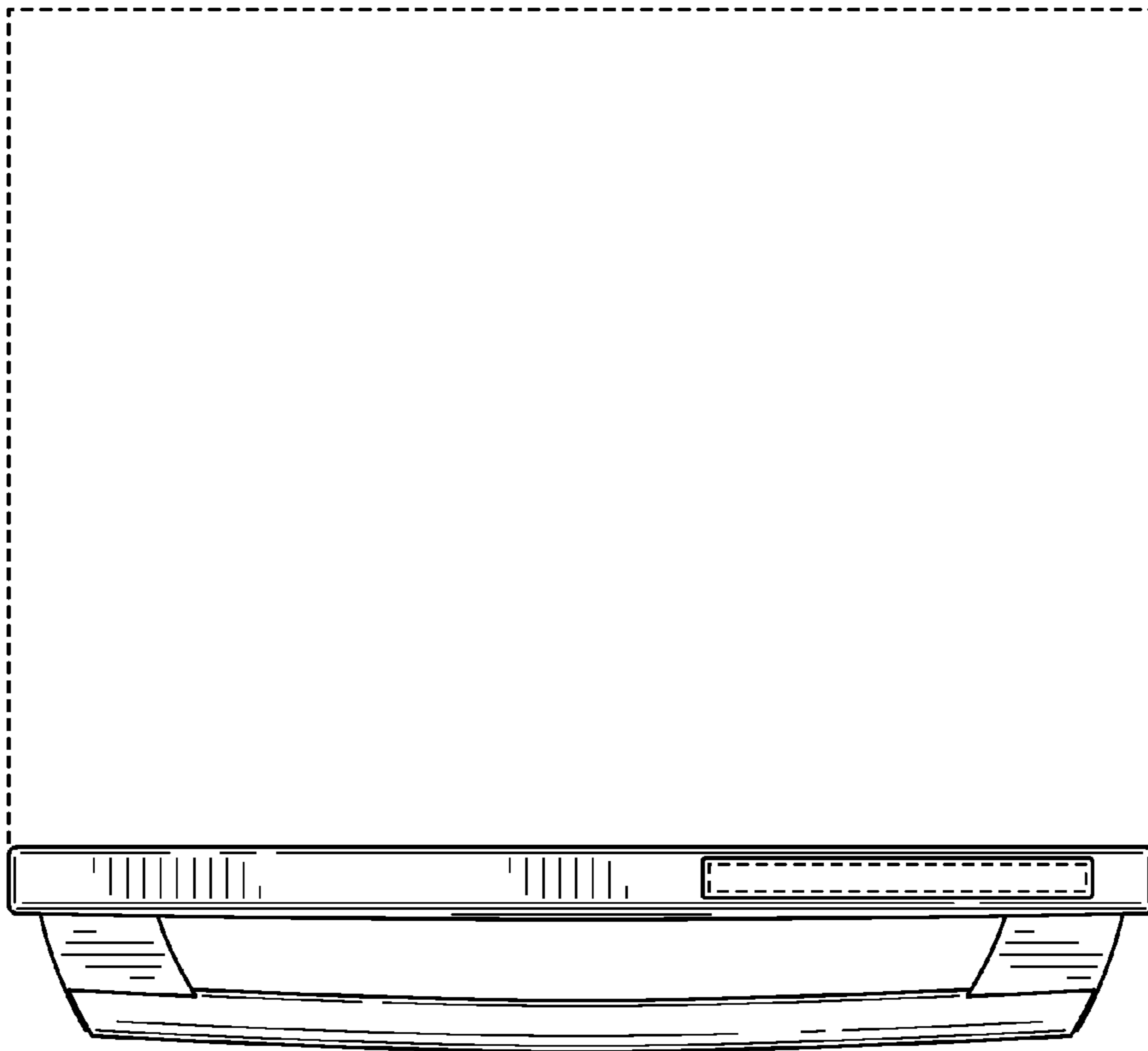


FIG. 5

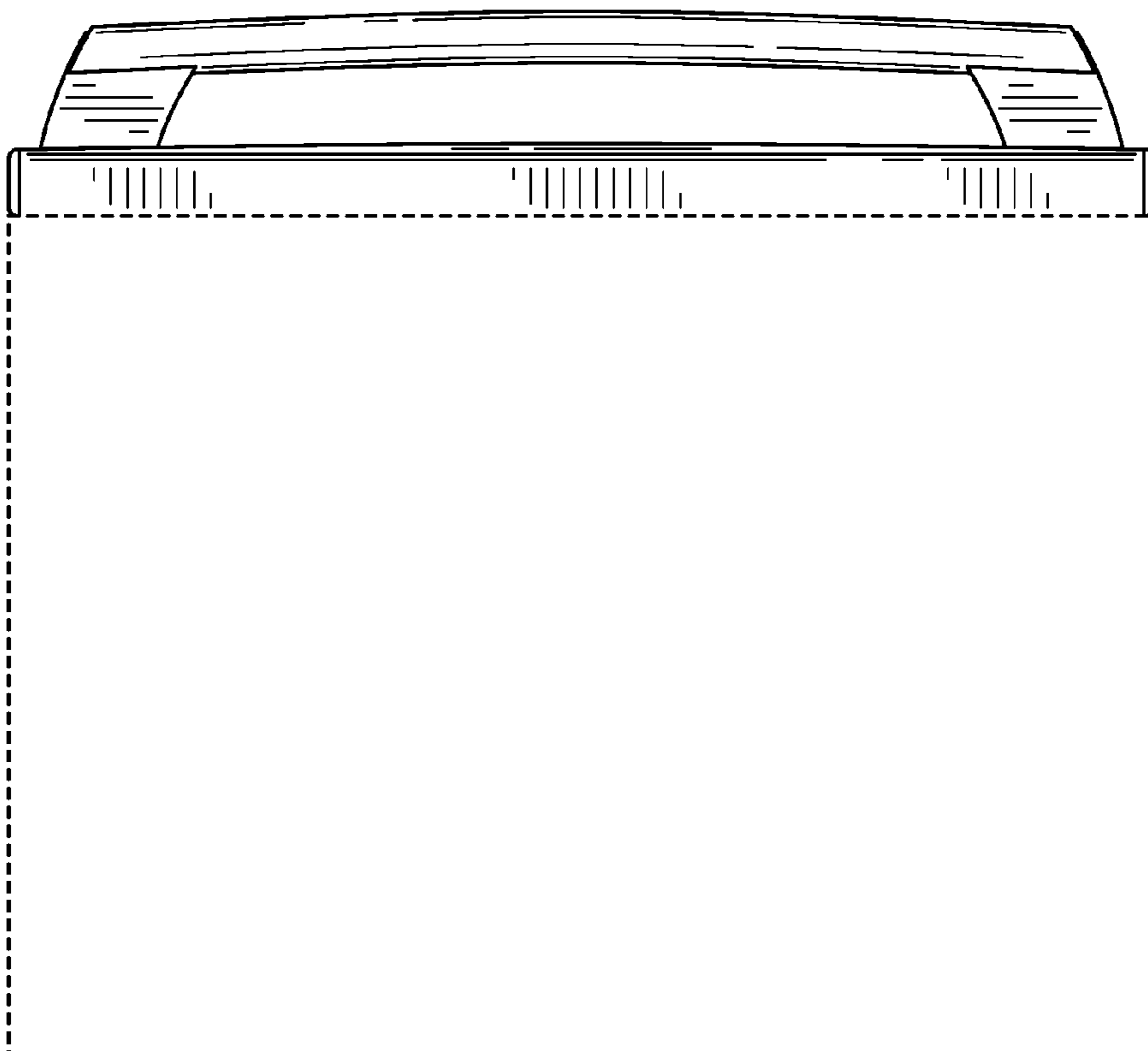


FIG. 6