



US00D580450S

(12) **United States Design Patent**  
**Chen et al.**

(10) **Patent No.:** **US D580,450 S**

(45) **Date of Patent:** **\*\* Nov. 11, 2008**

(54) **GRAPHICAL USER INTERFACE FOR A DISPLAY SCREEN**

(75) Inventors: **Diane Liang Chao Chen**, Bellevue, WA (US); **Meewon Hong**, Seattle, WA (US); **Dan Colavito**, Seattle, WA (US); **Nino Yuniardi**, Seattle, WA (US); **Clinton Fowler**, Seattle, WA (US)

(73) Assignee: **Microsoft Corporation**, Redmond, WA (US)

(\*\*) Term: **14 Years**

(21) Appl. No.: **29/295,693**

(22) Filed: **Oct. 3, 2007**

(51) **LOC (8) Cl.** ..... **14-04**

(52) **U.S. Cl.** ..... **D14/486**

(58) **Field of Classification Search** ..... D14/485-95;  
D18/24-33; D19/6, 52; D20/11; D21/324-33;  
715/700-867, 973-77

See application file for complete search history.

(56) **References Cited**

U.S. PATENT DOCUMENTS

D424,036 S *	5/2000	Arora et al. ....	D14/487
D470,857 S *	2/2003	Anderson et al. ....	D14/485
D541,291 S *	4/2007	Zhou et al. ....	D14/486
D546,336 S *	7/2007	Vong et al. ....	D14/485

D549,714 S *	8/2007	Sharma .....	D14/485
D554,652 S *	11/2007	Shen et al. ....	D14/485
D555,662 S *	11/2007	Nagata et al. ....	D14/487
D558,211 S *	12/2007	Dongen et al. ....	D14/485
D569,872 S *	5/2008	Suzuki .....	D14/485
D571,819 S *	6/2008	Scott et al. ....	D14/487
D571,820 S *	6/2008	Scott et al. ....	D14/487
D573,601 S *	7/2008	Gregov et al. ....	D14/487
D574,388 S *	8/2008	Armendariz et al. ....	D14/486

\* cited by examiner

*Primary Examiner*—Melanie H Tung

(74) *Attorney, Agent, or Firm*—Banner & Witcoff, Ltd.

(57) **CLAIM**

The ornamental design for a graphical user interface for a display screen, as shown and described.

**DESCRIPTION**

FIG. 1 is a front view of a graphical user interface for a display screen;

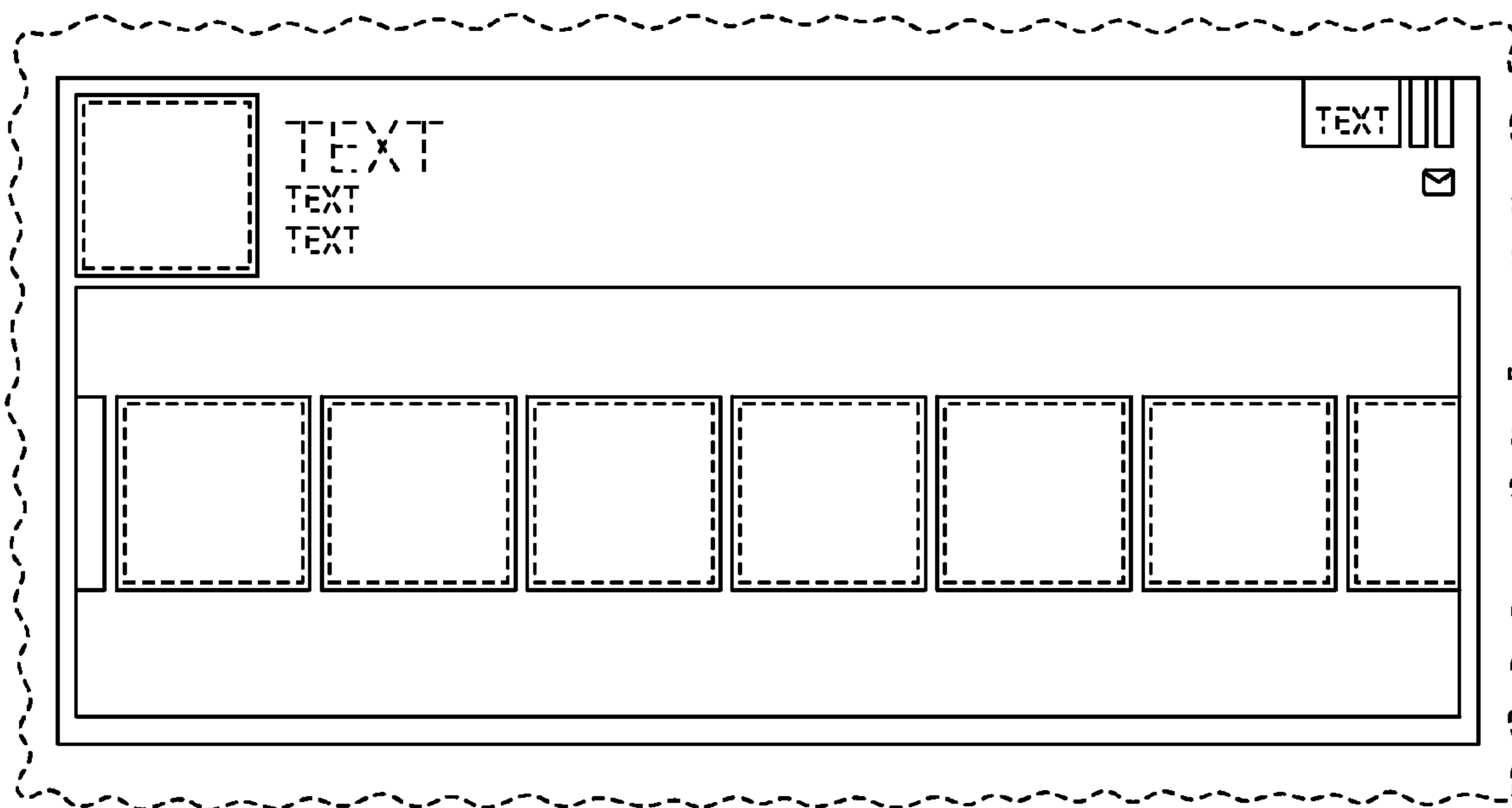
FIG. 2 is a front view of a second embodiment thereof;

FIG. 3 is a front view of a third embodiment thereof; and,

FIG. 4 is a front view of a fourth embodiment thereof.

The broken line showing of a display screen, text, elements, and the regions within some of the squares is for illustrative purposes only and forms no part of the claimed design.

**1 Claim, 4 Drawing Sheets**



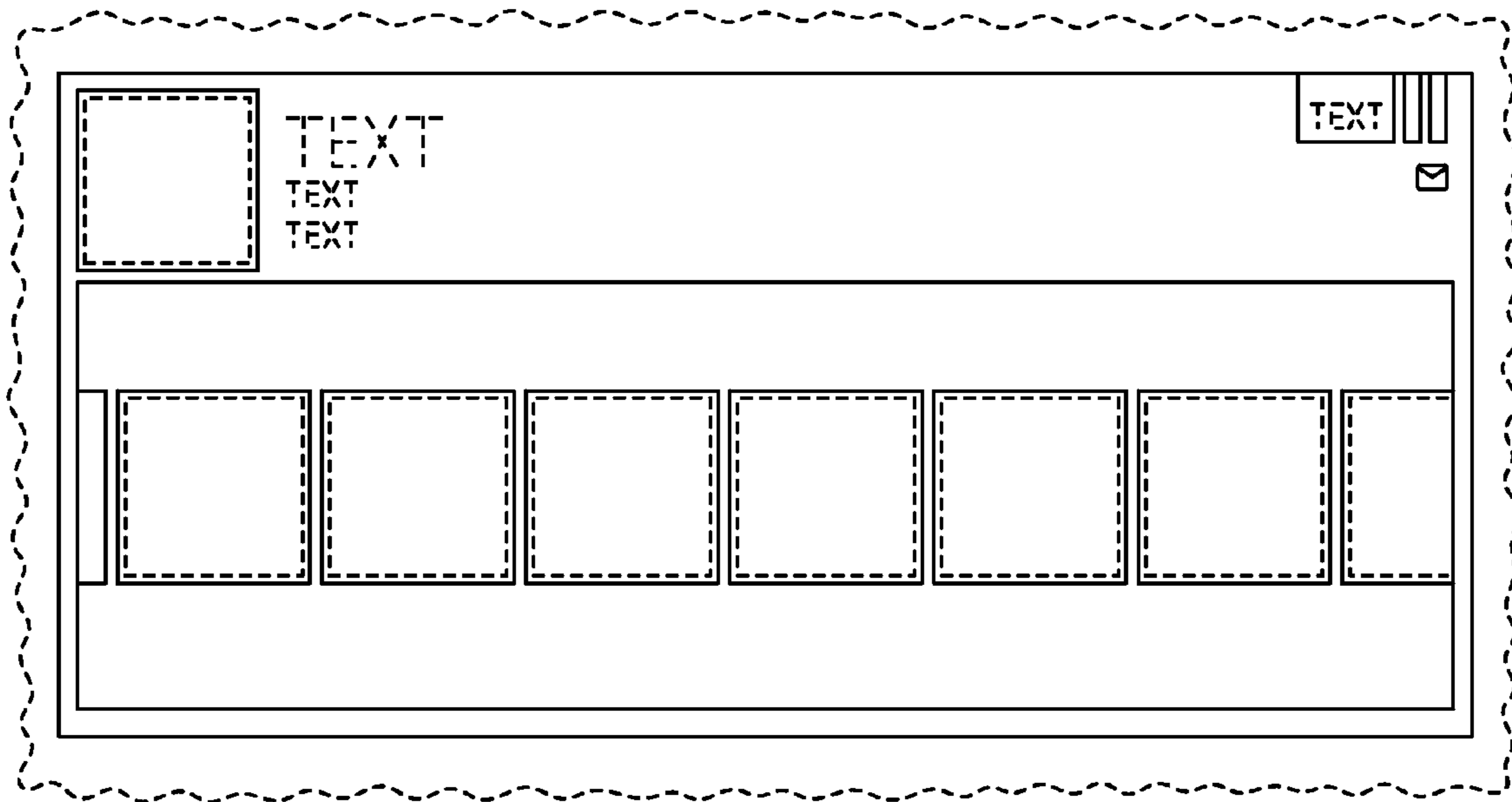


FIG. 1

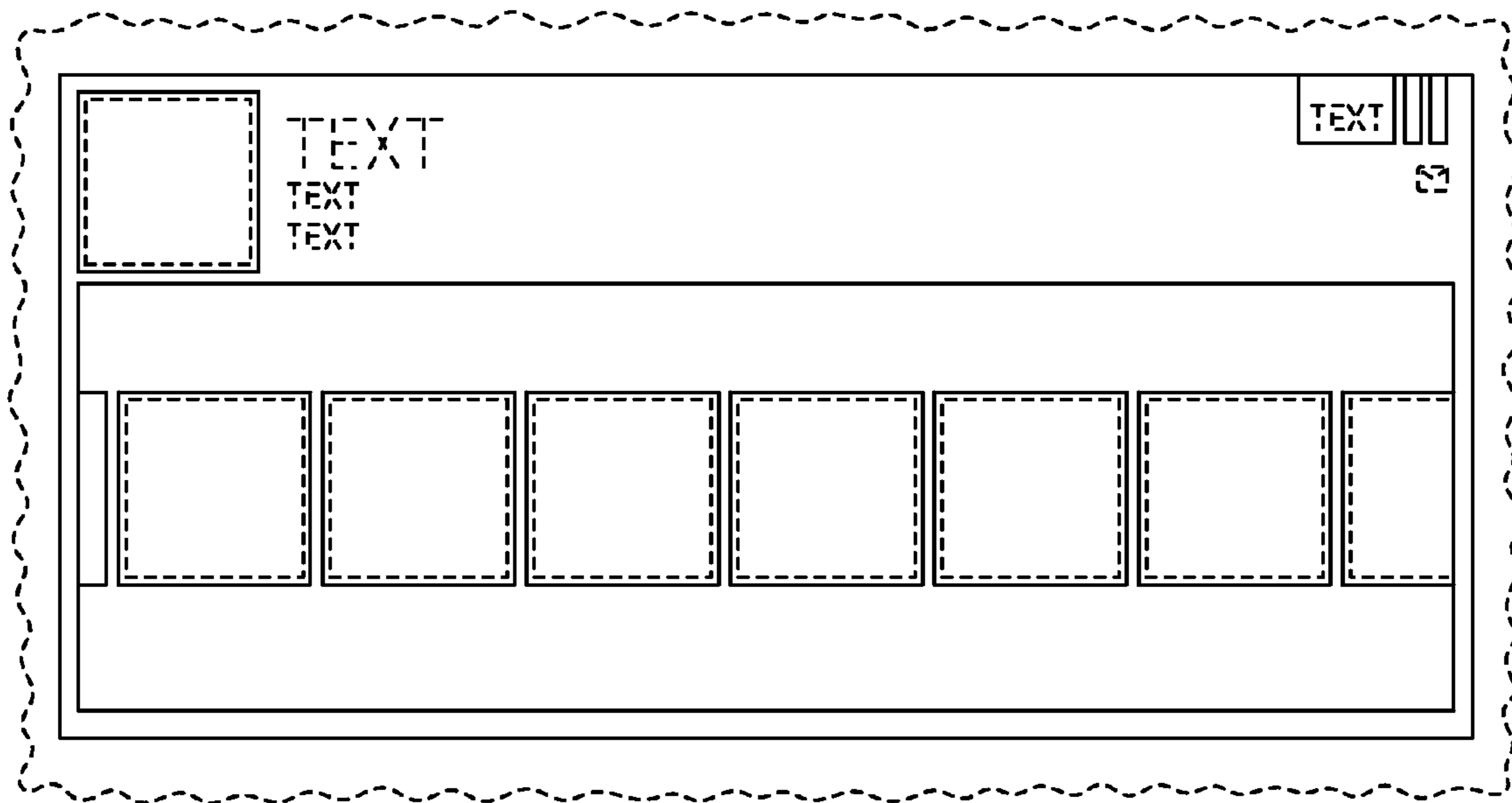


FIG. 2

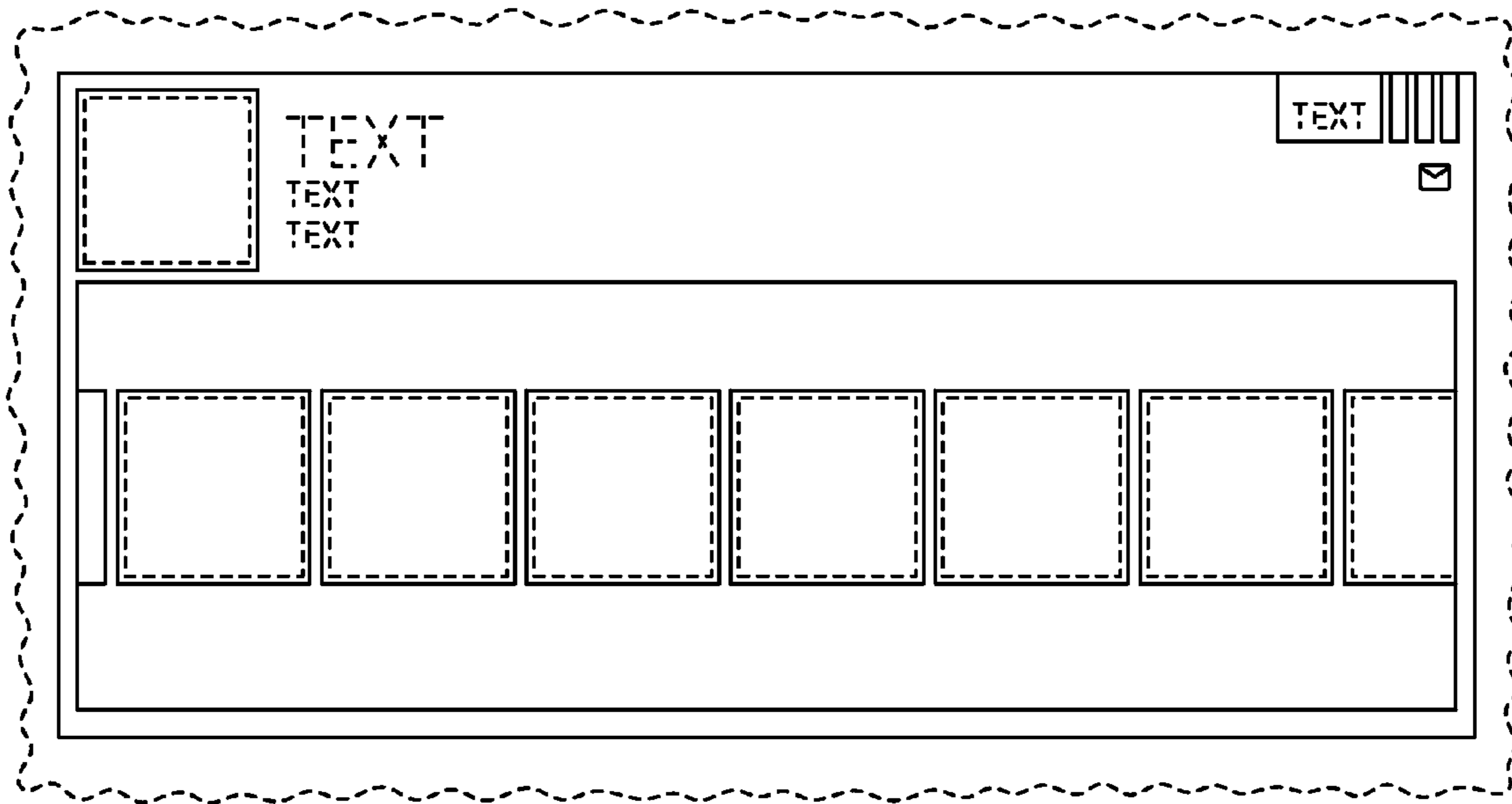


FIG. 3

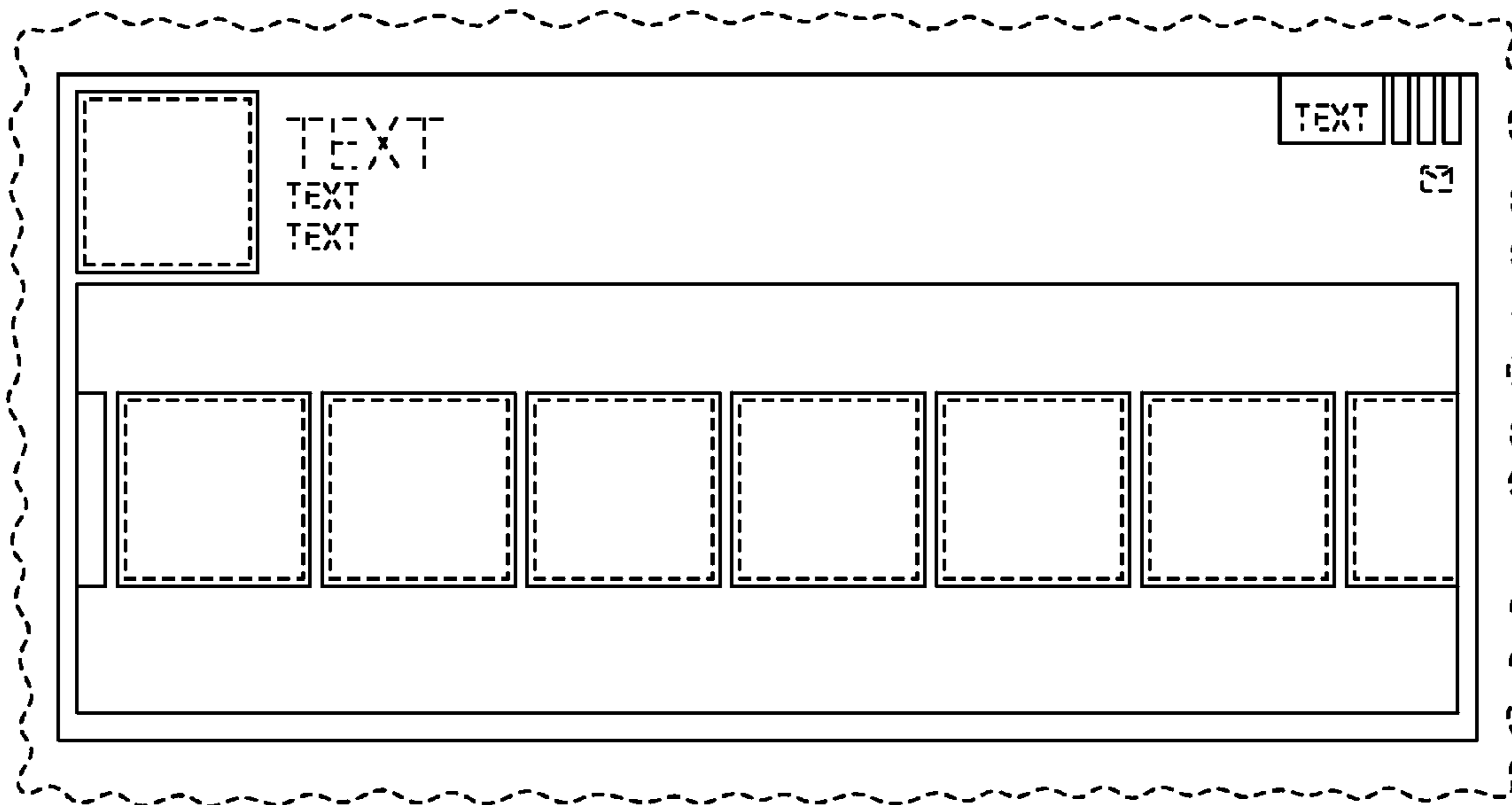


FIG. 4