



US00D580435S

(12) **United States Design Patent**
Huang et al.

(10) **Patent No.:** **US D580,435 S**

(45) **Date of Patent:** **** Nov. 11, 2008**

(54) **EXTERNAL HARD DISK DRIVE**

(75) Inventors: **Chunsheng Huang**, Shenzhen (CN);
Xianyong Gu, Shenzhen (CN)

(73) Assignee: **ESGW Holdings Limited**, Tortola (VG)

(**) Term: **14 Years**

(21) Appl. No.: **29/287,464**

(22) Filed: **Aug. 10, 2007**

(51) **LOC (8) Cl.** **14-02**

(52) **U.S. Cl.** **D14/356**

(58) **Field of Classification Search** D14/351–370,
D14/301, 313, 348–349, 432, 435–436, 496,
D14/137, 155, 167–168, 240, 242, 299; D13/149,
D13/184; D3/201, 273
See application file for complete search history.

(56) **References Cited**

U.S. PATENT DOCUMENTS

D309,728 S *	8/1990	Nuttall et al.	D14/356
5,179,501 A *	1/1993	Ocken et al.	D13/184
D379,993 S *	6/1997	Devitt et al.	D14/240
D388,095 S *	12/1997	Nijima et al.	D14/230
D435,044 S *	12/2000	Oviatt et al.	D14/356
6,891,721 B2 *	5/2005	Huang	361/685
D520,502 S *	5/2006	Xu et al.	D14/356
D521,001 S *	5/2006	Xiao et al.	D14/356

D531,178 S *	10/2006	Lee	D14/367
D534,184 S *	12/2006	Leija et al.	D14/496
D550,714 S *	9/2007	Ferraboshi	D14/496
2005/0041387 A1 *	2/2005	Lee	361/685
2005/0174731 A1 *	8/2005	Lin	361/686

* cited by examiner

Primary Examiner—Robin V. Webster

Assistant Examiner—Karen E Kearney

(74) *Attorney, Agent, or Firm*—Jacobson Holman PLLC

(57) **CLAIM**

We claim the ornamental design for the external hard disk drive, as shown and described.

DESCRIPTION

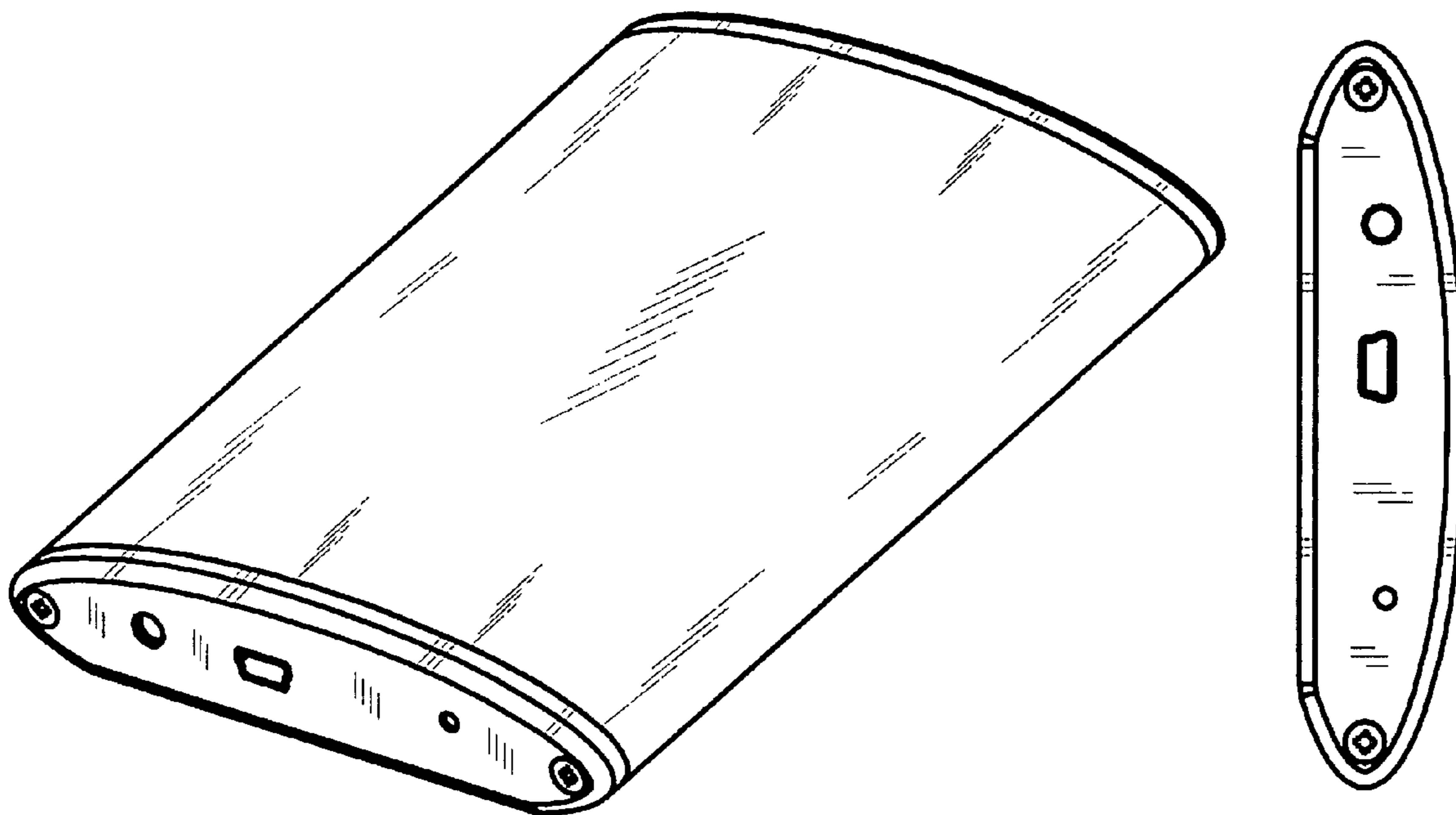
FIG. 1 is a perspective view of the external hard disk drive; FIG. 2 is a top plan view of the external hard disk drive, the bottom plan view being a mirror image of the top plan view; FIG. 3 is a front elevational view of the external hard disk drive;

FIG. 4 is a rear elevational view of the external hard disk drive;

FIG. 5 is a left side elevational view of the external hard disk drive; and,

FIG. 6 is a right side elevational view of the external hard disk drive.

1 Claim, 6 Drawing Sheets






FIG. 1




FIG. 2




FIG. 3




FIG. 4

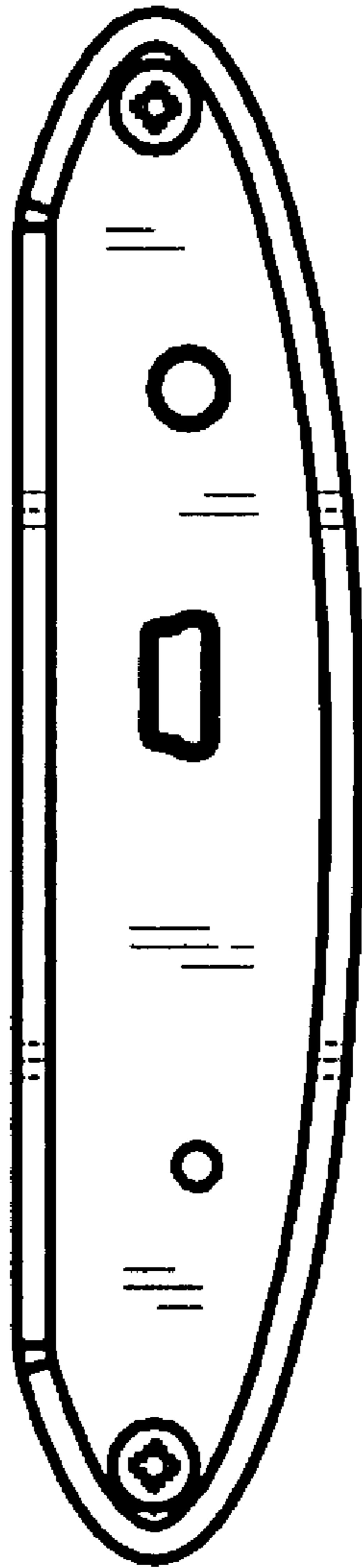


FIG. 5




FIG. 6