



US00D580431S

(12) **United States Design Patent**
Morita

(10) **Patent No.:** **US D580,431 S**

(45) **Date of Patent:** **** Nov. 11, 2008**

(54) **PORTABLE INFORMATION TERMINAL UNIT**

(75) Inventor: **Fumio Morita**, Tokyo (JP)

(73) Assignee: **Kabushiki Kaisha Toshiba**, Tokyo (JP)

(**) Term: **14 Years**

(21) Appl. No.: **29/303,991**

(22) Filed: **Feb. 22, 2008**

(30) **Foreign Application Priority Data**

Sep. 21, 2007 (JP) 2007-025759

(51) **LOC (8) Cl.** **14-02**

(52) **U.S. Cl.** **D14/341**

(58) **Field of Classification Search** D14/341,
D14/342, 343, 344, 345, 346, 347, 420, 426,
D14/427, 432, 439, 440, 441, 448, 496, 125,
D14/137, 129, 130, 138, 250, 389, 147, 218,
D14/247, 248, 156, 315-327; D10/65, 78,
D10/104, 46; D13/168; D18/1, 2, 6, 7; D21/329,
D21/686; D6/596, 601, 605; 455/90.3, 556.1,
455/556.2, 575.1, 575.3, 575.4; 379/433.01,
379/433.04, 433.06, 433.07; 361/814; 341/22;
345/169, 173; D19/59-60

See application file for complete search history.

(56) **References Cited**

U.S. PATENT DOCUMENTS

D308,055 S	5/1990	Tedham et al.	
D321,174 S *	10/1991	Tsuchiya	D14/368
D337,322 S	7/1993	Tso	
D337,569 S *	7/1993	Kando	D14/341
D361,552 S *	8/1995	Iino	D14/341
D395,639 S	6/1998	Ham et al.	
D396,452 S	7/1998	Naruki	
D410,443 S	6/1999	Matsumoto	
D448,764 S	10/2001	Marsalka et al.	
D481,719 S	11/2003	Okawa et al.	
D486,823 S	2/2004	Kuo	
D487,457 S	3/2004	Liu	

D487,742 S	3/2004	Huang et al.	
D490,420 S	5/2004	Solomon et al.	
D490,807 S	6/2004	Murata	
D494,164 S	8/2004	Wu et al.	
D502,944 S *	3/2005	Kawami et al.	D14/336
D504,889 S *	5/2005	Andre et al.	D14/341
D506,195 S	6/2005	Leveridge et al.	
D543,979 S	6/2007	Lee	
2005/0156902 A1 *	7/2005	McPherson et al.	345/173

FOREIGN PATENT DOCUMENTS

JP	887388	12/1993
JP	1142127	5/2002
JP	1176174	6/2003
JP	1236670	4/2005
JP	1241383	6/2005

OTHER PUBLICATIONS

PBJ Catalog of a Mobile Computer (SCE001), received Nov. 28, 2006.

* cited by examiner

Primary Examiner—Cathron Brooks

Assistant Examiner—Barbara Fox

(74) *Attorney, Agent, or Firm*—Banner & Witcoff, Ltd.

(57) **CLAIM**

The ornamental design for a portable information terminal unit, as shown.

DESCRIPTION

FIG. 1 is a front, top and right side perspective view of a portable information terminal unit, showing my new design;

FIG. 2 is a front view thereof;

FIG. 3 is a rear view thereof;

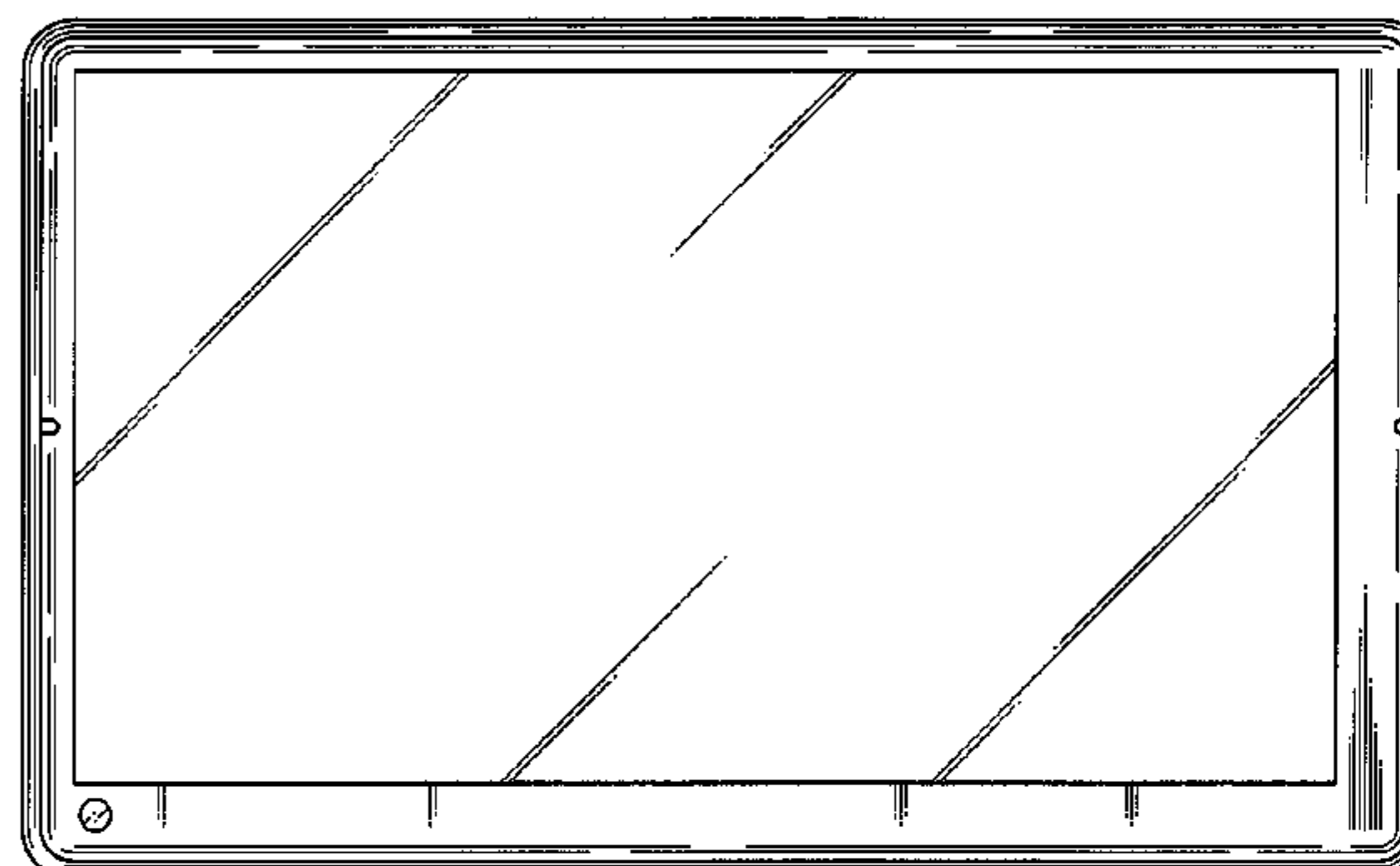
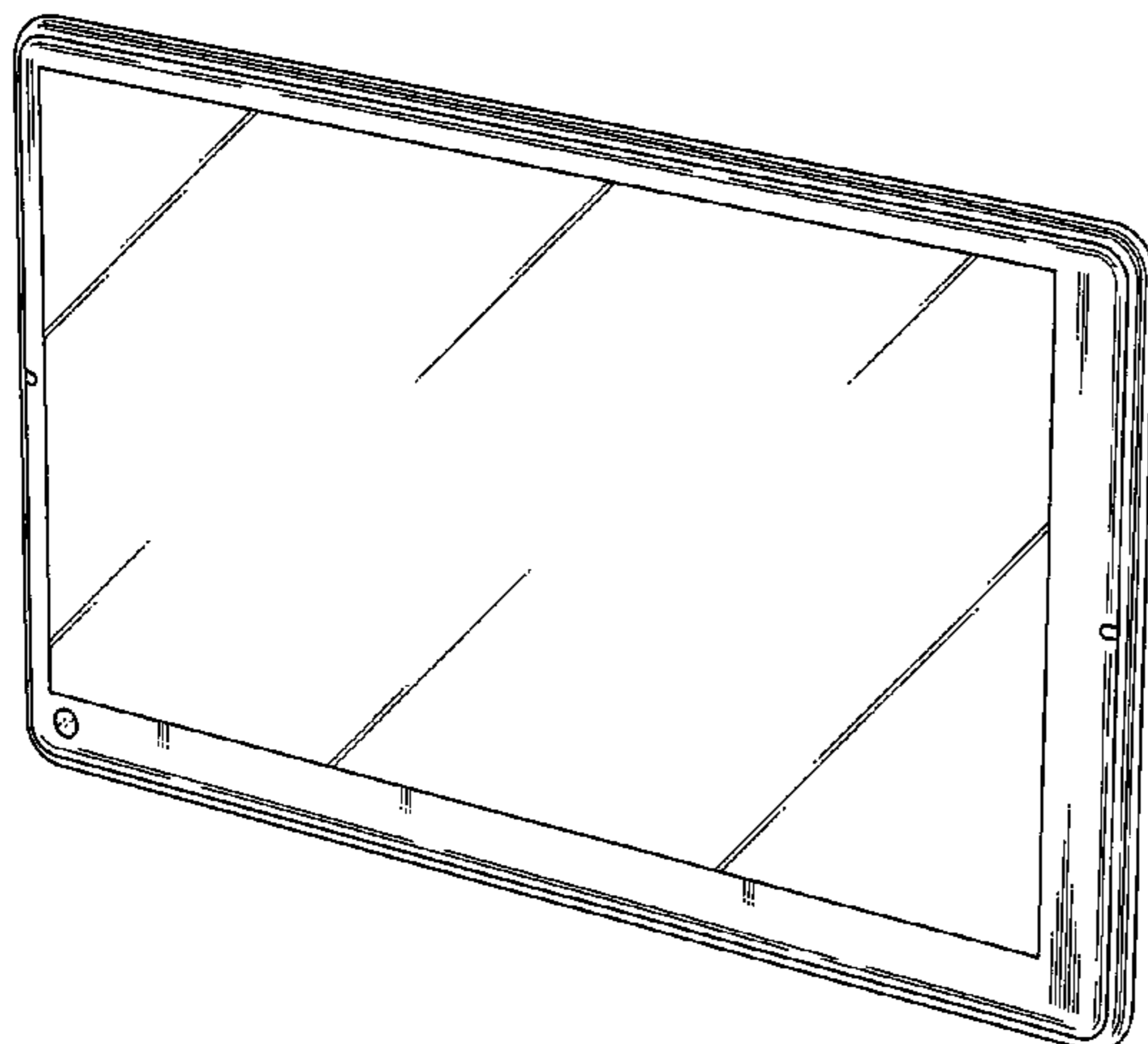
FIG. 4 is a top view thereof;

FIG. 5 is a bottom view thereof;

FIG. 6 is a left side view thereof; and,

FIG. 7 is a right side view thereof.

1 Claim, 3 Drawing Sheets



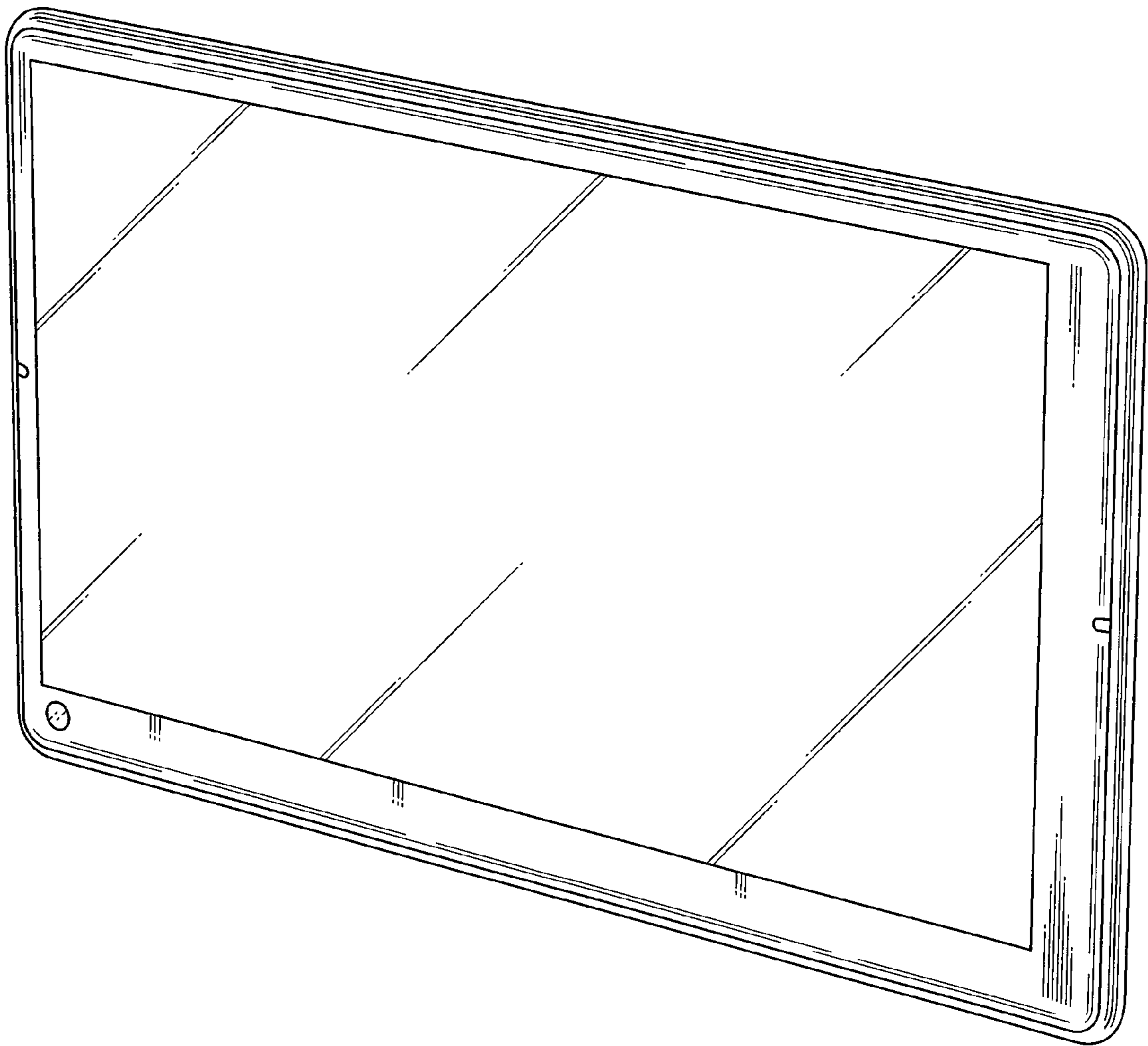


FIG.1

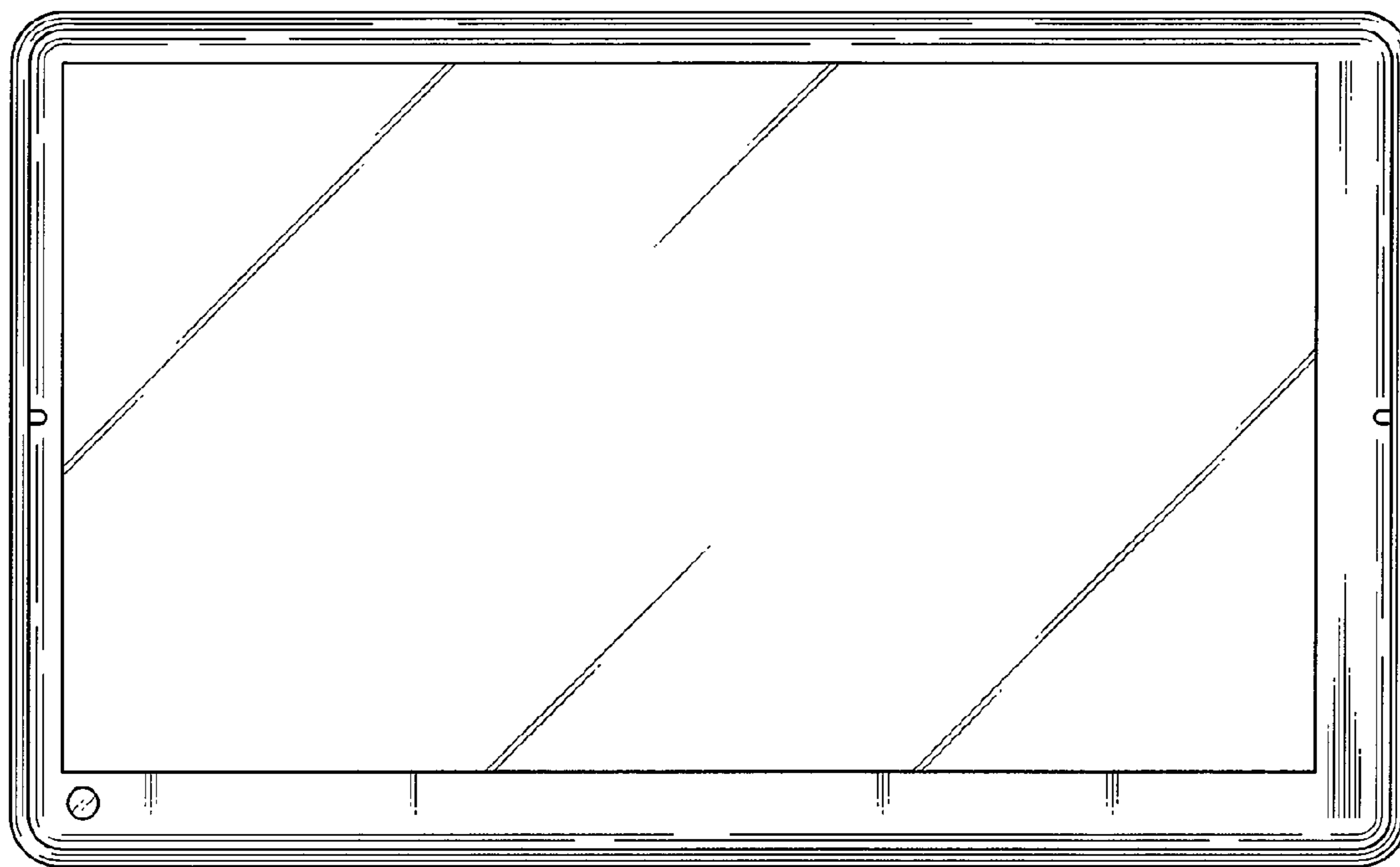


FIG. 2




FIG. 3




FIG. 4

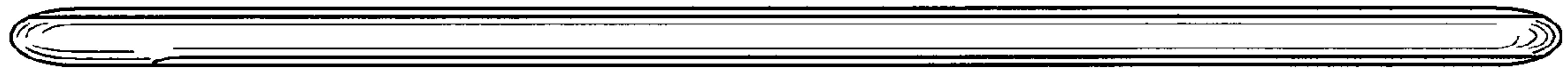


FIG. 5



FIG. 6



FIG. 7