



US00D580409S

(12) **United States Design Patent**
Chen

(10) **Patent No.:** **US D580,409 S**

(45) **Date of Patent:** **** Nov. 11, 2008**

(54) **MULTIMEDIA MINI-SPEAKER**

(76) **Inventor:** **Mang Chen**, 1503, 15/F East Bldg, Aidi Building, No. 5003 Bin He Road, Shenzhen (CN)

(**) **Term:** **14 Years**

(21) **Appl. No.:** **29/276,175**

(22) **Filed:** **Jan. 18, 2007**

(30) **Foreign Application Priority Data**

Aug. 9, 2006 (CN) 2006 3 0128986

(51) **LOC (8) Cl.** **14-01**

(52) **U.S. Cl.** **D14/215**

(58) **Field of Classification Search** D14/204, D14/207, 210–216; 181/143–144, 147–148, 181/150–153, 157, 198–199; 381/300–303, 381/306, 332–333, 336, 345, 361–364, 386–388
See application file for complete search history.

(56) **References Cited**

U.S. PATENT DOCUMENTS

- D483,349 S * 12/2003 Murakami D14/215
- D491,167 S * 6/2004 Yokoyama D14/215
- D498,471 S * 11/2004 Solland et al. D14/215
- D524,798 S * 7/2006 Koizumi D14/215
- D530,310 S * 10/2006 Tsai D14/215
- D531,989 S * 11/2006 Dayan D14/215

* cited by examiner

Primary Examiner—Nanda Bondade

(74) *Attorney, Agent, or Firm*—Global IP Services; Tianhua Gu

(57) **CLAIM**

The ornamental design for a multimedia mini-speaker, as shown and described.

DESCRIPTION

FIG. 1 is a perspective view of a multimedia mini-speaker in open state showing my new design; and

FIG. 2 is a perspective view in close state thereof.

FIG. 3 is a front view of the multimedia mini-speaker in open state;

FIG. 4 is a rear view thereof;

FIG. 5 is a left side view thereof;

FIG. 6 is a right side view thereof;

FIG. 7 is a top plan view thereof; and

FIG. 8 is a bottom plan view thereof.

FIG. 9 is a front view of the multimedia mini-speaker in close state;

FIG. 10 is a rear view thereof;

FIG. 11 is a right side view thereof;

FIG. 12 is a left side view thereof; and,

FIG. 13 is a bottom plan view thereof.

1 Claim, 8 Drawing Sheets





Fig. 1



Fig. 2




FIG. 3




Fig. 4



FIG. 5




Fig. 6




FIG. 7




Fig. 8




FIG. 9




Fig. 10




FIG. 11



FIG. 12




FIG. 13