



US00D580375S

(12) **United States Design Patent**
Yen et al.

(10) **Patent No.:** **US D580,375 S**
(45) **Date of Patent:** **** Nov. 11, 2008**

(54) **LEAD FRAME FOR A TWO-PIN LIGHT
EMITTING DIODE DEVICE**

(75) Inventors: **Jui-Kang Yen**, Taipei (TW); **Yung-Wei
Chen**, Taichung (TW)

(73) Assignee: **Semi-Photonics Co., Ltd.**, Chu-Nan
(TW)

(**) Term: **14 Years**

(21) Appl. No.: **29/249,575**

(22) Filed: **Oct. 12, 2006**

(51) **LOC (8) Cl.** **13-03**

(52) **U.S. Cl.** **D13/180**

(58) **Field of Classification Search** D13/180;
D26/2; 257/79, 80, 81, 88, 89, 95, 98, 99,
257/100; 313/483, 498, 500; 362/555, 800
See application file for complete search history.

(56) **References Cited**

U.S. PATENT DOCUMENTS

5,977,626	A *	11/1999	Wang et al.	257/707
6,559,379	B2 *	5/2003	Solanki et al.	174/533
6,569,764	B1 *	5/2003	Hirashima et al.	438/673
6,891,256	B2 *	5/2005	Joshi et al.	257/676
6,919,625	B2 *	7/2005	O'Shea et al.	257/685
6,943,433	B2 *	9/2005	Kamada	257/666
6,999,318	B2 *	2/2006	Newby	361/719

D520,965	S *	5/2006	Omata	D13/180
D532,383	S *	11/2006	Nagai et al.	D13/180
D536,309	S *	2/2007	Muguruma et al.	D13/180
7,211,882	B2 *	5/2007	Wang et al.	257/678
7,321,161	B2 *	1/2008	Teixeira et al.	257/675
2003/0116769	A1 *	6/2003	Song et al.	257/79
2005/0127483	A1 *	6/2005	Joshi et al.	257/676
2005/0269587	A1 *	12/2005	Loh et al.	257/99
2006/0157726	A1 *	7/2006	Loh et al.	257/100

* cited by examiner

Primary Examiner—Selina Sikder

(74) *Attorney, Agent, or Firm*—Patterson & Sheridan, LLP

(57) **CLAIM**

The ornamental design for a lead frame for a two-pin light emitting diode device, as shown.

DESCRIPTION

FIG. 1 is a perspective view of the lead frame for a two-pin light emitting diode device showing our new design.

FIG. 2 is a front elevation view thereof;

FIG. 3 is a rear elevation view thereof;

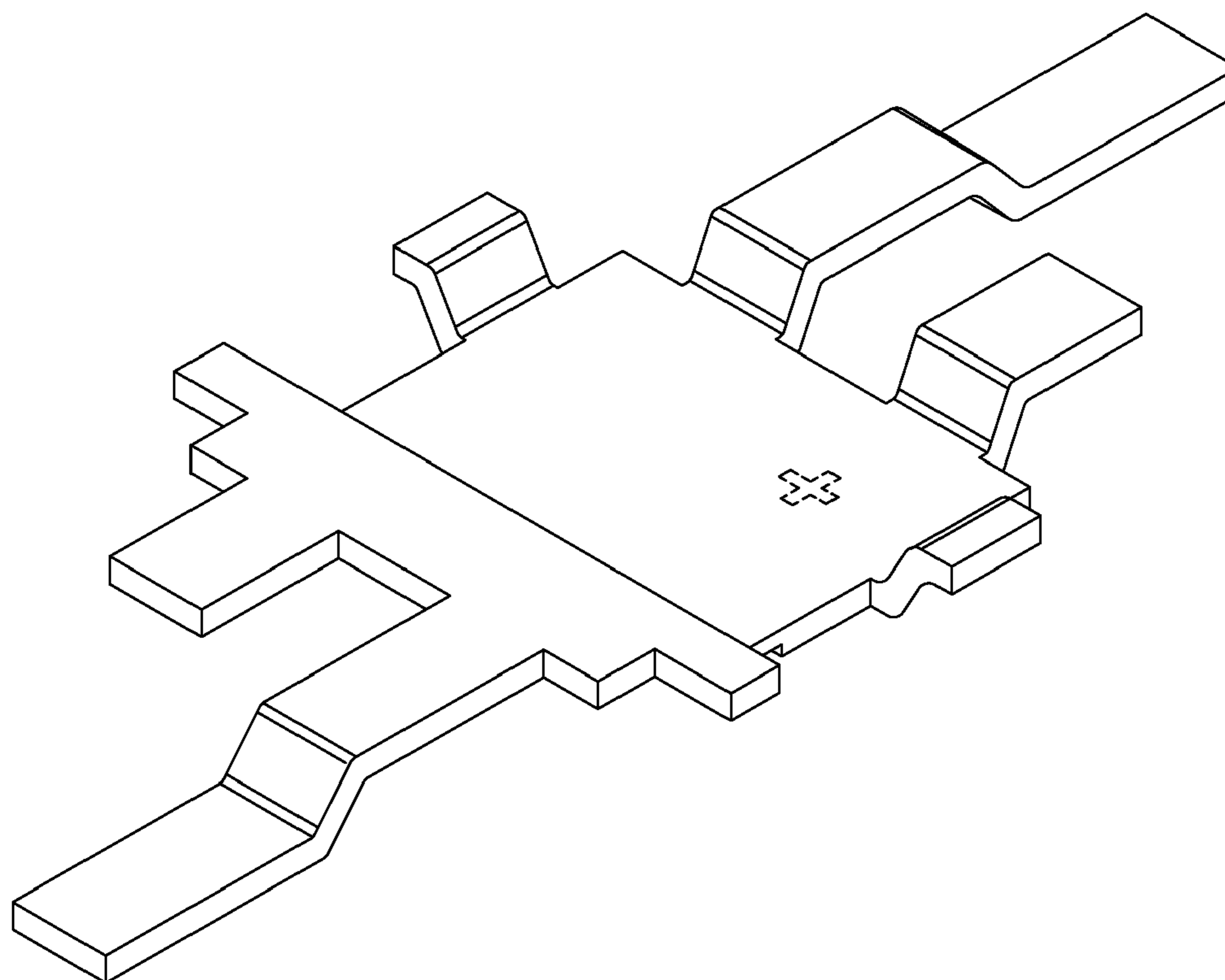
FIG. 4 is a top plan view thereof;

FIG. 5 is a bottom plan view thereof;

FIG. 6 is a left side elevation view thereof; and,

FIG. 7 is a right side elevation view thereof.

1 Claim, 4 Drawing Sheets



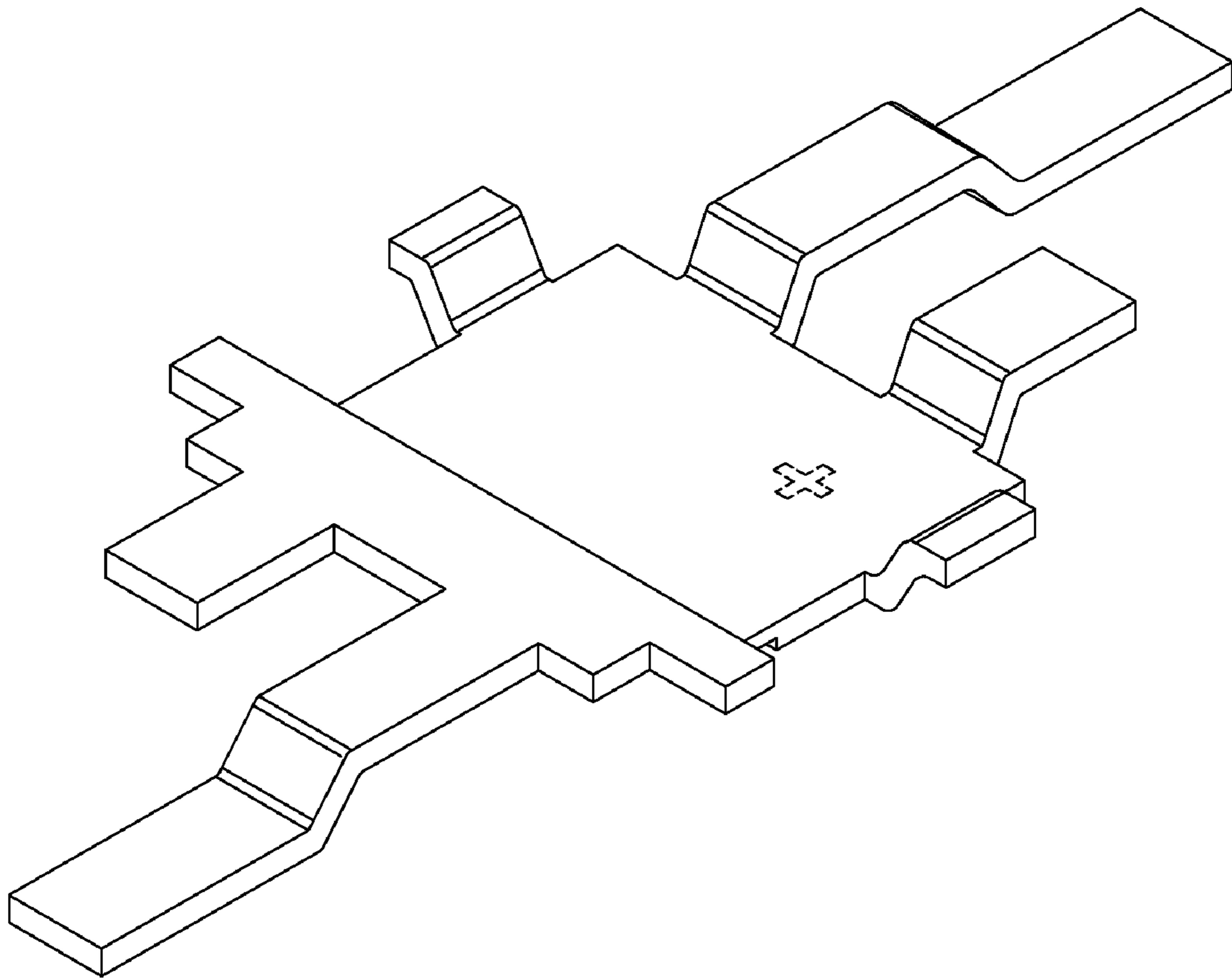


FIG. 1

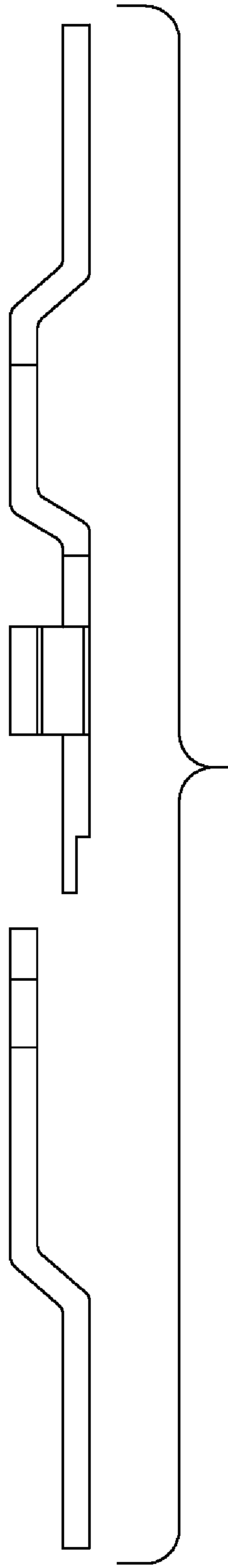


FIG. 2

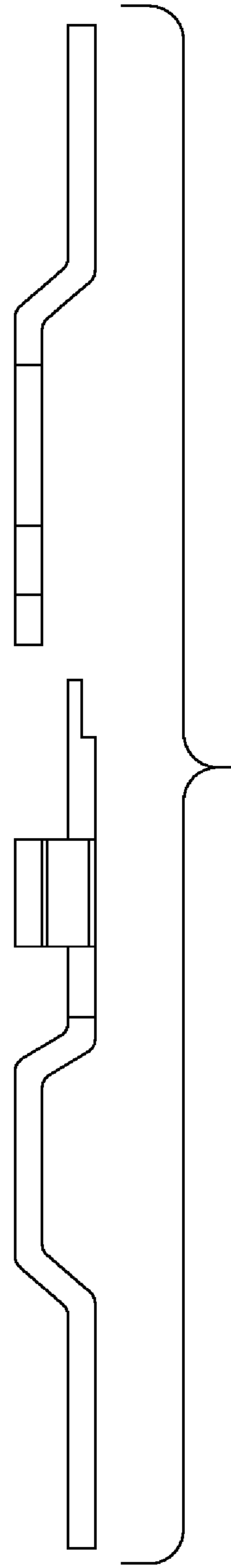


FIG. 3

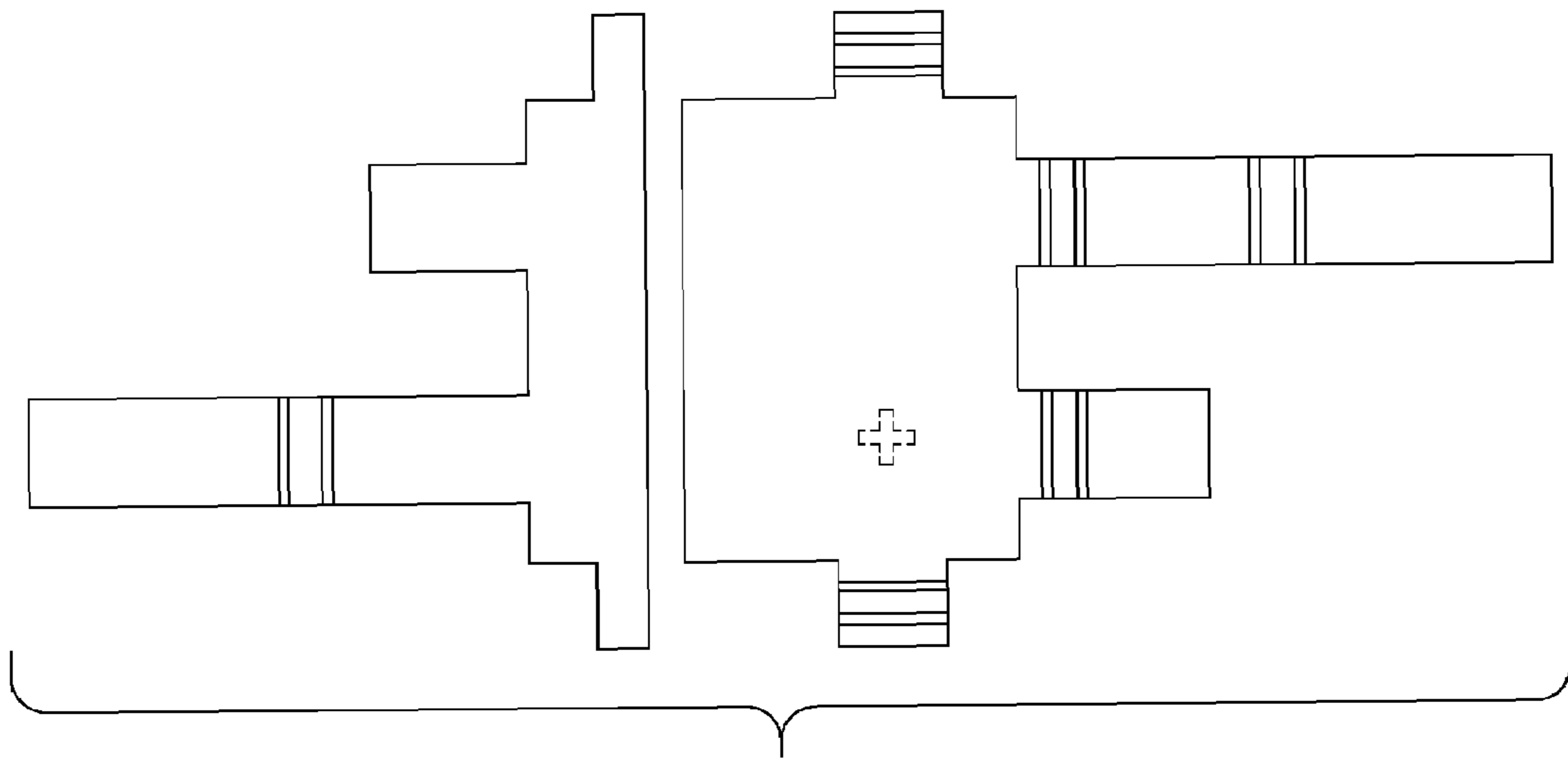


FIG. 4

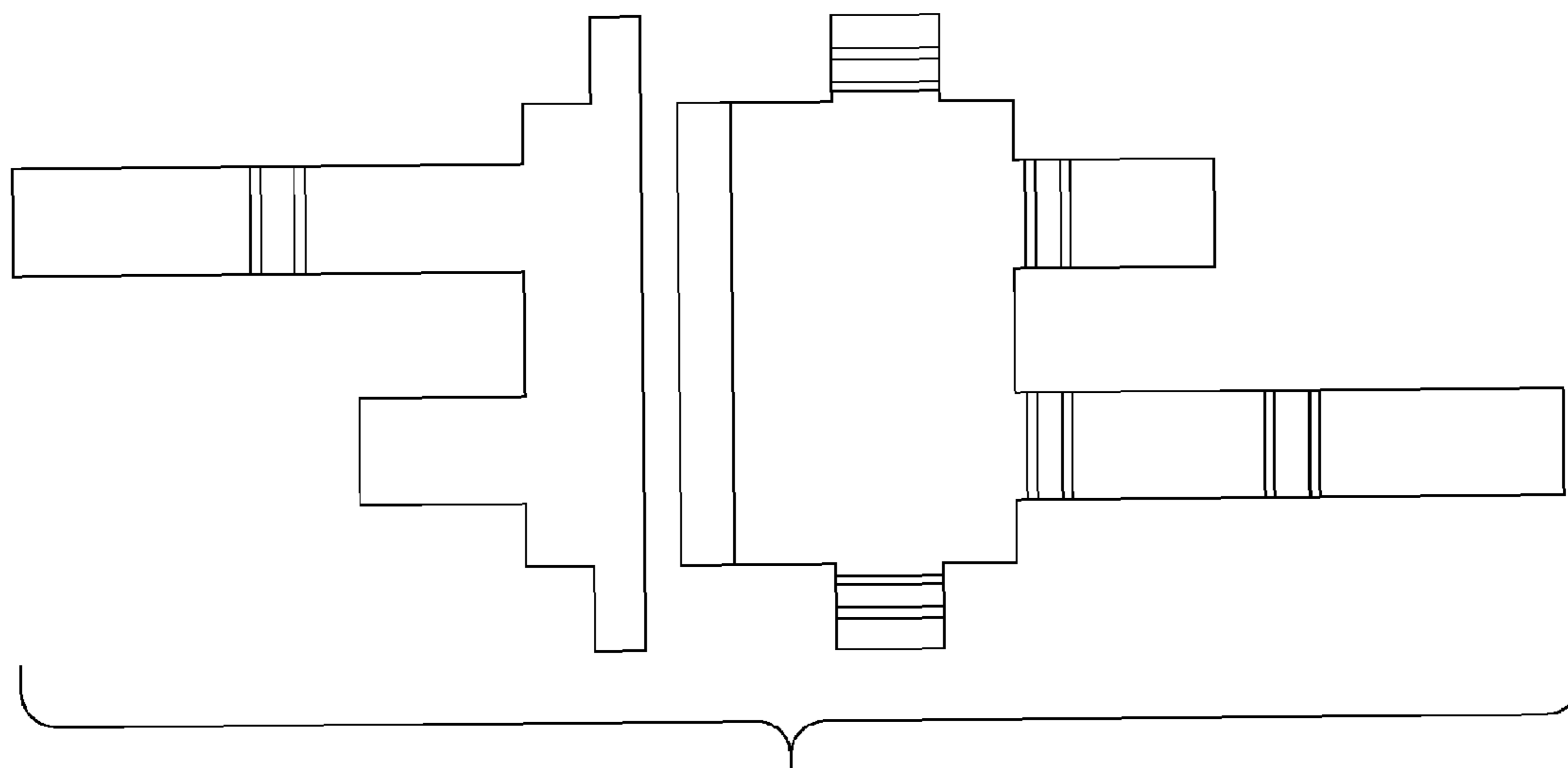


FIG. 5




FIG. 6




FIG. 7

UNITED STATES PATENT AND TRADEMARK OFFICE
CERTIFICATE OF CORRECTION

PATENT NO. : Des. 580,375 S
APPLICATION NO. : 29/249575
DATED : November 11, 2008
INVENTOR(S) : Yen et al.

Page 1 of 1

It is certified that error appears in the above-identified patent and that said Letters Patent is hereby corrected as shown below:

On the Title Pg. In the Description,

Please insert --It will be understood that the dashed lines presented in the drawings represent optional features, some of which are described and represented in the different embodiments illustrated in the accompanying figures.-- after Fig. 7 is a right side elevation view thereof.

Signed and Sealed this

Tenth Day of March, 2009



JOHN DOLL
Acting Director of the United States Patent and Trademark Office