



US00D580352S

(12) **United States Design Patent**
Croley

(10) **Patent No.:** **US D580,352 S**

(45) **Date of Patent:** **** Nov. 11, 2008**

(54) **BATTERY FOR A MOBILE DEVICE**

(75) Inventor: **Curt Croley**, Stony Brook, NY (US)

(73) Assignee: **Symbol Technologies, Inc.**, Holtsville, NY (US)

(**) Term: **14 Years**

(21) Appl. No.: **29/299,559**

(22) Filed: **Dec. 28, 2007**

(51) **LOC (8) Cl.** **13-02**

(52) **U.S. Cl.** **D13/103**

(58) **Field of Classification Search** D13/102–106,
D13/110, 118–119, 184; 429/96–100, 163,
429/176

See application file for complete search history.

(56) **References Cited**

U.S. PATENT DOCUMENTS

D267,795 S *	2/1983	Mallon	D13/119
D358,127 S *	5/1995	Berry	D13/103
D359,267 S *	6/1995	Berry et al.	D13/103
D367,640 S *	3/1996	Nagele et al.	D13/103
D392,644 S *	3/1998	McGugan	D14/240
D401,554 S *	11/1998	Nagele et al.	D13/119
D422,263 S *	4/2000	Waldner	D13/103
D447,112 S *	8/2001	Heong et al.	D13/103
D447,461 S *	9/2001	Heong et al.	D13/103

D508,892 S *	8/2005	Schlieffers et al.	D13/103
D562,759 S *	2/2008	Fitch et al.	D13/103
D562,760 S *	2/2008	Hanks	D13/103

* cited by examiner

Primary Examiner—Jennifer Rivard

Assistant Examiner—Rosemary K Tarcza

(74) *Attorney, Agent, or Firm*—Fay Kaplun & Marcin, LLP

(57) **CLAIM**

The ornamental design for a battery for a mobile device, as shown and described.

DESCRIPTION

FIG. 1 is a front view of a battery for a mobile device showing our new design;

FIG. 2 is a top side view thereof;

FIG. 3 is a bottom view thereof;

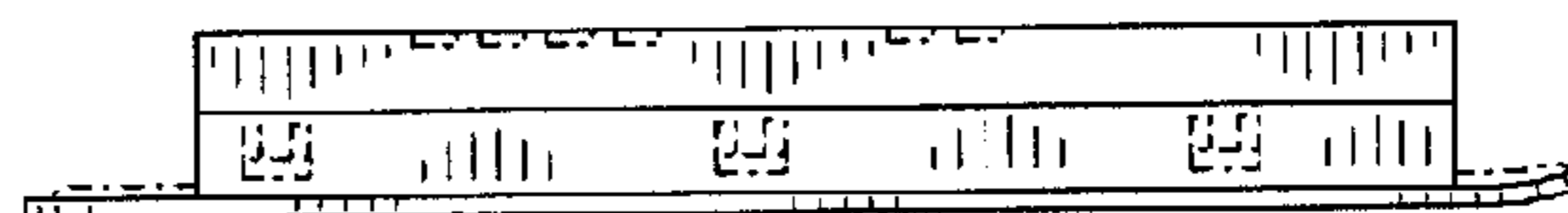
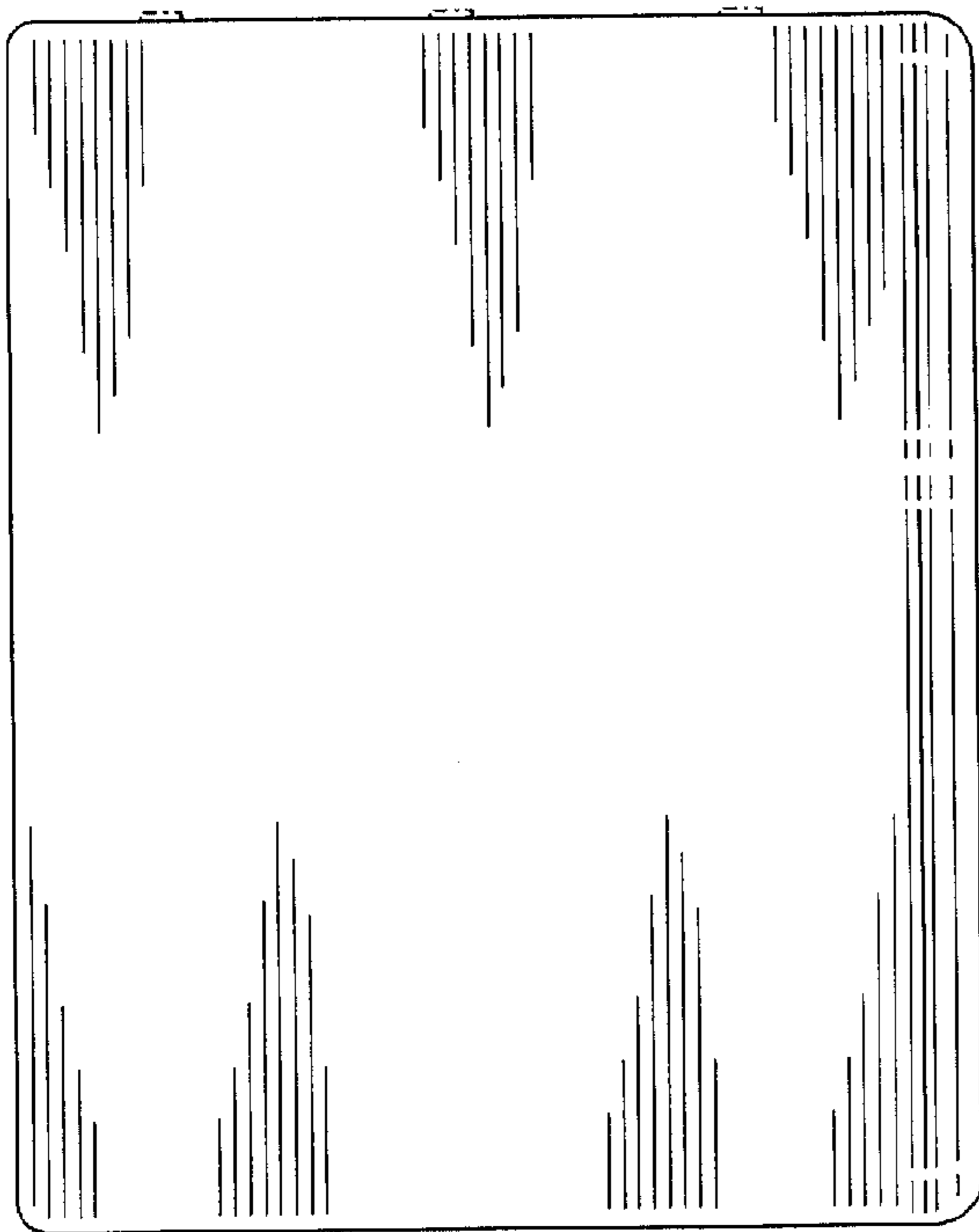
FIG. 4 is a side view thereof;

FIG. 5 is another side view thereof; and,

FIG. 6 is a back view thereof.

The broken lines shown in FIGS. 1–6 are included for illustrative purposes only and form no part of the claimed design. The broken lines directly adjacent to shaded areas represent the boundaries of the claimed design.

1 Claim, 2 Drawing Sheets



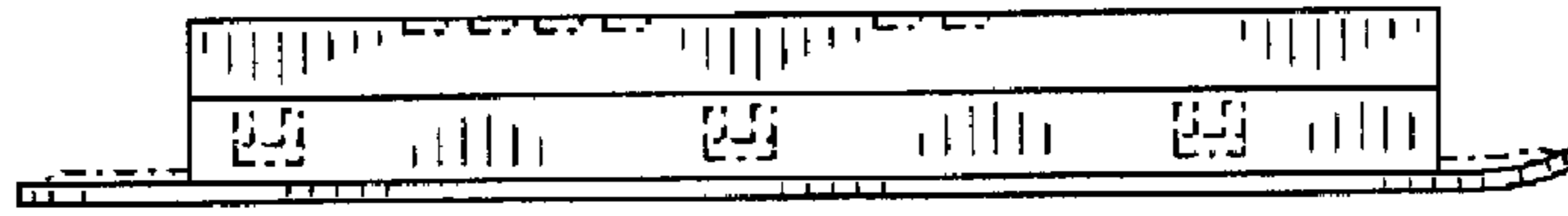


FIG. 2

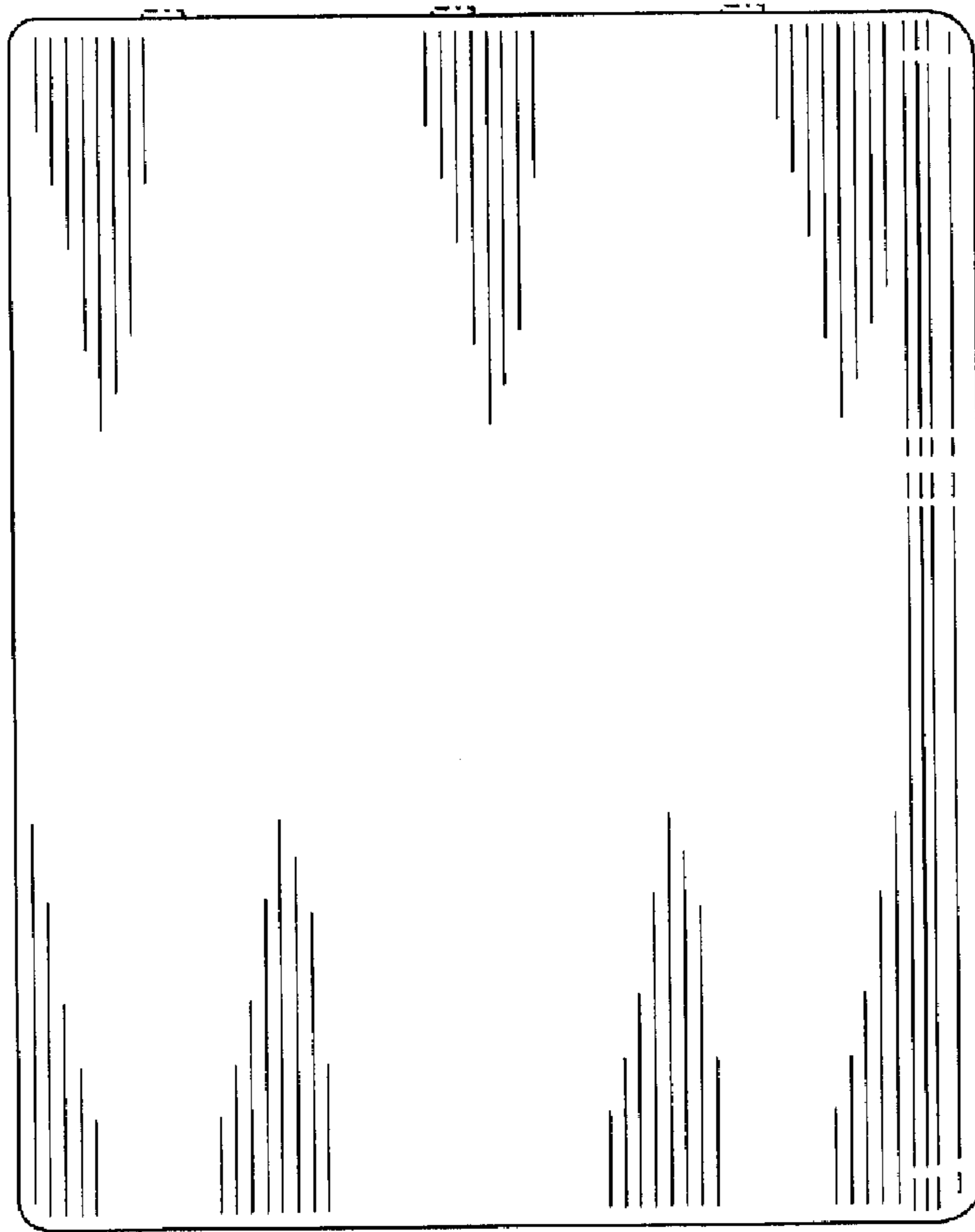


FIG. 1



FIG. 4

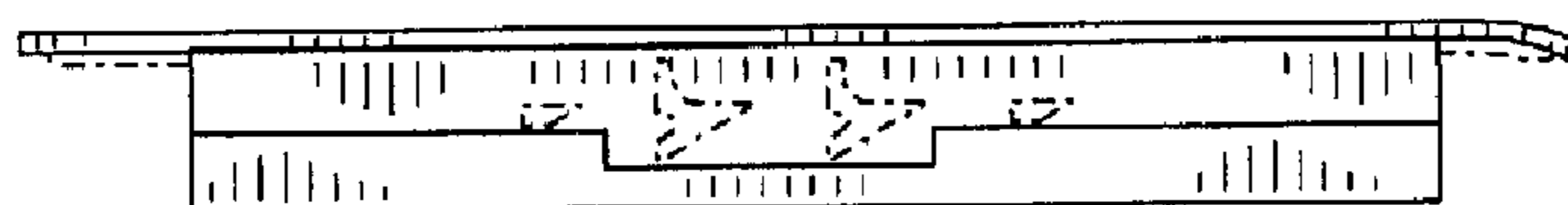


FIG. 3

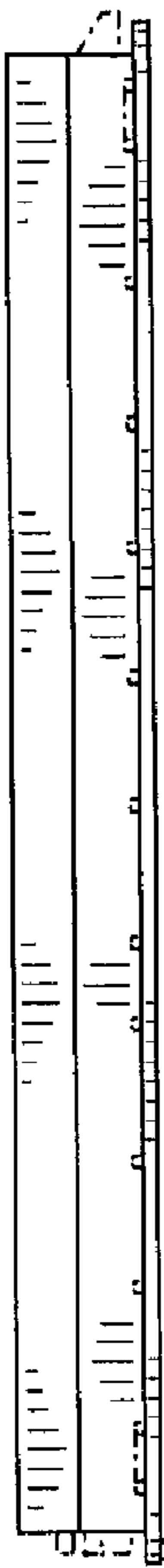


FIG. 5

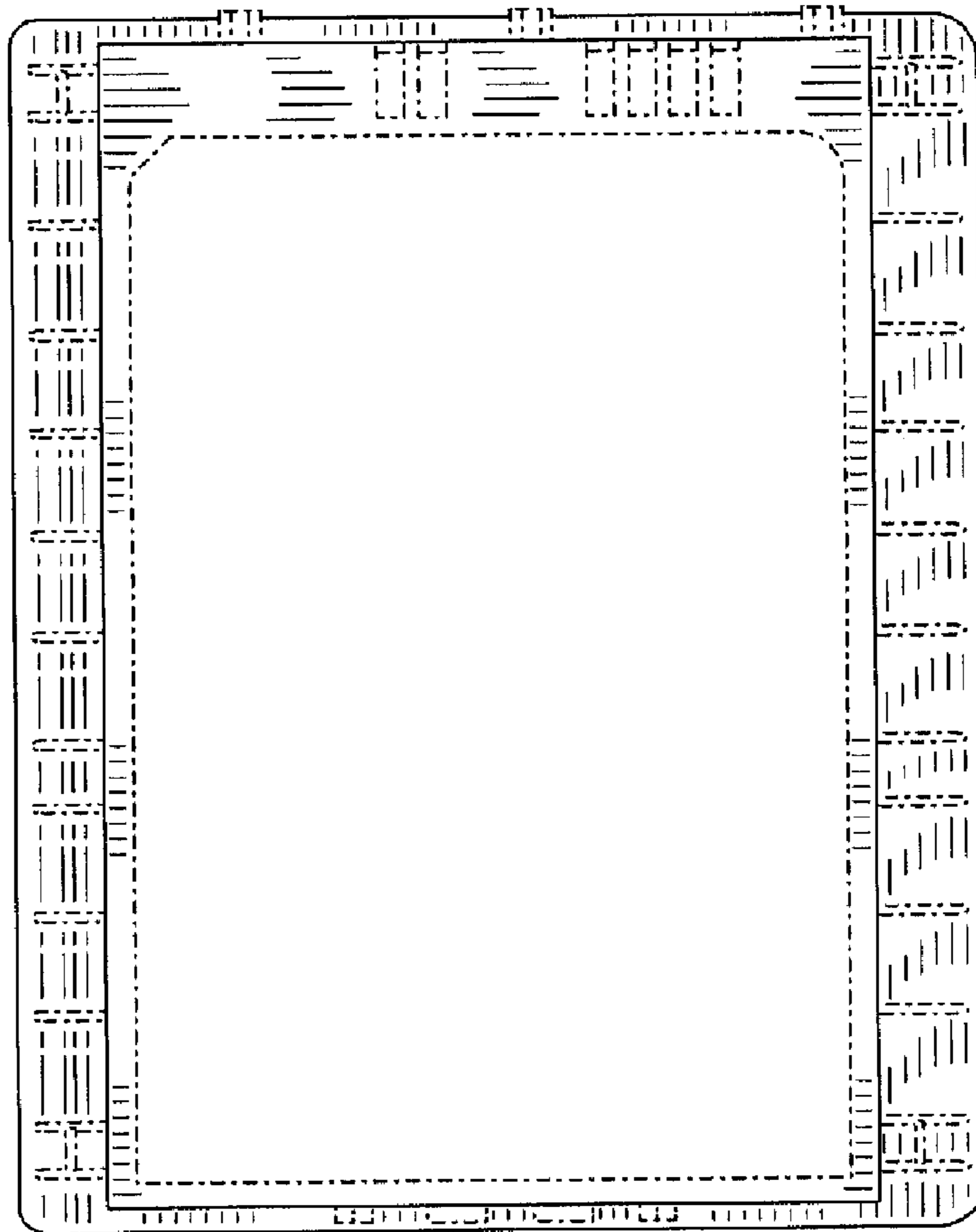


FIG. 6