



US00D580333S

(12) **United States Design Patent**
Gallert

(10) **Patent No.:** **US D580,333 S**
(45) **Date of Patent:** **** Nov. 11, 2008**

(54) **AUTOMOBILE WHEEL**

(75) Inventor: **Michael Gallert**, Stuttgart (DE)

(73) Assignee: **Dr. Ing. h.c. F. Porsche**
Aktiengesellschaft, Weissach (DE)

(**) Term: **14 Years**

(21) Appl. No.: **29/284,161**

(22) Filed: **Aug. 31, 2007**

(30) **Foreign Application Priority Data**

Mar. 5, 2007 (EM) 000682760

(51) **LOC (8) Cl.** **12-16**

(52) **U.S. Cl.** **D12/209**

(58) **Field of Classification Search** D12/204-213;
301/37.101, 64.101, 65, 64.201
See application file for complete search history.

(56) **References Cited**

U.S. PATENT DOCUMENTS

- D392,611 S * 3/1998 Echazabal et al. D12/211
- D450,027 S * 11/2001 Kuribayashi D12/209
- D451,463 S * 12/2001 Murkett et al. D12/209
- D456,333 S * 4/2002 Pollmann D12/211

- D494,917 S * 8/2004 Pollmann D12/211
- D495,289 S * 8/2004 Kataoka D12/211
- D499,371 S * 12/2004 Koch D12/211
- D506,719 S * 6/2005 Chen D12/211
- D516,001 S * 2/2006 Tirado D12/209
- D519,436 S * 4/2006 Chen D12/211
- D528,959 S * 9/2006 Sycha D12/209
- D531,560 S * 11/2006 Loocho D12/209
- D535,241 S * 1/2007 Kim D12/211

* cited by examiner

Primary Examiner—Stacia Cadmus

(57) **CLAIM**

The ornamental design for the automobile wheel, as shown and described.

DESCRIPTION

FIG. 1 is a plan view taken from the front of the automobile wheel, showing my new design;
 FIG. 2 is a perspective view thereof;
 FIG. 3 is a left-side view thereof;
 FIG. 4 is a right-side view thereof;
 FIG. 5 is a bottom, plan view thereof; and,
 FIG. 6 is top, plan view thereof.

1 Claim, 6 Drawing Sheets





FIG.1



FIG. 2



FIG. 3




FIG. 4




FIG. 5




FIG. 6