



US00D580332S

(12) **United States Design Patent**  
**Gueler et al.**

(10) **Patent No.:** **US D580,332 S**

(45) **Date of Patent:** **\*\* Nov. 11, 2008**

(54) **VEHICLE FRONT DOOR**

(75) Inventors: **Murat Gueler**, Köln (DE); **Stefan Lamm**, Köln (DE)

(73) Assignee: **Ford Global Technologies, LLC**, Dearborn, MI (US)

(\*\*) Term: **14 Years**

(21) Appl. No.: **29/298,808**

(22) Filed: **Dec. 13, 2007**

(30) **Foreign Application Priority Data**

Aug. 14, 2007 (DE) ..... 40704114

(51) **LOC (8) Cl.** ..... **12-16**

(52) **U.S. Cl.** ..... **D12/196**

(58) **Field of Classification Search** ..... D12/196,  
D12/90-92, 86; 296/181.1, 181.5

See application file for complete search history.

(56) **References Cited**

**U.S. PATENT DOCUMENTS**

D418,471 S	*	1/2000	Gabath	.....	D12/196
D467,849 S	*	12/2002	Murkett	.....	D12/196
D479,170 S	*	9/2003	Boyer	.....	D12/196
D491,860 S	*	6/2004	Velazco	.....	D12/196
D511,129 S	*	11/2005	Nagashima	.....	D12/196
D555,559 S	*	11/2007	Levy	.....	D12/196
D556,111 S	*	11/2007	Levy	.....	D12/196
D558,112 S	*	12/2007	Leclercq	.....	D12/196
D573,522 S	*	7/2008	Sato et al.	.....	D12/196

\* cited by examiner

*Primary Examiner*—Melody N Brown

(74) *Attorney, Agent, or Firm*—Damian Porcari

(57) **CLAIM**

The ornamental design for a vehicle front door, as shown and described.

**DESCRIPTION**

The vehicle front door is styled independently of adjacent vehicle panels. To the extent that any feature lines are illustrated, they are intended to illustrate the crest and valley of the feature and are not necessarily sharp bends in the part. Shading is used to illustrate the curvature of the part and not color. Areas shown in or sounded by broken lines are not claimed. Any functional features of the vehicle front door are not claimed. Views are orthogonal projections unless otherwise noted. The various views are not necessarily to scale in order to better illustrate the design.

FIG. 1 is a perspective view of a right vehicle front door (the left vehicle front door being a mirror of the right and is not illustrated);

FIG. 2 is a right side elevational view of the vehicle front door;

FIG. 3 is a left side elevational view of the vehicle front door;

FIG. 4 is a top plan view of the vehicle front door;

FIG. 5 is a bottom plan view of the vehicle front door;

FIG. 6 is a front elevational view of the vehicle front door; and,

FIG. 7 is a rear elevational view of the vehicle front door.

**1 Claim, 5 Drawing Sheets**

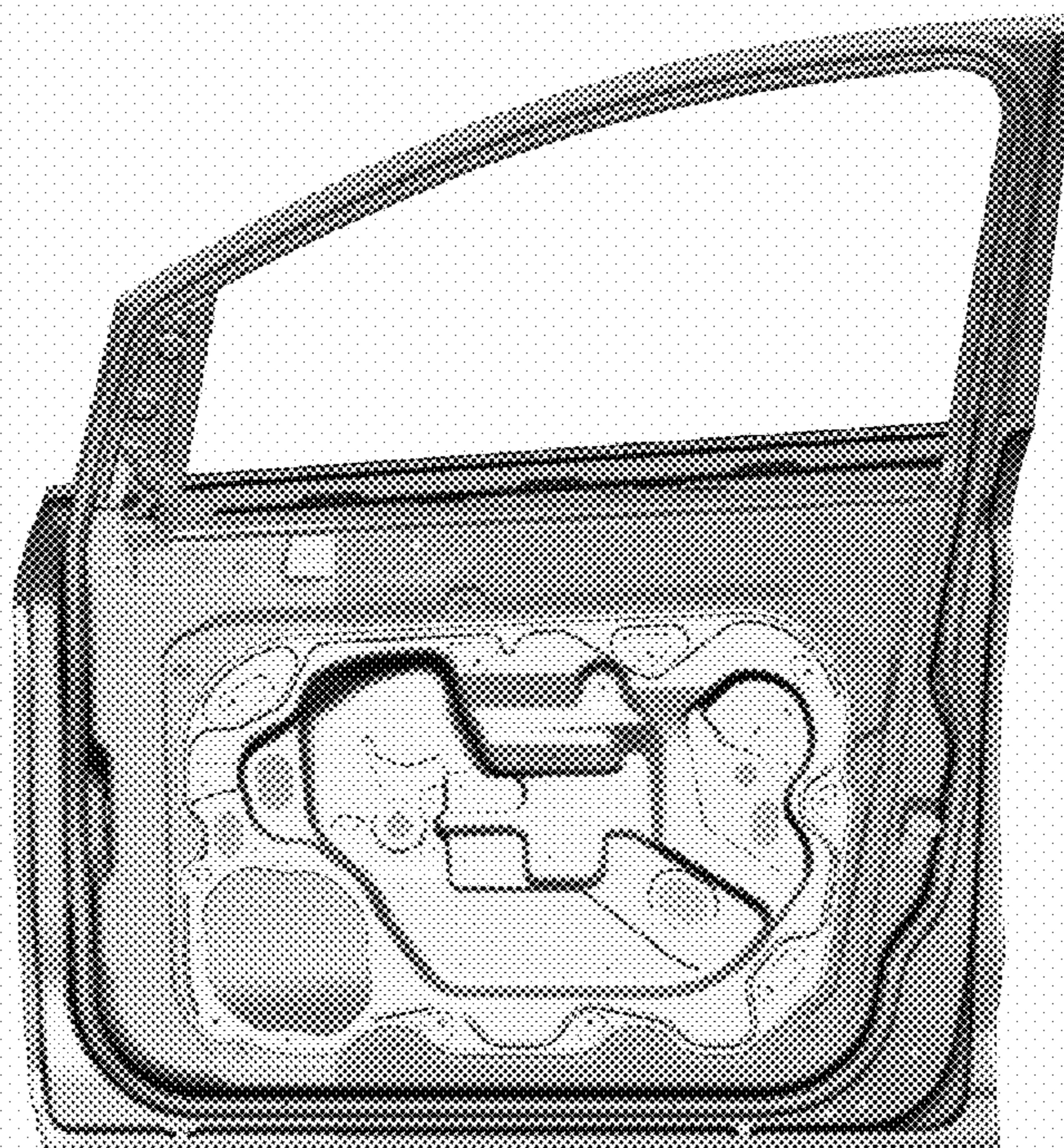






Fig 1



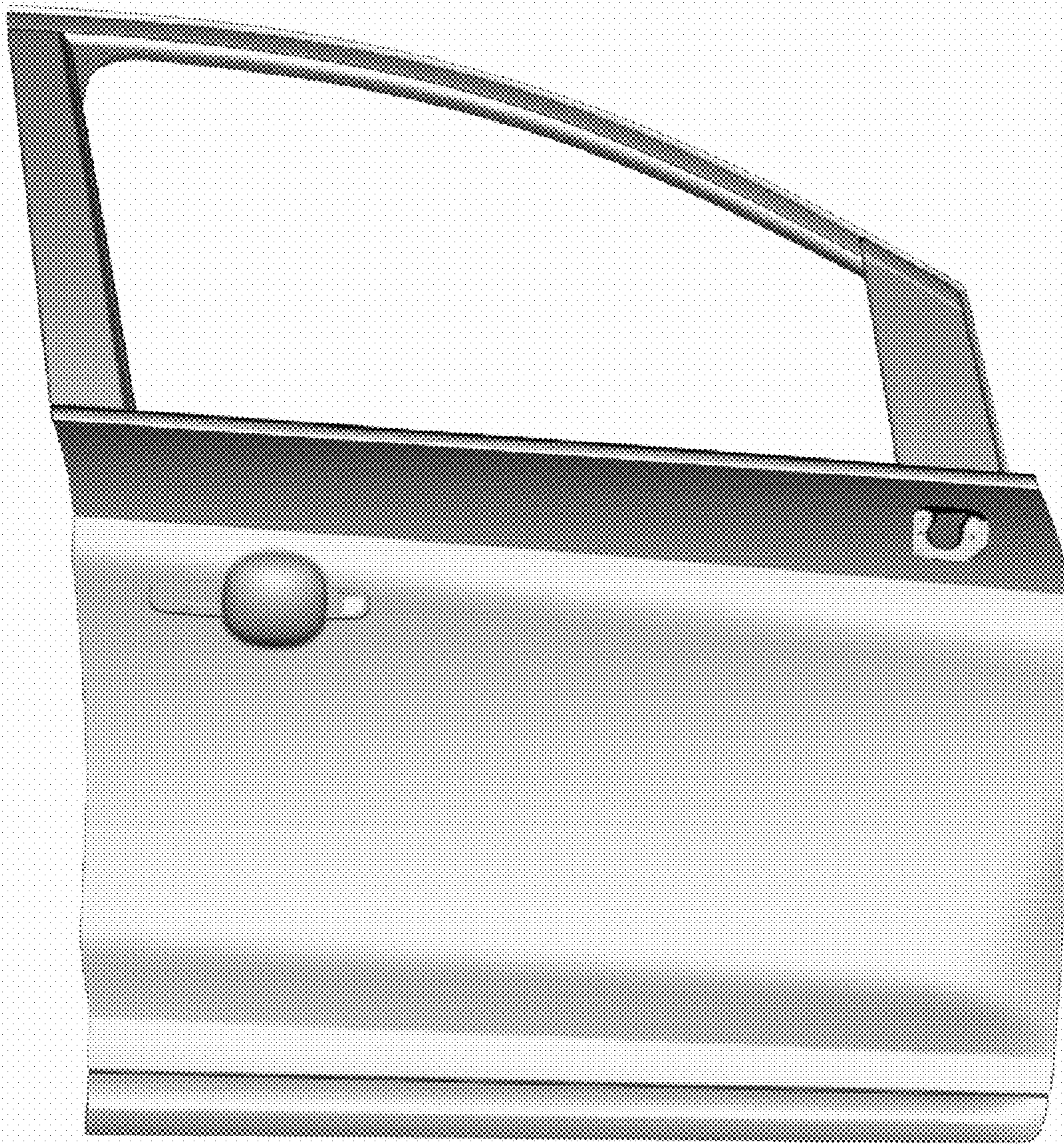


Fig 2





Fig 3






Fig 4




Fig 5



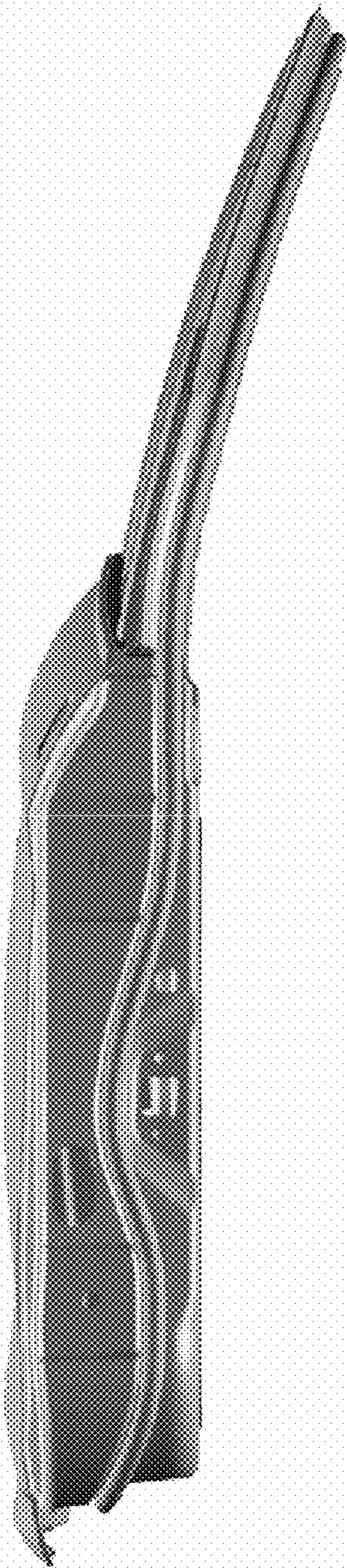


Fig 6




Fig 7