



US00D580310S

(12) **United States Design Patent**
Tant et al.

(10) **Patent No.:** **US D580,310 S**
(45) **Date of Patent:** **** Nov. 11, 2008**

(54) **VEHICLE GRILLE**

(75) Inventors: **Sean William Tant**, Livonia, MI (US);
George Bucher, Dearborn, MI (US);
Patrick J. Schiavone, Bloomfield, MI
(US)

(73) Assignee: **Ford Motor Company**, Dearborn, MI
(US)

(**) Term: **14 Years**

(21) Appl. No.: **29/296,741**

(22) Filed: **Oct. 26, 2007**

(51) **LOC (8) Cl.** **12-16**

(52) **U.S. Cl.** **D12/163**

(58) **Field of Classification Search** D12/163,
D12/171, 196, 216, 90-92, 86; 180/68.1,
180/68.6; 296/193.11

See application file for complete search history.

(56) **References Cited**

U.S. PATENT DOCUMENTS

D494,514 S	*	8/2004	Pfeiffer	D12/163
D494,897 S	*	8/2004	Pfeiffer	D12/163
D496,890 S		10/2004	Metros et al.		
D516,956 S	*	3/2006	Bucci et al.	D12/91
D522,917 S	*	6/2006	Wagner et al.	D12/91
D526,935 S	*	8/2006	Wagner et al.	D12/91
D532,723 S		11/2006	Schiavone		
D532,724 S		11/2006	Schiavone		
D533,119 S		12/2006	Schiavone		
D533,485 S		12/2006	Schiavone		
D534,461 S		1/2007	Mahoney		
D535,221 S		1/2007	Lau		
D535,589 S		1/2007	Lau		
D535,591 S		1/2007	Schiavone		
D560,567 S		1/2008	Tant		

D560,568 S		1/2008	Tant		
D561,655 S		2/2008	Ellis		
D561,656 S		2/2008	Ellis		
D567,154 S	*	4/2008	Cunningham	D12/163
D575,686 S	*	8/2008	Fukui et al.	D12/163

OTHER PUBLICATIONS

Ford, F-150 Lariat, Detroit 2006 (8 pages).
Ford, F-150 King Ranch, Detroit 2004 (9 pages).

* cited by examiner

Primary Examiner—Melody N Brown

(74) *Attorney, Agent, or Firm*—Damian Porcari

(57) **CLAIM**


The ornamental design for a vehicle grille, as shown and described.

DESCRIPTION

To the extent that any feature lines are illustrated, they are intended to illustrate the crest and valley of the feature and are not necessarily sharp bends in the part. Shading is used to illustrate the curvature of the part and not color. Views are orthogonal projections unless otherwise noted. The various views are not necessarily to scale in order to better illustrate the design.

FIG. 1 is a right, front perspective view of the vehicle grille;
FIG. 2 is a left, front perspective view of the vehicle grille;
FIG. 3 is a front elevational view of the vehicle grille;
FIG. 4 is a left side elevational view of the vehicle grille;
FIG. 5 is a right side elevational view of the vehicle grille;
FIG. 6 is a top plan view of the vehicle grille;
FIG. 7 is bottom plan view of the vehicle grille; and,
FIG. 8 is a rear elevational view of the vehicle grille.

1 Claim, 8 Drawing Sheets






Figure 1



Figure 2




Figure 3




Figure 4



Figure 5




Figure 6




Figure 7

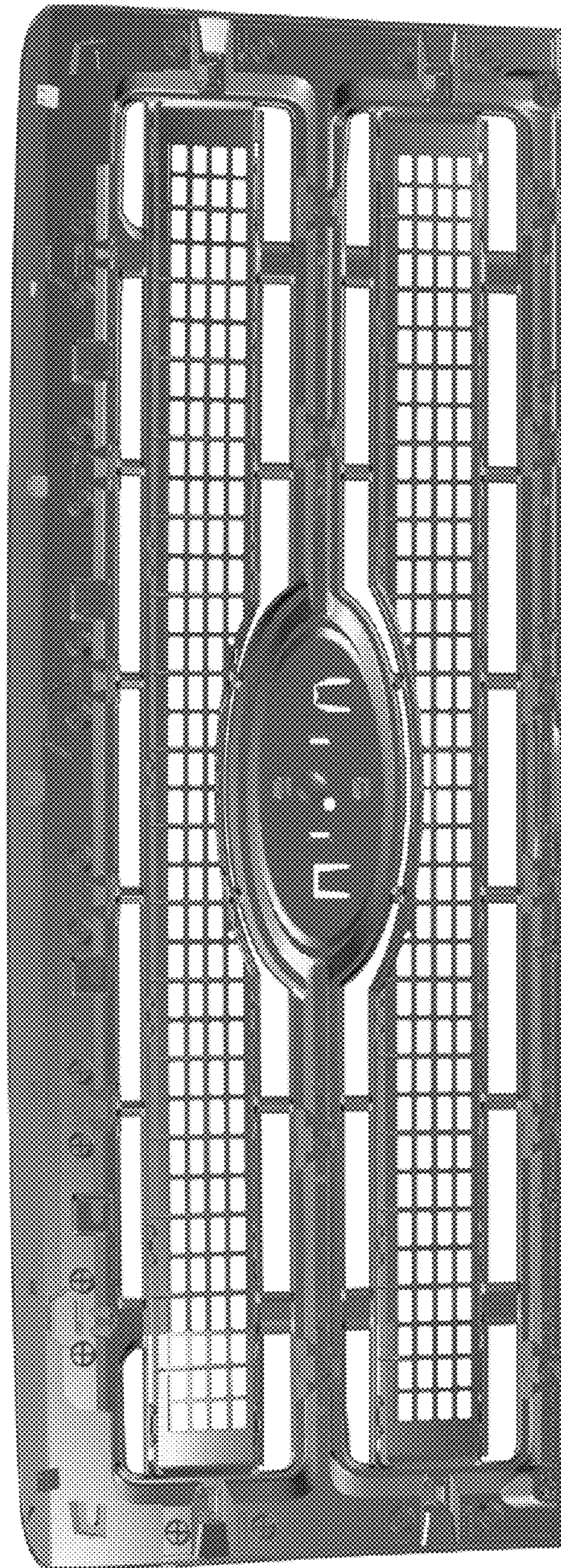


Figure 8