



US00D580294S

(12) **United States Design Patent**
Sabet

(10) **Patent No.:** **US D580,294 S**

(45) **Date of Patent:** **** *Nov. 11, 2008**

(54) **SETTING FOR A RING**

(76) **Inventor:** **John F. Sabet**, 5924 Leesburg Pike, Falls Church, VA (US) 22041

(**) **Term:** **14 Years**

(21) **Appl. No.:** **29/232,700**

(22) **Filed:** **Jun. 23, 2005**

(51) **LOC (8) Cl.** **11-01**

(52) **U.S. Cl.** **D11/92**

(58) **Field of Classification Search** D11/89-93,
D11/1, 2, 6-12, 16, 24-28, 34-43, 70, 79,
D11/30, 222, 47, 75, 81, 56; 63/1.11-14.1,
63/15-15.4, 20, 22, 23, 26-33

See application file for complete search history.

(56) **References Cited**

U.S. PATENT DOCUMENTS

D37,576 S	10/1905	Wodiska	
D50,762 S	5/1917	Sheff	
D63,548 S	12/1923	Anshen	
D68,149 S	9/1925	Lindeberg	
D107,649 S	12/1937	Kiepe	
D152,253 S	1/1949	Gaertner	
D192,380 S	3/1962	Collerman	
D245,590 S	8/1977	Laidlaw	
D372,204 S *	7/1996	Itzkowitz	D11/34
D403,611 S	1/1999	Lai	
D420,936 S *	2/2000	Murray	D11/92
D439,190 S	3/2001	Itzkowitz	
D447,716 S	9/2001	Itzkowitz	
D451,046 S	11/2001	Itzkowitz	
D453,121 S *	1/2002	Bowman	D11/91
D466,040 S *	11/2002	Turner	D11/35

D477,243 S *	7/2003	Benderly	D11/91
D489,022 S	4/2004	Riggio	
D506,158 S	6/2005	McMullan et al.	
D508,866 S *	8/2005	Shin	D11/34
D512,658 S *	12/2005	Aghjayan et al.	D11/34
D513,203 S	12/2005	Liechtung	
D513,712 S *	1/2006	Koren	D11/34
D514,011 S *	1/2006	Aghjayan et al.	D11/35
D519,877 S *	5/2006	Schumacher	D11/92
D520,397 S	5/2006	Rives	
D530,640 S *	10/2006	Shah	D11/30
D533,104 S *	12/2006	Ho	D11/90

* cited by examiner

Primary Examiner—Louis S Zarfaz

Assistant Examiner—David G Muller

(74) *Attorney, Agent, or Firm*—Pillsbury Winthrop Shaw Pittman, LLP

(57) **CLAIM**

The ornamental design for a setting for a ring, as shown and described.

DESCRIPTION

FIG. 1 is a top perspective illustration of a ring of my design;

FIG. 2 is a bottom view thereof;

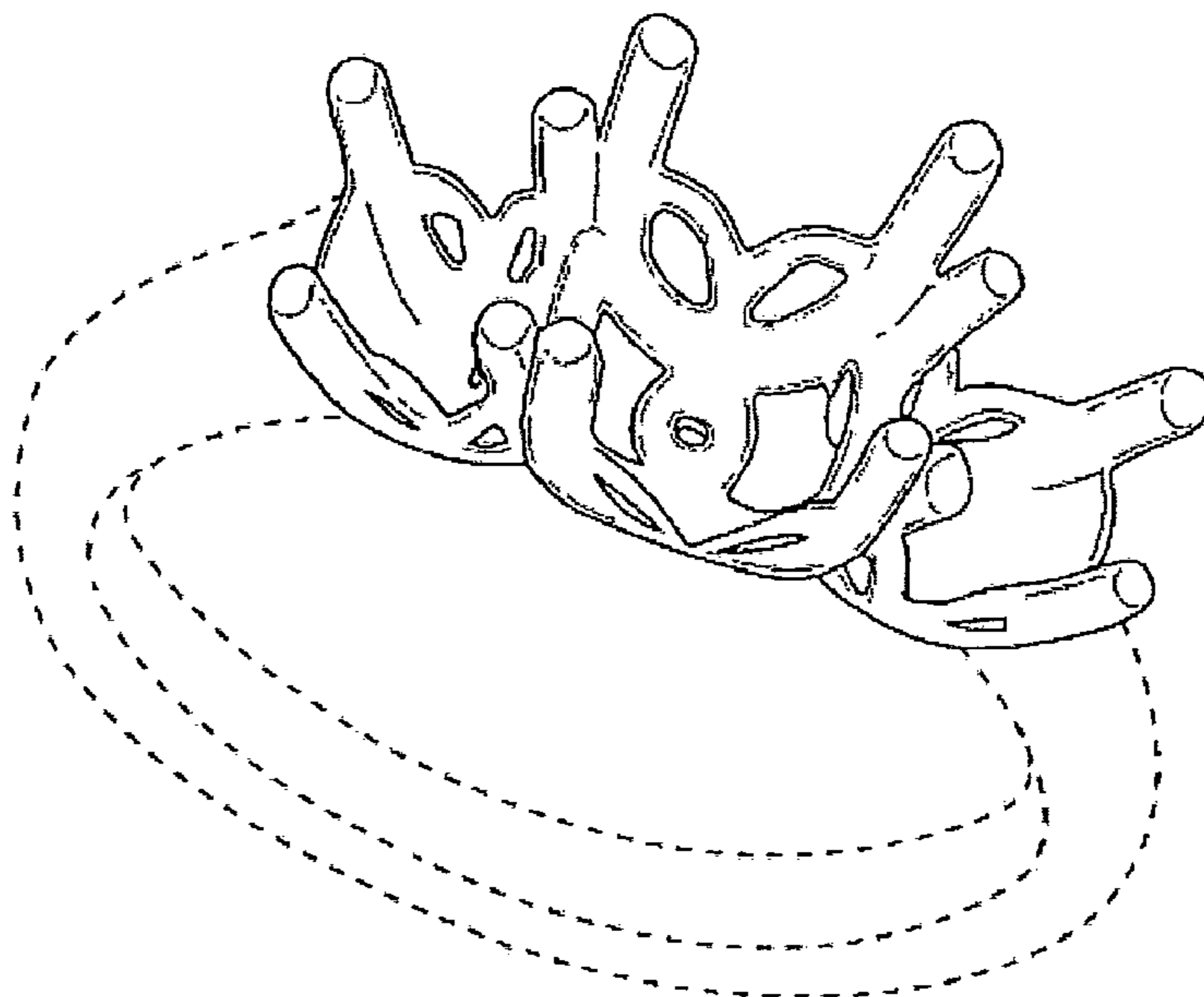
FIG. 3 is a top view thereof;

FIG. 4 is a front side view thereof, the rear side view being a mirror image thereof; and,

FIG. 5 is a left side view thereof, the right side view being a mirror image thereof.

The features shown in broken lines depict environmental subject matter only and form no part of the claimed design.

1 Claim, 3 Drawing Sheets



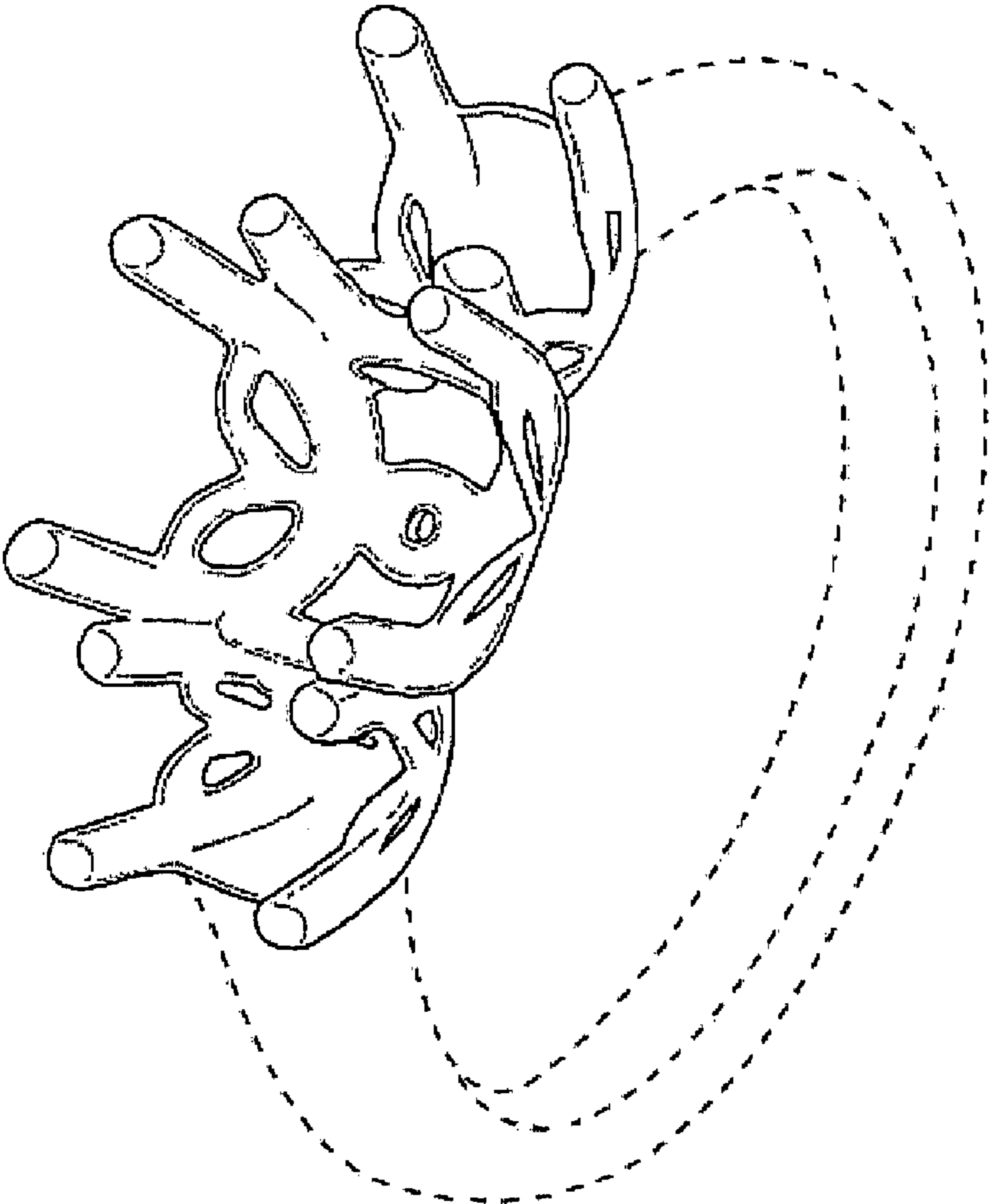


FIG. 1

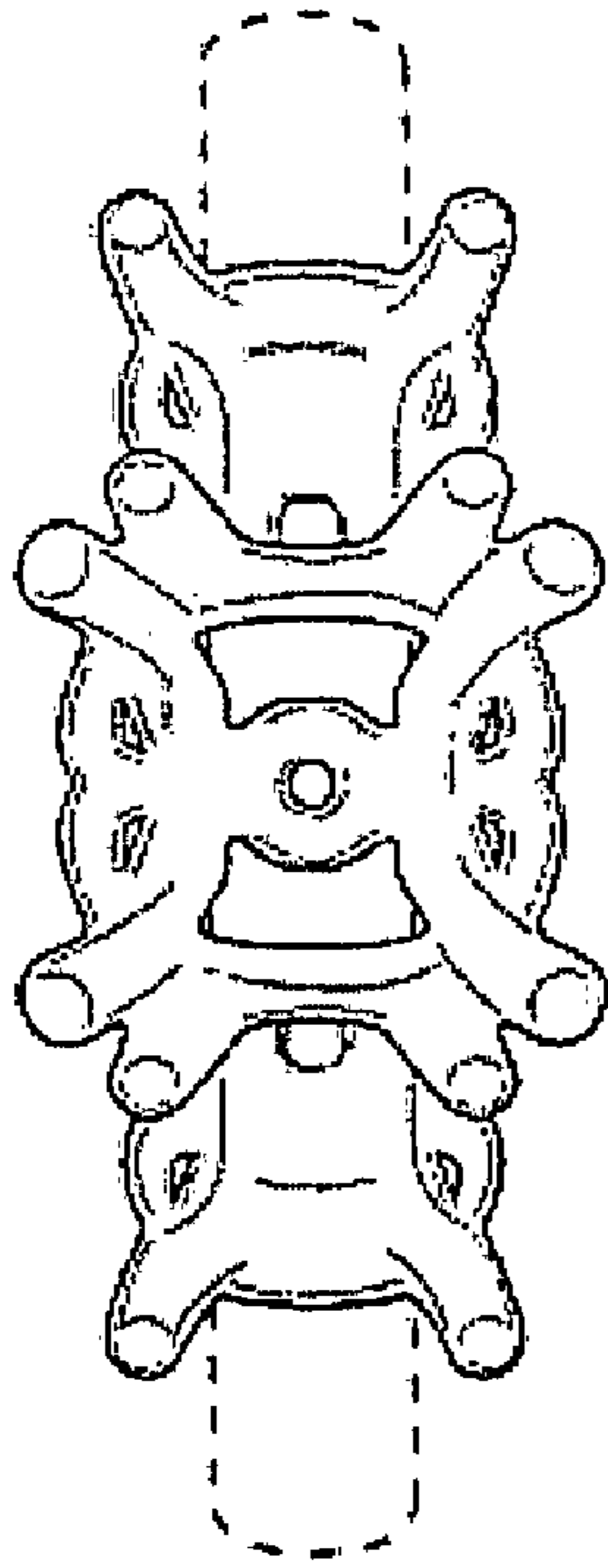


FIG. 2

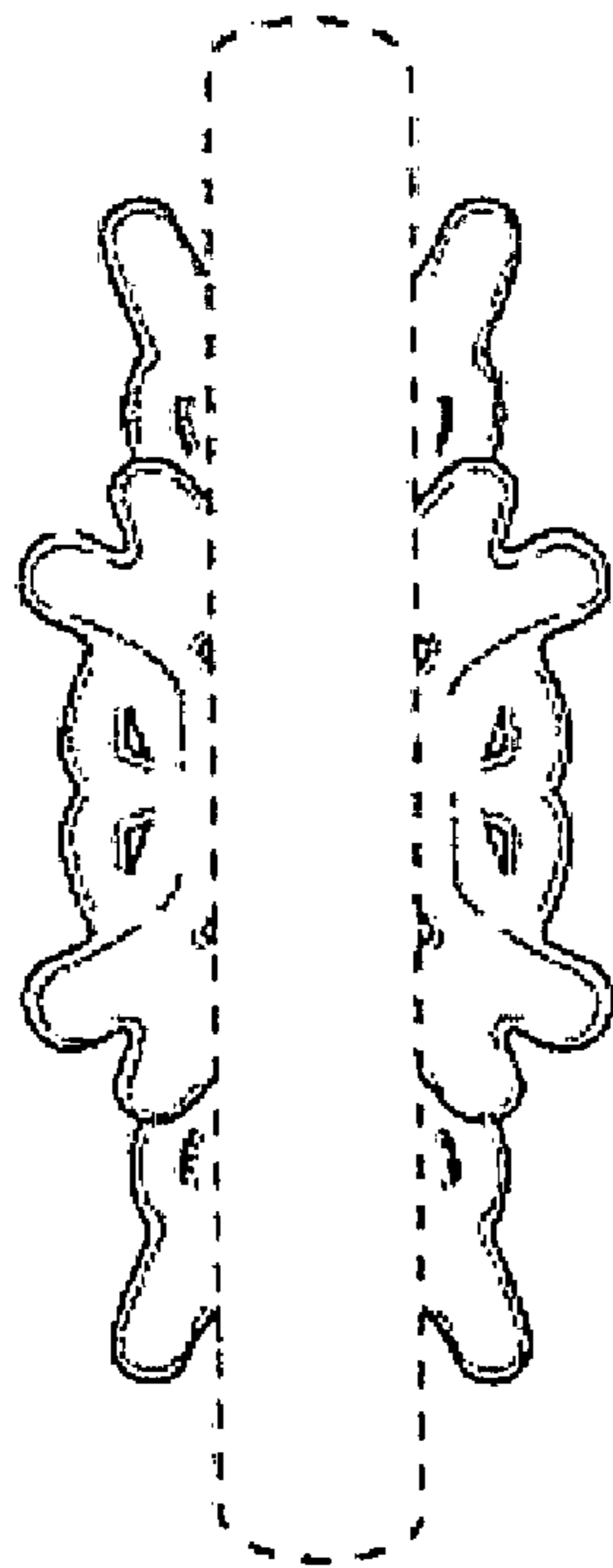


FIG. 3

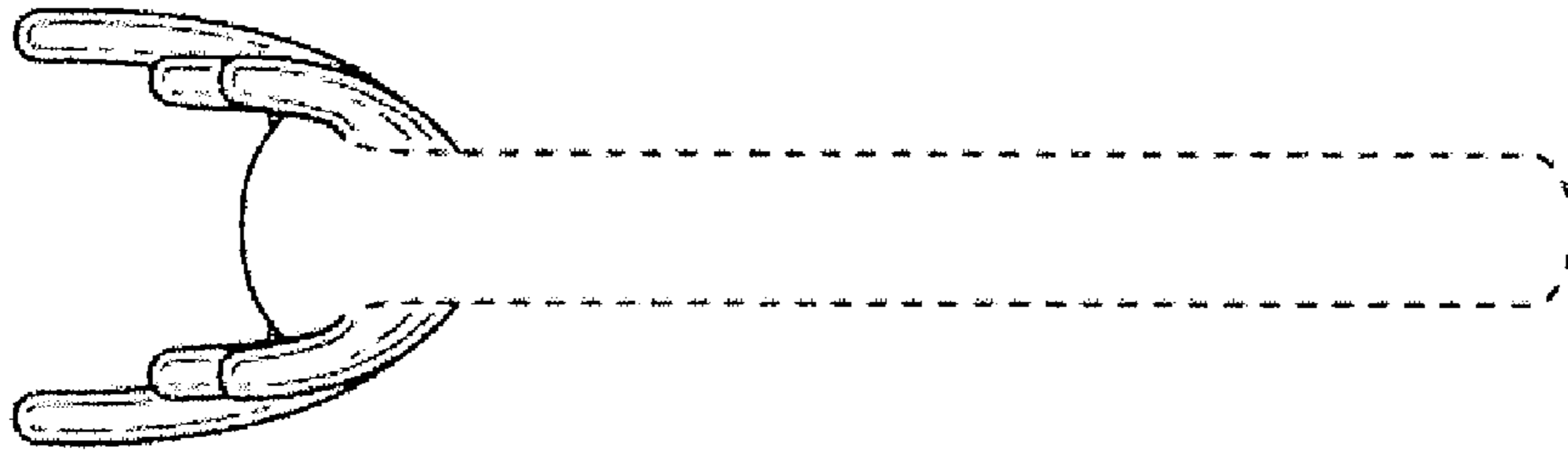


FIG. 5

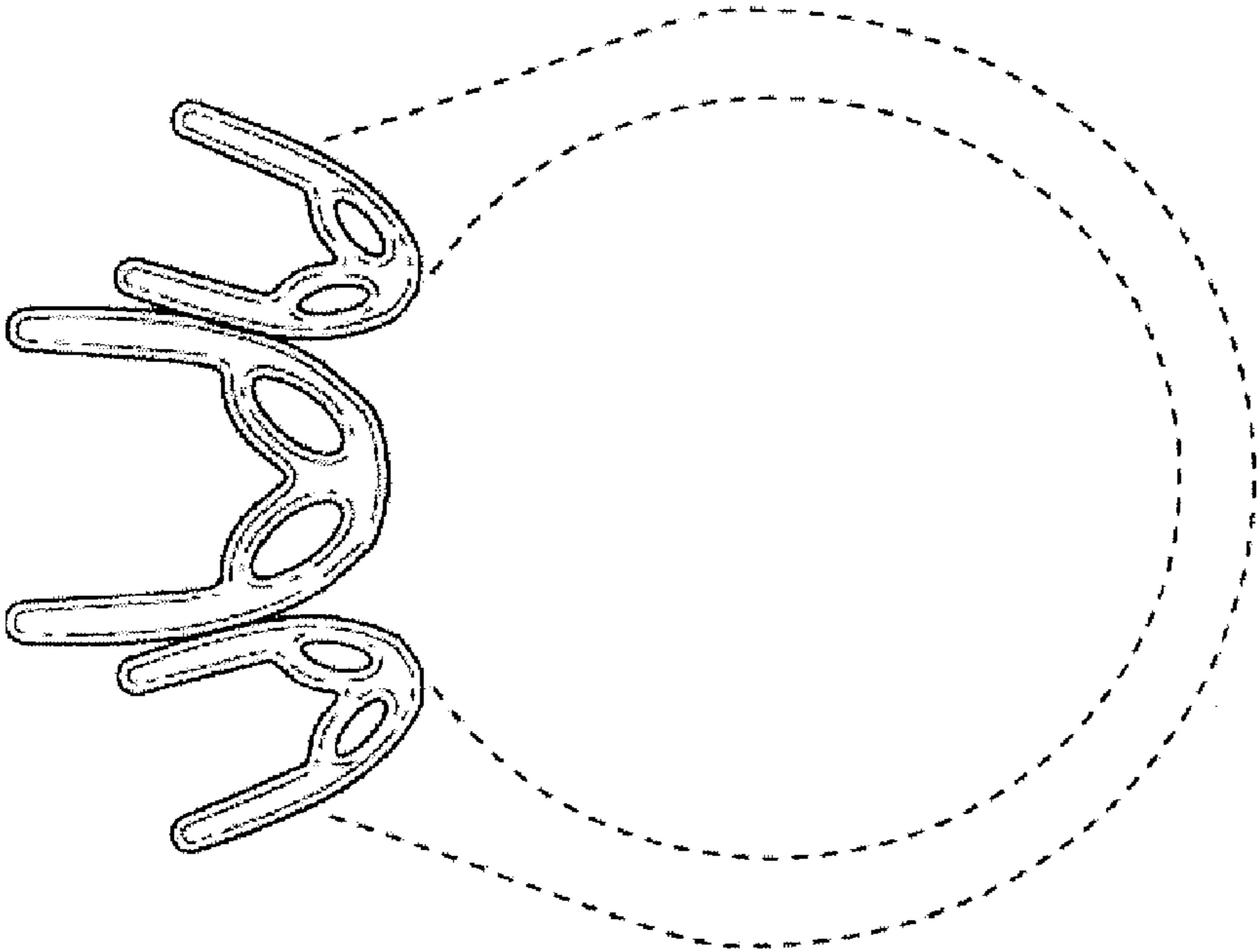


FIG. 4