



US00D580274S

(12) **United States Design Patent**  
**Abel**

(10) **Patent No.:** **US D580,274 S**

(45) **Date of Patent:** **\*\* Nov. 11, 2008**

(54) **PERSONAL CARE DISPENSER**

(75) Inventor: **Jeremy Abel**, Roselle, IL (US)

(73) Assignee: **h The Procter & Gamble Company**,  
Cincinnati, OH (US)

(\*\*) Term: **14 Years**

(21) Appl. No.: **29/245,857**

(22) Filed: **Dec. 29, 2005**

(51) **LOC (8) Cl.** ..... **09-01**

(52) **U.S. Cl.** ..... **D9/689**

(58) **Field of Classification Search** ..... D9/682-694,  
D9/739, 504, 517, 529, 549, 550, 551, 434,  
D9/444, 445, 448, 455; 222/631, 635, 383.1,  
222/401-402.25; 220/915

See application file for complete search history.

(56) **References Cited**

**U.S. PATENT DOCUMENTS**

D10,716 S *	6/1878	Hood	.....	D9/545
2,397,059 A *	3/1946	Swank	.....	248/105
2,766,072 A	10/1956	Commarato		
2,914,222 A	11/1959	Meshberg		
2,940,641 A	6/1960	Norrish et al.		
2,966,283 A	12/1960	Darvie		
3,128,916 A	4/1964	Picot		
3,934,761 A	1/1976	Gentreau		
D315,292 S *	3/1991	Seager	.....	D9/688
D317,714 S *	6/1991	Greubel	.....	D9/687
5,358,147 A	10/1994	Adams et al.		
5,366,118 A	11/1994	Ciammitti et al.		
5,862,960 A	1/1999	Miller et al.		
D413,514 S *	9/1999	Pericard et al.	.....	D9/448
D437,548 S	2/2001	Desgrippes et al.		

D481,951 S *	11/2003	Scott, III	.....	D9/522
D492,193 S *	6/2004	Miller et al.	.....	D9/688
D507,487 S *	7/2005	Marroncles	.....	D9/448
D524,162 S *	7/2006	Harris et al.	.....	D9/550
D536,969 S *	2/2007	Geier	.....	D9/448
D557,145 S *	12/2007	Miller et al.	.....	D9/689

\* cited by examiner

*Primary Examiner*—Catherine Tuttle

(74) *Attorney, Agent, or Firm*—Andrew J. Hagerty; Brian M. Bolam; Tara M. Rosnell

(57) **CLAIM**

The ornamental design for a personal care dispenser, as shown and described.

**DESCRIPTION**

FIG. 1 is a perspective view of a personal care dispenser showing the new design;

FIG. 2 is a front elevation view of the personal care dispenser of FIG. 1;

FIG. 3 is a rear elevation view of the personal care dispenser of FIG. 1;

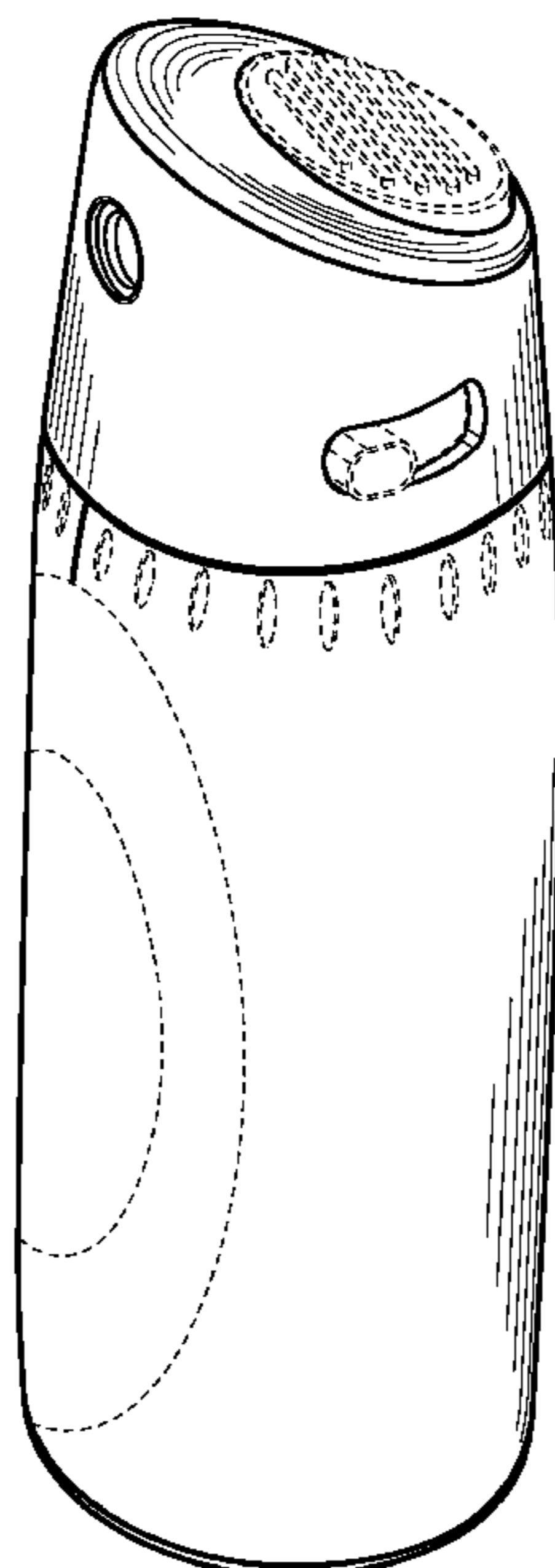
FIG. 4 is a side elevation view of the personal care dispenser of FIG. 1;

FIG. 5 is the other side elevation view of the personal care dispenser of FIG. 1; and,

FIG. 6 is a top plan view of the personal care dispenser of FIG. 1.

The remaining broken lines are included for the purpose of illustrating portions of the personal care dispenser that form no part of the claimed design.

**1 Claim, 3 Drawing Sheets**



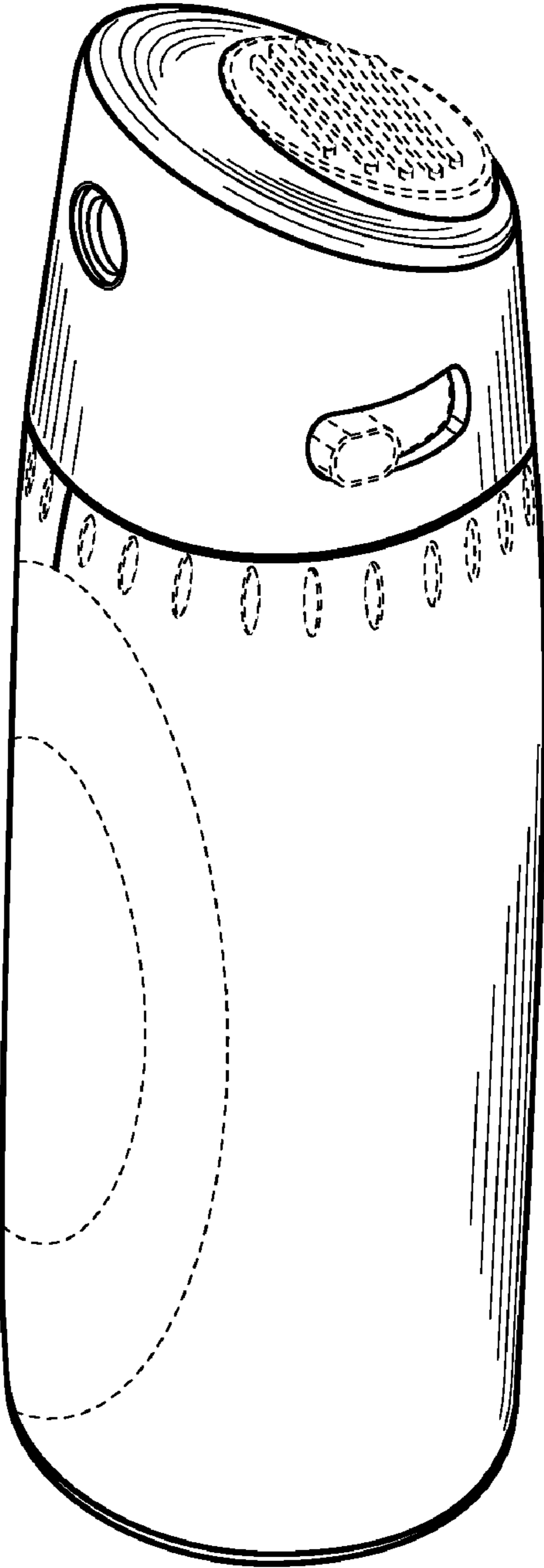


Fig. 1

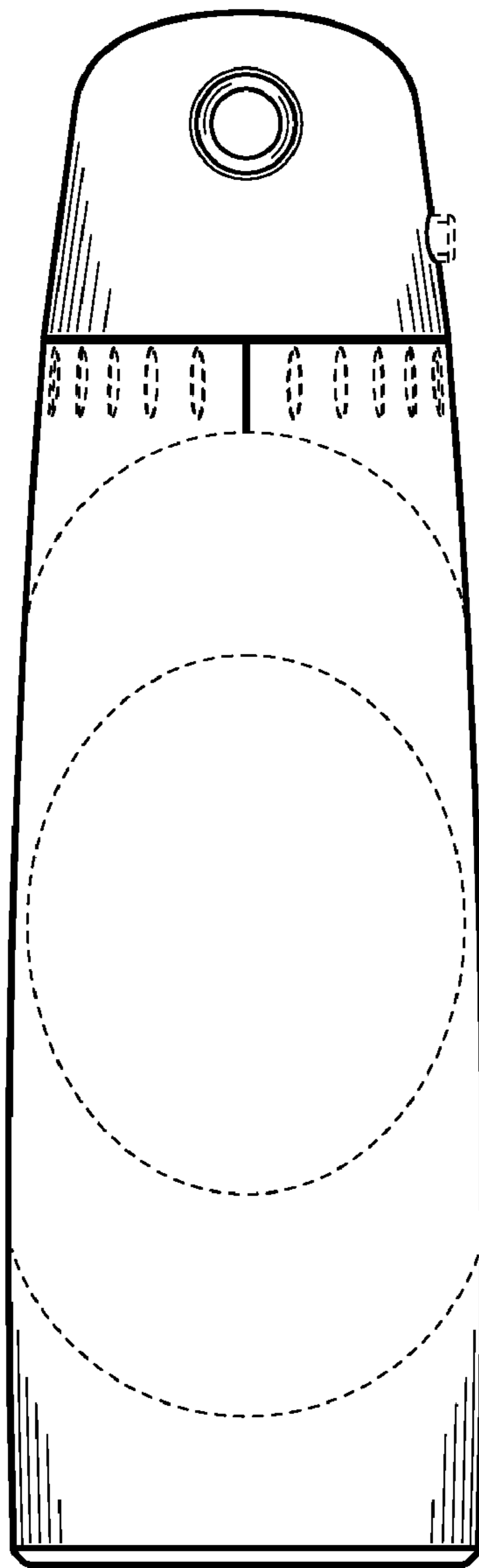


Fig. 2

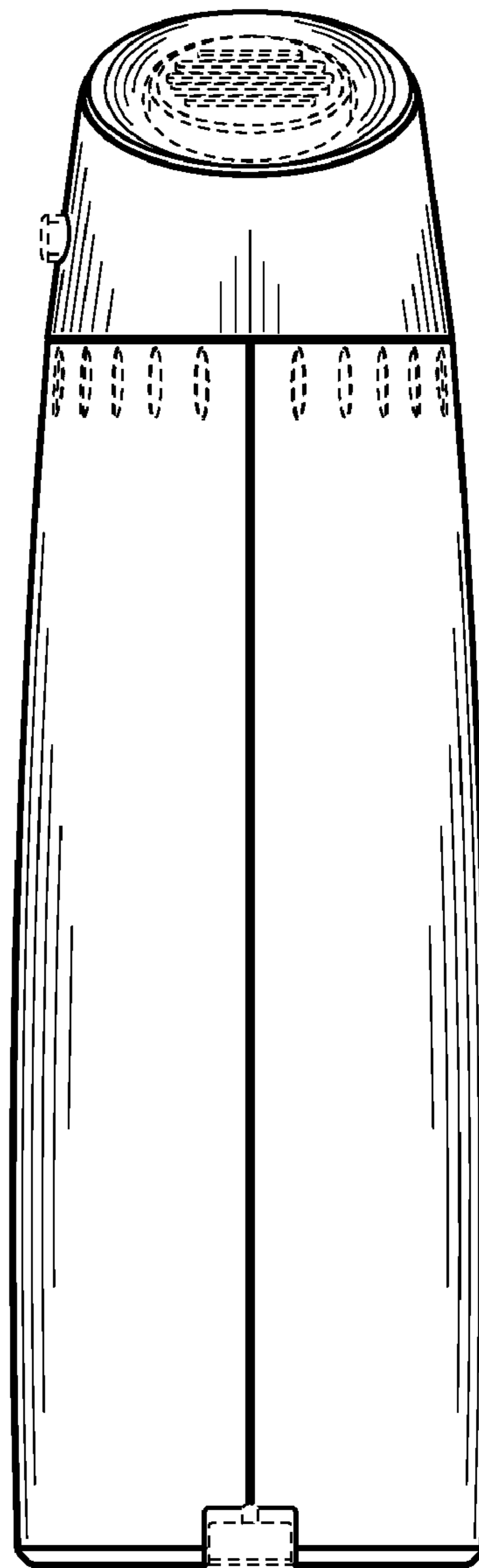


Fig. 3

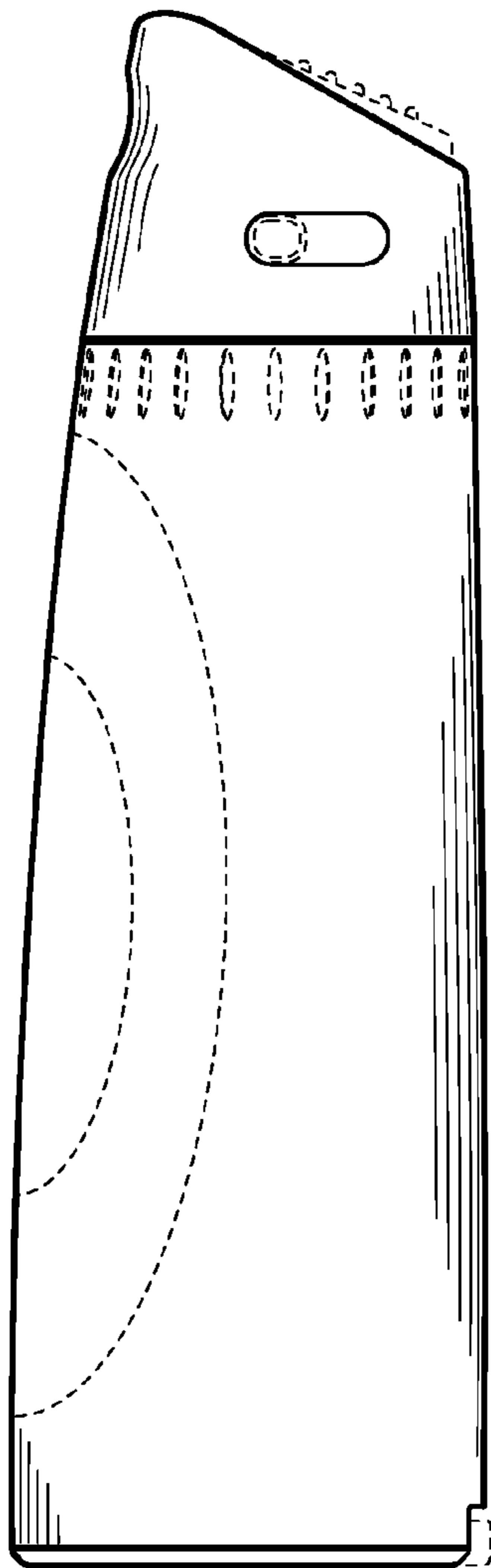


Fig. 4

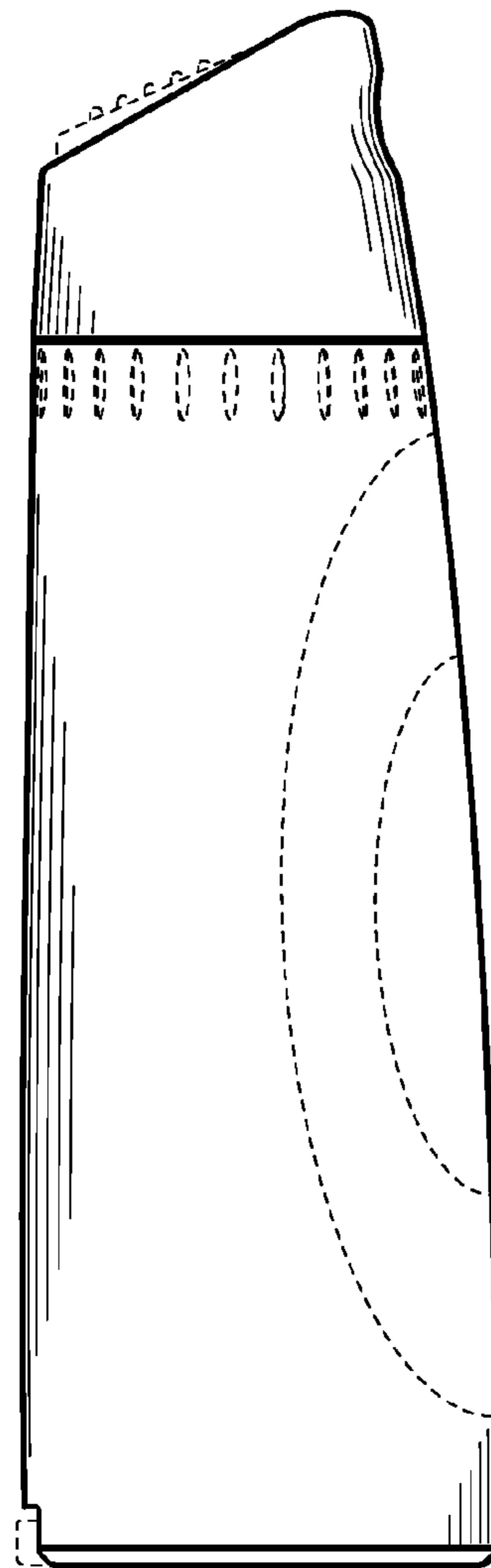


Fig. 5

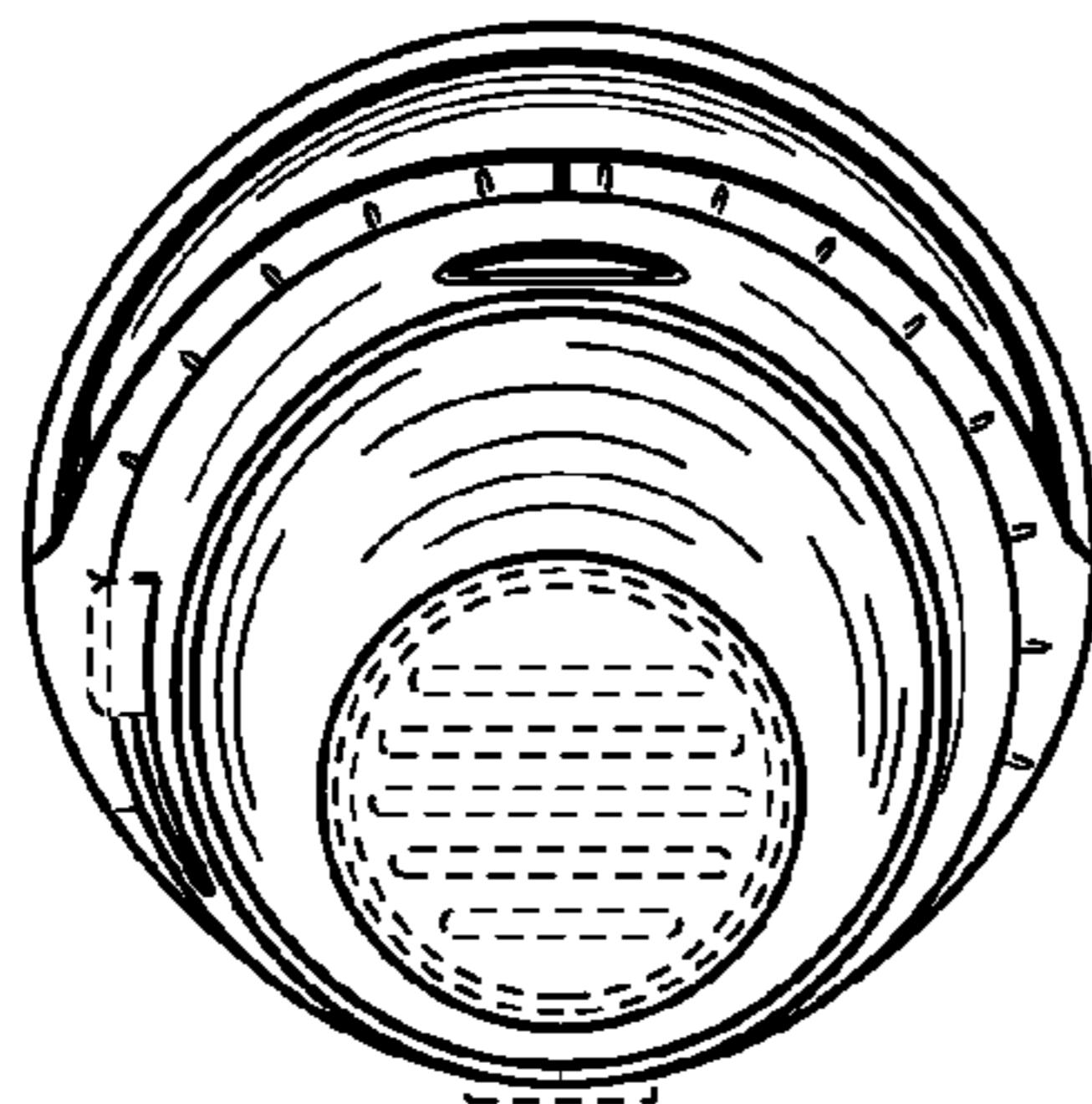


Fig. 6