



US00D580259S

(12) **United States Design Patent**
Schmidt et al.

(10) **Patent No.:** **US D580,259 S**

(45) **Date of Patent:** **** Nov. 11, 2008**

(54) **FASTENER**

(75) Inventors: **Elaine Schmidt**, Califon, NJ (US);
Laura Mooney, Carlstadt, NJ (US)

(73) Assignee: **Blumenthal Lansing Co.**, Carlstadt, NJ
(US)

(**) Term: **14 Years**

(21) Appl. No.: **29/285,586**

(22) Filed: **Apr. 2, 2007**

(51) **LOC (8) Cl.** **08-08**

(52) **U.S. Cl.** **D8/382**

(58) **Field of Classification Search** D8/388,
D8/382; 206/343, 346

See application file for complete search history.

(56) **References Cited**

U.S. PATENT DOCUMENTS

3,103,666	A	9/1963	Bone	
3,650,452	A	3/1972	Finke	
3,895,753	A	7/1975	Bone	
3,900,925	A	8/1975	La Torraca	
3,990,619	A	11/1976	Russell	
4,090,653	A	5/1978	Furutu	
4,187,970	A	2/1980	Furutu	
4,315,587	A	2/1982	Ritter et al.	
4,417,656	A *	11/1983	Kato	206/346
4,423,837	A	1/1984	Clements	
4,456,123	A *	6/1984	Russell	206/343
4,456,162	A	6/1984	Furutsu	
4,482,088	A	11/1984	Hyun	
4,526,310	A	7/1985	Lunden et al.	
4,535,926	A	8/1985	Furutsu	
4,586,609	A *	5/1986	Won	206/343
4,593,844	A	6/1986	Bone	
4,611,740	A	9/1986	Kunreuther	
RE32,332	E *	1/1987	Kato	206/346
4,633,605	A *	1/1987	Kang	40/668
4,651,913	A	3/1987	Bone	
4,660,718	A *	4/1987	Kato et al.	206/343
4,901,854	A *	2/1990	Bone et al.	206/343

5,321,872	A *	6/1994	Merser	24/704.1
5,463,799	A *	11/1995	Graham	24/704.1
5,529,233	A	6/1996	Davignon et al.	
5,573,456	A	11/1996	Benoit et al.	
5,575,713	A	11/1996	Benoit et al.	
5,586,353	A	12/1996	Merser	
5,593,033	A *	1/1997	Kunreuther	206/346
5,622,257	A	4/1997	Deschenes et al.	
5,660,659	A	8/1997	Caldwell	
5,671,507	A	9/1997	Deschenes et al.	
5,678,746	A	10/1997	Grendol	
5,683,025	A	11/1997	Grendol	
5,715,984	A	2/1998	Deschenes	

(Continued)

OTHER PUBLICATIONS

Basting Gun by Prym Quilting™, http://www.dritz.com/brands/showcase/details.php?ITEM_NUM=408Q, copyright date 2004.

(Continued)

Primary Examiner—Holly H. Baynham

Assistant Examiner—Sheryl Lane

(74) *Attorney, Agent, or Firm*—Katten Muchin Rosenman LLP

(57) **CLAIM**

The fastener, as described and shown.

DESCRIPTION

FIG. 1 is a perspective view of the present invention of a fastener,

FIG. 2 is a front view of FIG. 1,

FIG. 3 is a rear view of FIG. 1,

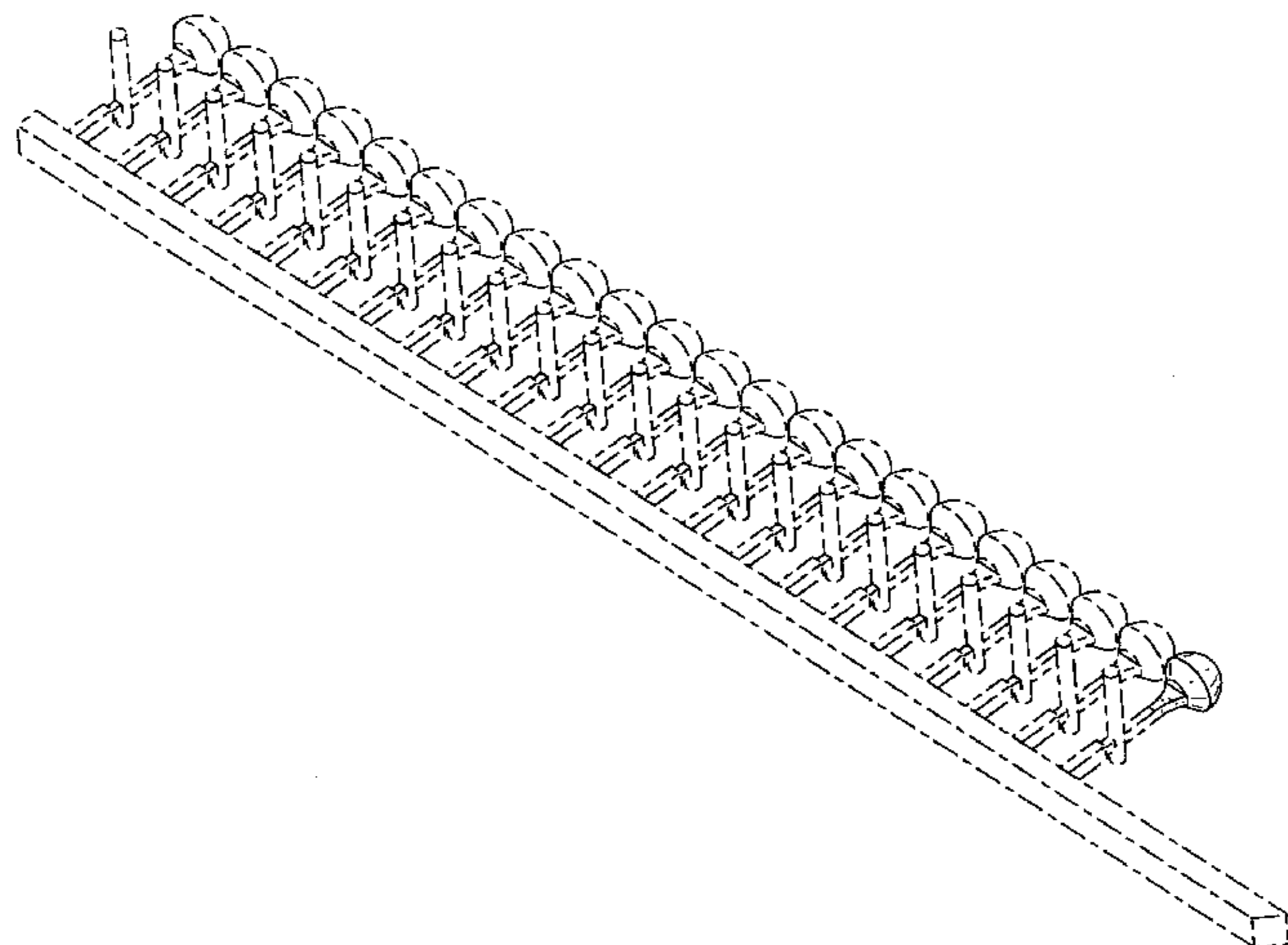
FIG. 4 is a right side view of FIG. 1,

FIG. 5 is a top view of FIG. 1; and,

FIG. 6 is a bottom view of FIG. 1.

The portions in broken lines form no part of the claimed design.

1 Claim, 4 Drawing Sheets



US D580,259 S

Page 2

U.S. PATENT DOCUMENTS

5,772,073	A	6/1998	Deschenes	6,318,553	B1	11/2001	Deschenes
5,803,413	A	9/1998	Benoit et al.	6,364,191	B1	4/2002	Deschenes et al.
5,921,510	A	7/1999	Benoit et al.	6,418,597	B1	7/2002	Deschenes et al.
5,926,921	A	7/1999	Benoit	D463,259	S	9/2002	Raymond et al.
5,938,024	A	8/1999	Deschenes et al.	6,446,801	B2	9/2002	Cooper
5,949,336	A	9/1999	Deschenes et al.	D463,733	S *	10/2002	Cooper et al. D8/382
5,979,027	A	11/1999	Oh et al.	D464,563	S *	10/2002	Deschenes D8/382
5,987,719	A	11/1999	Cooper	6,491,200	B1	12/2002	McCarthy
6,003,209	A	12/1999	Oh et al.	6,524,294	B1	2/2003	Hilston et al.
6,026,544	A	2/2000	Deschenes et al.	6,569,369	B2	5/2003	Shilale et al.
6,041,925	A	3/2000	Grendol	6,789,716	B1	9/2004	Davignon et al.
6,047,823	A	4/2000	Deschenes et al.	6,796,479	B2	9/2004	Ueno
6,062,384	A *	5/2000	Ueno et al. 206/346	6,837,413	B1	1/2005	Raymond et al.
6,064,306	A	5/2000	Deschenes et al.	6,848,606	B2	2/2005	Benoit et al.
6,101,683	A	8/2000	Deschenes et al.	6,971,515	B2	12/2005	Cooper et al.
6,129,206	A	10/2000	Cooper	2004/0056064	A1	3/2004	Ueno
6,173,836	B1	1/2001	Cooper	2005/0151367	A1	7/2005	Packard et al.
6,247,591	B1	6/2001	Grendol				
6,267,285	B1	7/2001	Raymond et al.				
6,267,286	B1	7/2001	Deschenes et al.				
6,293,399	B1	9/2001	Cooper				
6,308,386	B1	10/2001	Cooper				

OTHER PUBLICATIONS

Paper Tagger, <http://www.aroundtheblockproducts.com/products/tools/paper-tagger.html>, copyright date 2005.

* cited by examiner

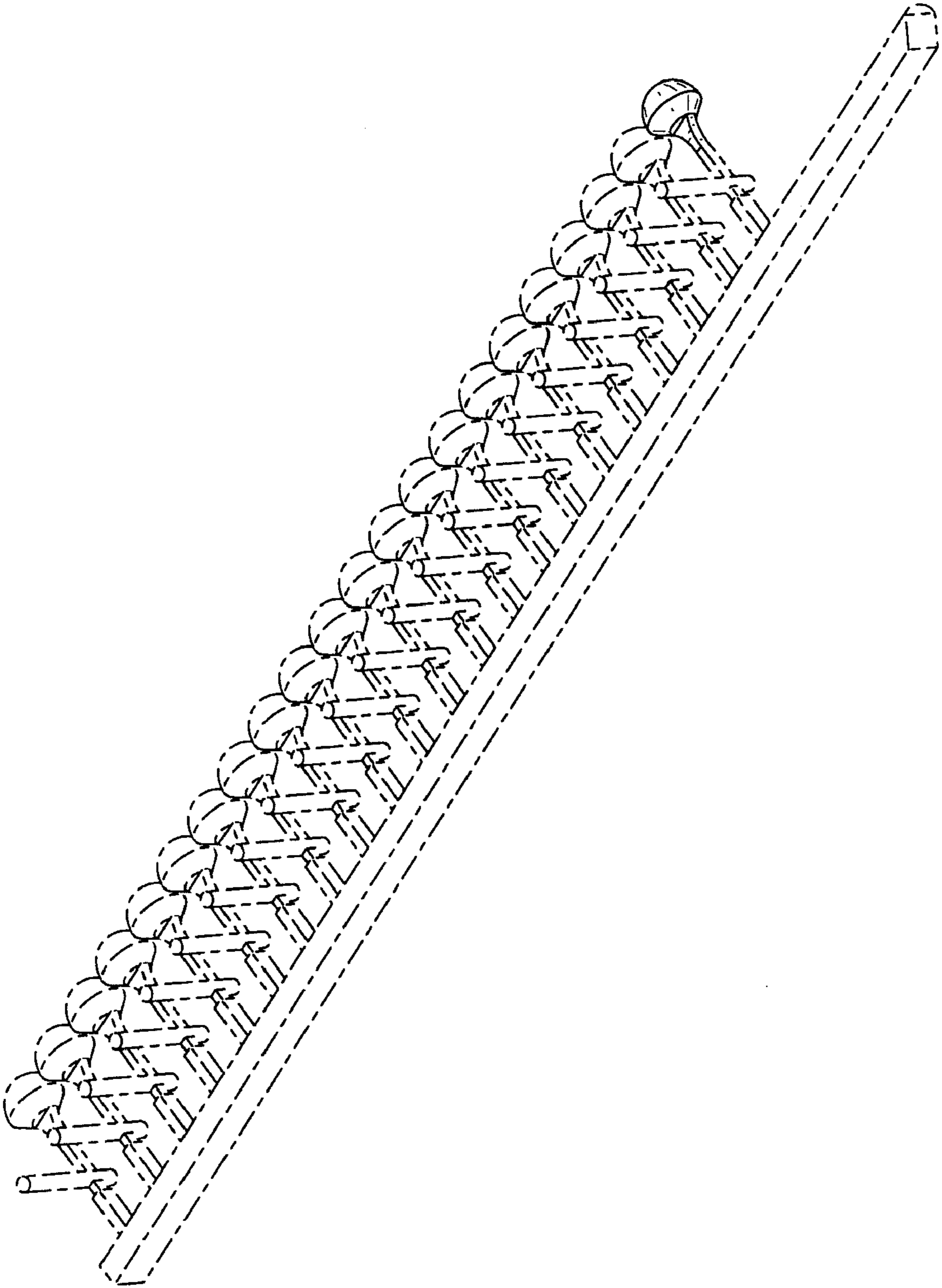


FIG. 1

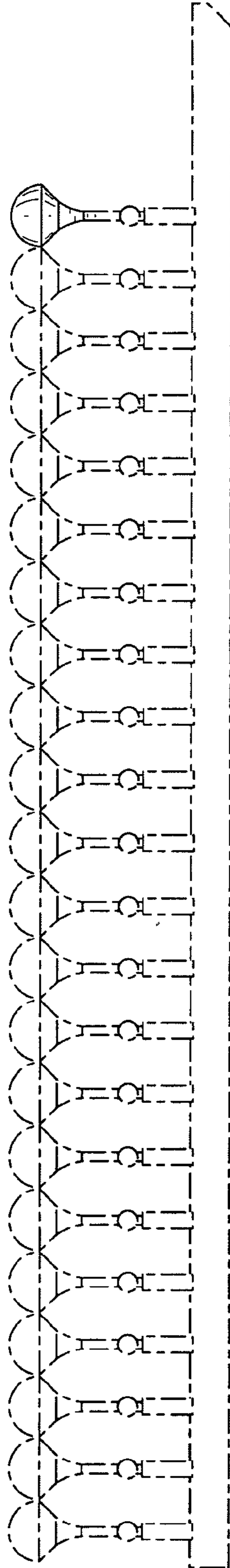


FIG. 2

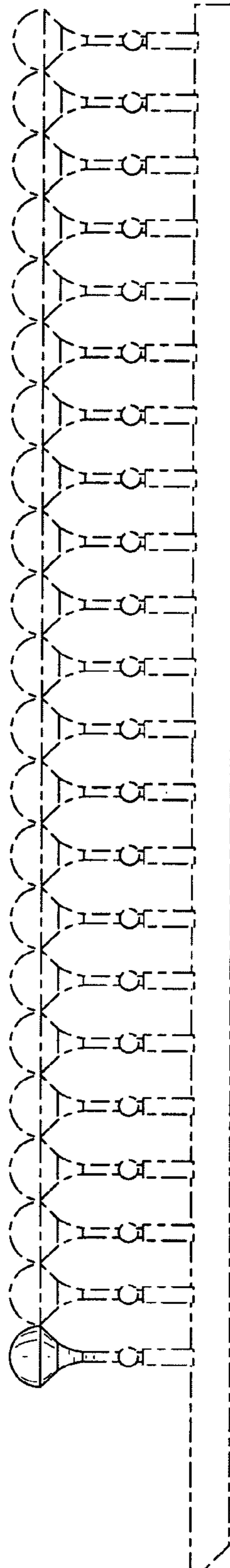


FIG. 3

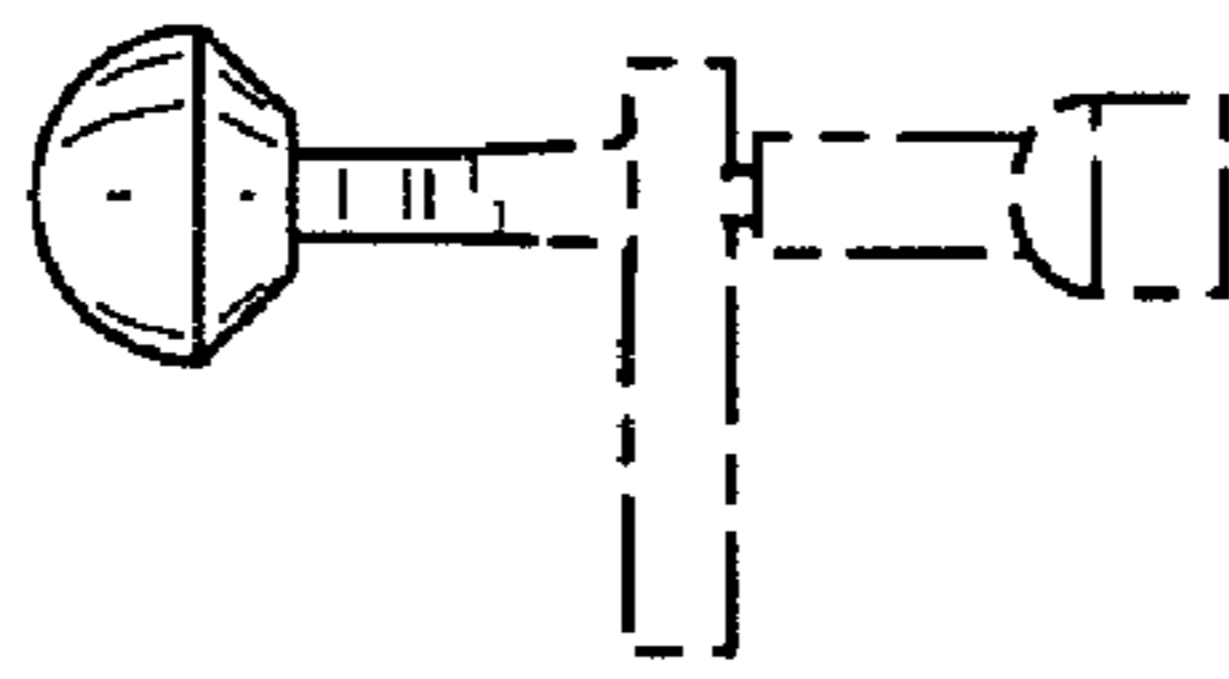


FIG. 4

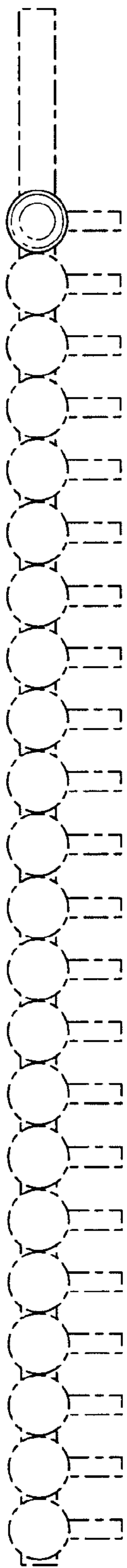


FIG. 5

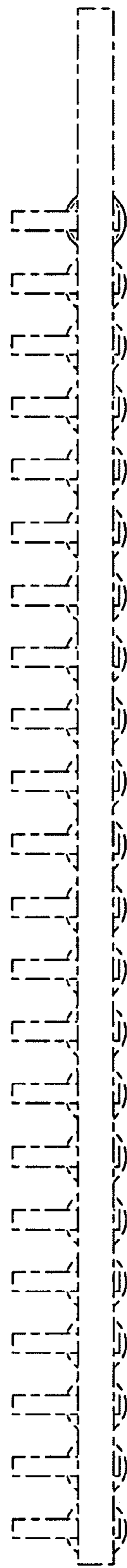


FIG. 6