



US00D580253S

(12) **United States Design Patent**
Ulrich et al.

(10) **Patent No.:** **US D580,253 S**

(45) **Date of Patent:** **** *Nov. 11, 2008**

(54) **VALVE HANDLE FOR AEROSOL SPRAYING DEVICE**

(76) Inventors: **Joshua R. Ulrich**, 2484 Haymarket St., Thousand Oaks, CA (US) 91362; **Jerry R. Ulrich**, 1436 Eastwind Cir., Westlake Village, CA (US) 91361

(*) Notice: This patent is subject to a terminal disclaimer.

(**) Term: **14 Years**

(21) Appl. No.: **29/226,871**

(22) Filed: **Mar. 31, 2005**

(51) **LOC (8) Cl.** **08-06**

(52) **U.S. Cl.** **D8/312**

(58) **Field of Classification Search** D9/448,
D9/434, 443; D8/312, 300, 303, 307, 310;
D23/213, 223, 233, 250; D13/150; 229/394,
229/402.13, 400.7, 545, 529, 402.14

See application file for complete search history.

(56) **References Cited**

U.S. PATENT DOCUMENTS

D126,506 S *	4/1941	Derry	D13/134
D190,583 S *	6/1961	Schinske	D13/150
D196,112 S *	8/1963	Esser	D13/150
D200,538 S *	3/1965	Esser	D13/150
3,305,144 A *	2/1967	Beres et al.	222/402.13
D216,976 S *	3/1970	Lee	D23/223
3,658,254 A *	4/1972	Lee	239/337
3,705,689 A *	12/1972	Lee	239/337
3,777,944 A *	12/1973	Brooks	222/394
3,780,943 A *	12/1973	Ilija	239/8
3,871,584 A *	3/1975	Wagner	239/307
4,023,718 A *	5/1977	Forbriger et al.	222/399
4,034,916 A *	7/1977	Forsberg	239/373
D262,016 S *	11/1981	Hine	D12/317

D267,194 S *	12/1982	Baker	D23/386
D310,969 S *	10/1990	Butler	D9/453
D314,904 S *	2/1991	Trinkwalder, Jr.	D8/312
D362,623 S *	9/1995	Ma	D9/443
D396,410 S *	7/1998	Gault	D9/434
5,787,614 A *	8/1998	Stutzer	38/77.1
D412,107 S *	7/1999	Bosshardt	D9/697
6,029,862 A *	2/2000	Jones	222/402.11
6,032,830 A *	3/2000	Brown	222/136
D424,401 S *	5/2000	Ziemer	D8/312
6,059,143 A *	5/2000	Weir	222/61
D433,095 S *	10/2000	Beaver et al.	D23/213
6,146,587 A *	11/2000	Morgan	422/28
D443,512 S *	6/2001	Kishita et al.	D9/443
D445,678 S *	7/2001	Malmborg	D9/434
D451,581 S *	12/2001	Shanklin et al.	D23/225
6,347,729 B1 *	2/2002	Spiegel	222/529
6,592,813 B1 *	7/2003	Fox et al.	422/5
6,772,966 B2 *	8/2004	Foster et al.	239/581.2
D515,435 S *	2/2006	Muehlhausen	D9/695
D523,821 S *	6/2006	Michaud et al.	D13/156
D538,133 S *	3/2007	Richardson et al.	D8/339
7,296,761 B1 *	11/2007	Laible	239/310

* cited by examiner

Primary Examiner—Stella M. Reid

Assistant Examiner—Mark A Goodwin

(74) *Attorney, Agent, or Firm*—Edward A. Sokolski

(57) **CLAIM**

The ornamental design for a valve handle for aerosol spraying device, as shown and described.

DESCRIPTION

FIG. 1 is a side perspective view of a valve handle for aerosol spraying device showing our new design;

FIG. 2 is a top plan view thereof;

FIG. 3 is a side elevational view thereof; and,

FIG. 4 is a bottom plan view thereof.

1 Claim, 1 Drawing Sheet

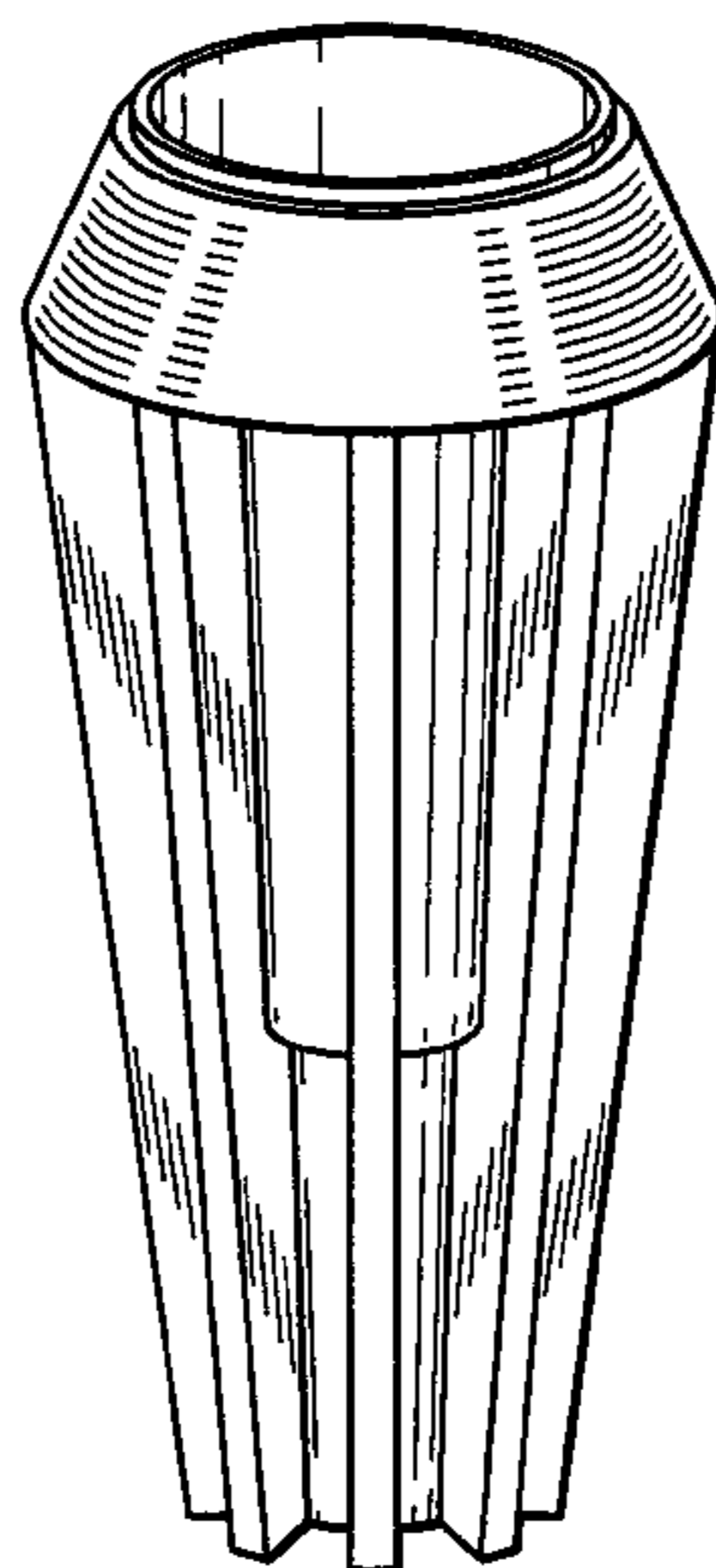


FIG. 1

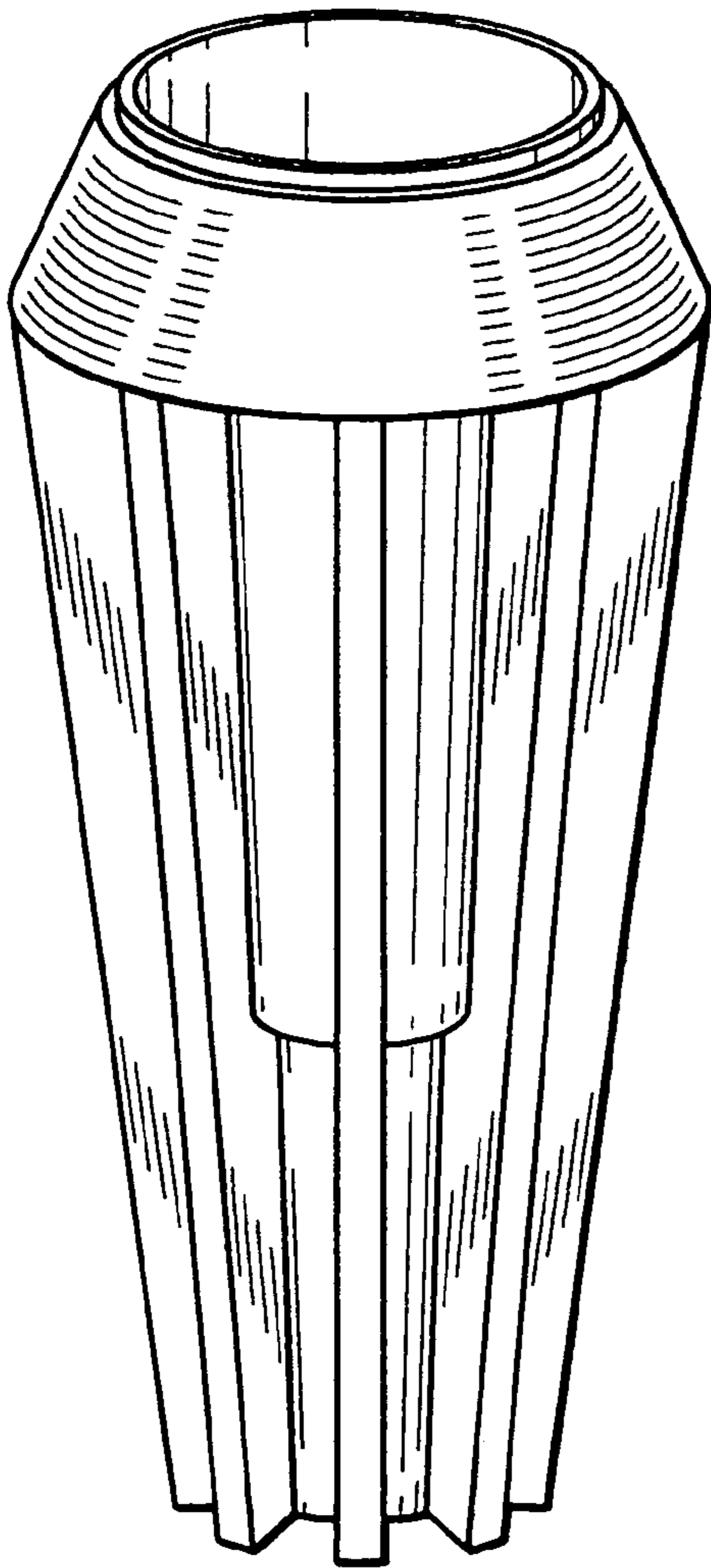


FIG. 2

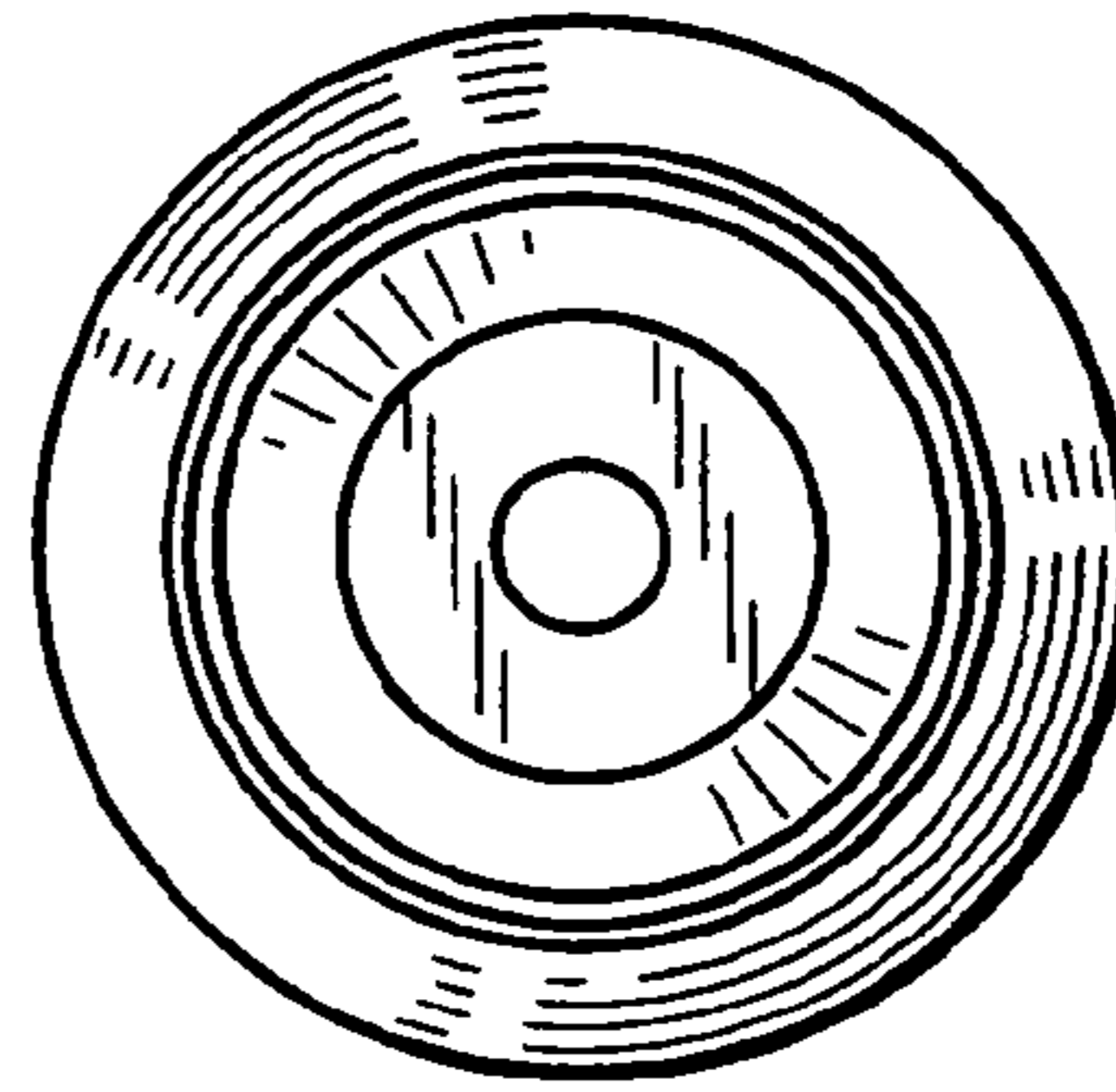


FIG. 3

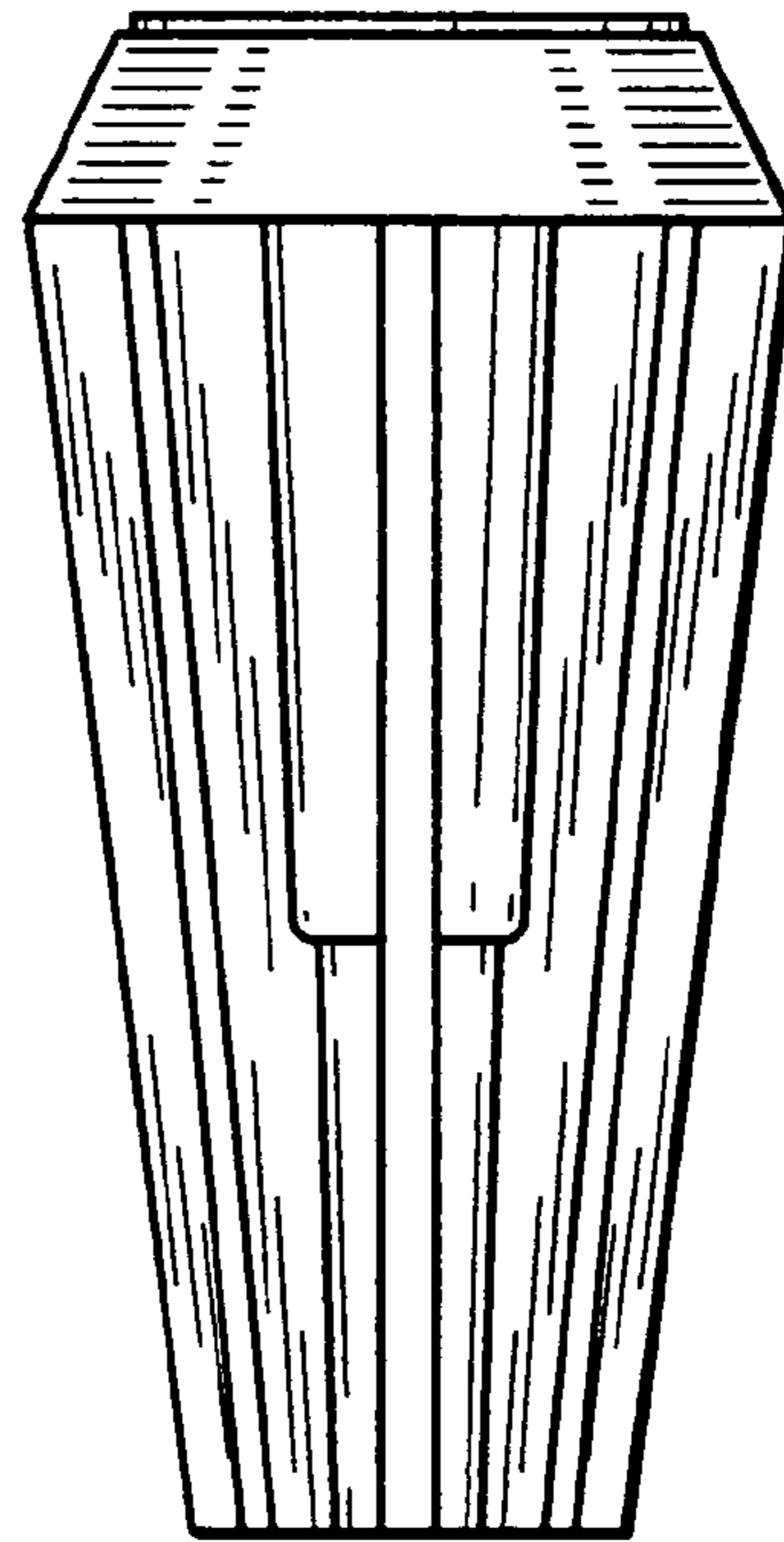


FIG. 4

