



US00D580252S

(12) **United States Design Patent**
Hoernig

(10) **Patent No.:** **US D580,252 S**

(45) **Date of Patent:** **** Nov. 11, 2008**

(54) **KNOB**

(75) Inventor: **Victor Hoernig**, Lowell, IN (US)

(73) Assignee: **Liberty Hardware Mfg. Corp.**,
Winston-Salem, NC (US)

(**) Term: **14 Years**

(21) Appl. No.: **29/291,642**

(22) Filed: **Sep. 7, 2007**

(51) **LOC (8) Cl.** **08-06**

(52) **U.S. Cl.** **D8/310; D8/305; D8/307**

(58) **Field of Classification Search** **D8/300,**
D8/305, 307, 310; D5/38; D11/95, 99, 106,
D11/107, 108, 115; 24/113 R, 113 MP; 16/110.1;
292/336.4

See application file for complete search history.

(56) **References Cited**

U.S. PATENT DOCUMENTS

D36,410 S * 7/1903 Penfold D11/107
D41,412 S * 5/1911 Baden-Powell D11/108

D84,279 S * 6/1931 Fitzgibbons D11/99
D208,147 S * 7/1967 Clayton D8/310
3,343,230 A * 9/1967 Darvie 24/113 R
D213,431 S * 3/1969 Stone D8/310
D227,973 S * 7/1973 Chasen D8/305
D543,087 S * 5/2007 Soriano et al. D8/310

* cited by examiner

Primary Examiner—Paula Greene

(74) *Attorney, Agent, or Firm*—Edgar A. Zarins; Lloyd D. Doigan

(57) **CLAIM**

The ornamental design for a knob, as shown and described.


DESCRIPTION

FIG. 1 is a side perspective view of a knob showing my new design;

FIG. 2 is a front elevational view thereof, the undisclosed bottom is not part of the claimed design; and,

FIG. 3 is a side view thereof.

1 Claim, 1 Drawing Sheet






Fig-1




Fig-2

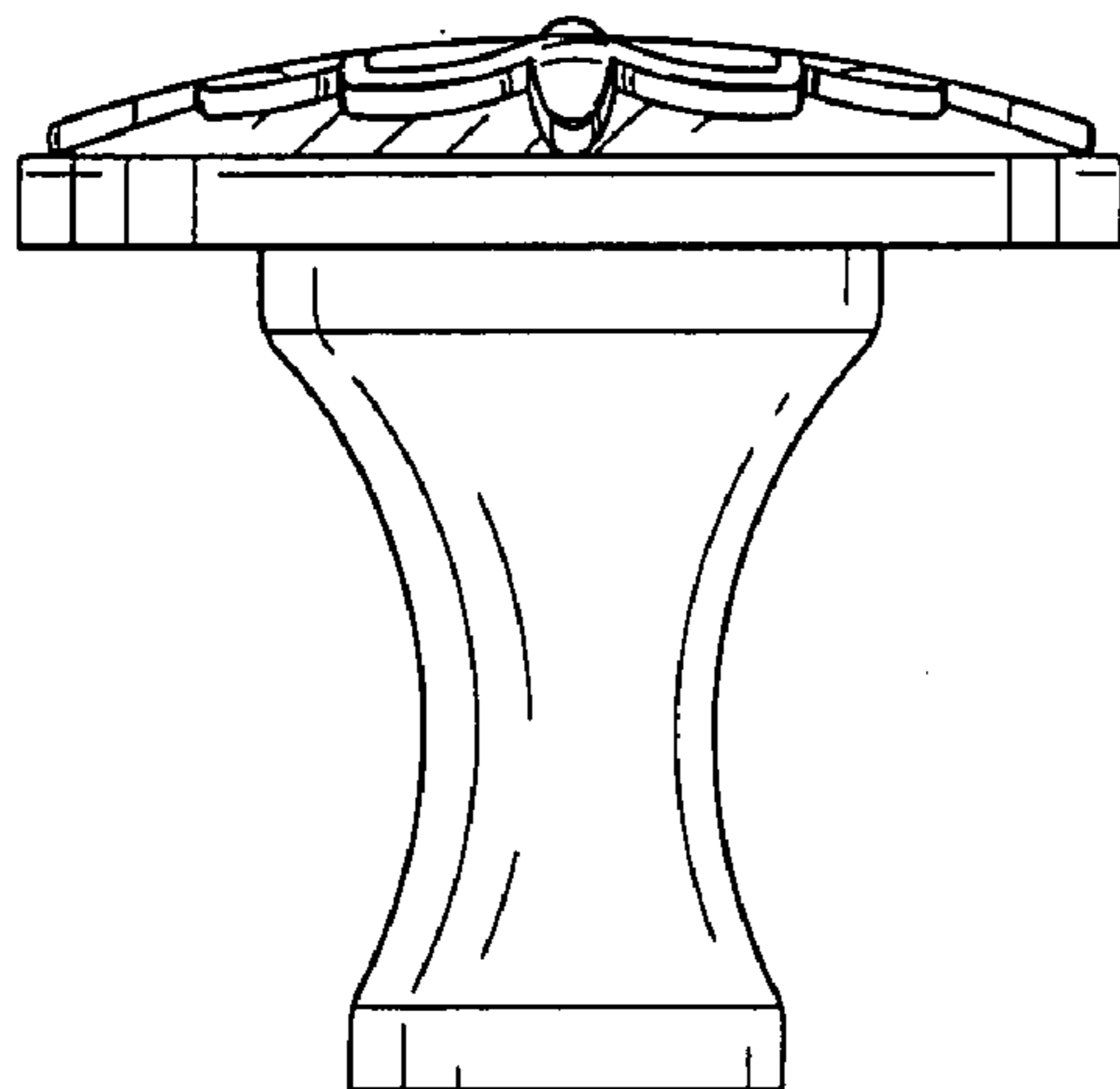


Fig-3