



US00D580241S

(12) **United States Design Patent**  
**Fraga et al.**

(10) **Patent No.:** **US D580,241 S**  
(45) **Date of Patent:** **\*\* Nov. 11, 2008**

(54) **DOUBLE EDGE STRAIGHT BLADE AND HOOK**

(75) Inventors: **Juan Carlos Fraga**, 2840 N. Second St., N. Ft. Myers, FL (US) 33917; **Carlos Alberto Hernandez**, Cape Coral, FL (US)

(73) Assignee: **Juan Carlos Fraga**, N. Ft. Myers, FL (US)

(\*\*) Term: **14 Years**

(21) Appl. No.: **29/269,080**

(22) Filed: **Nov. 21, 2006**

(51) **LOC (8) Cl.** ..... **08-03**

(52) **U.S. Cl.** ..... **D8/20**

(58) **Field of Classification Search** ..... D8/16, D8/19, 20, 62, 64, 90-99; D22/117, 118; 7/118, 148; 30/142, 144, 165, 166.3, 272.1, 30/314, 420, 346, 346.5, 346.55, 346.56, 30/346.6, 349, 351, 355, 357

See application file for complete search history.

(56) **References Cited**

**U.S. PATENT DOCUMENTS**

D143,670	S	*	1/1946	Palmer et al.	.....	D8/98
D163,562	S	*	6/1951	Bjork	.....	D8/20
2,845,706	A	*	8/1958	Aciego	.....	30/346
D237,452	S	*	11/1975	Hall et al.	.....	D8/20
4,389,776	A	*	6/1983	Okada	.....	30/320
D310,474	S	*	9/1990	Bartsch et al.	.....	D8/99
D355,345	S	*	2/1995	Drust	.....	D8/99

D400,068	S	*	10/1998	Gold	.....	D8/20
6,192,539	B1	*	2/2001	Fraga et al.	.....	7/144
6,895,674	B2	*	5/2005	Ai	.....	30/314
2005/0034312	A1	*	2/2005	Ai	.....	30/357

\* cited by examiner

*Primary Examiner*—Caron D. Veynar

*Assistant Examiner*—Garth Rademaker

(74) *Attorney, Agent, or Firm*—Albert Bordas, P.A.

(57) **CLAIM**

The ornamental design for a double edge straight blade and hook, as shown and described.

**DESCRIPTION**

FIG. 1 is a right side elevational view of a double edge straight blade and hook showing my new design;

FIG. 2 is a left side elevational view thereof;

FIG. 3 is a front elevational view thereof; shown at an enlarged scale;

FIG. 4 is a rear elevational view thereof;

FIG. 5 is a top plan view thereof;

FIG. 6 is a bottom plan view thereof;

FIG. 7 is a second right side elevational view thereof, shown in use at a reduced scale; and,

FIG. 8 is a second left side elevational view thereof, shown in an alternative condition of use.

The broken lines depict environmental subject matter only and form no part of the claimed design.

**1 Claim, 3 Drawing Sheets**

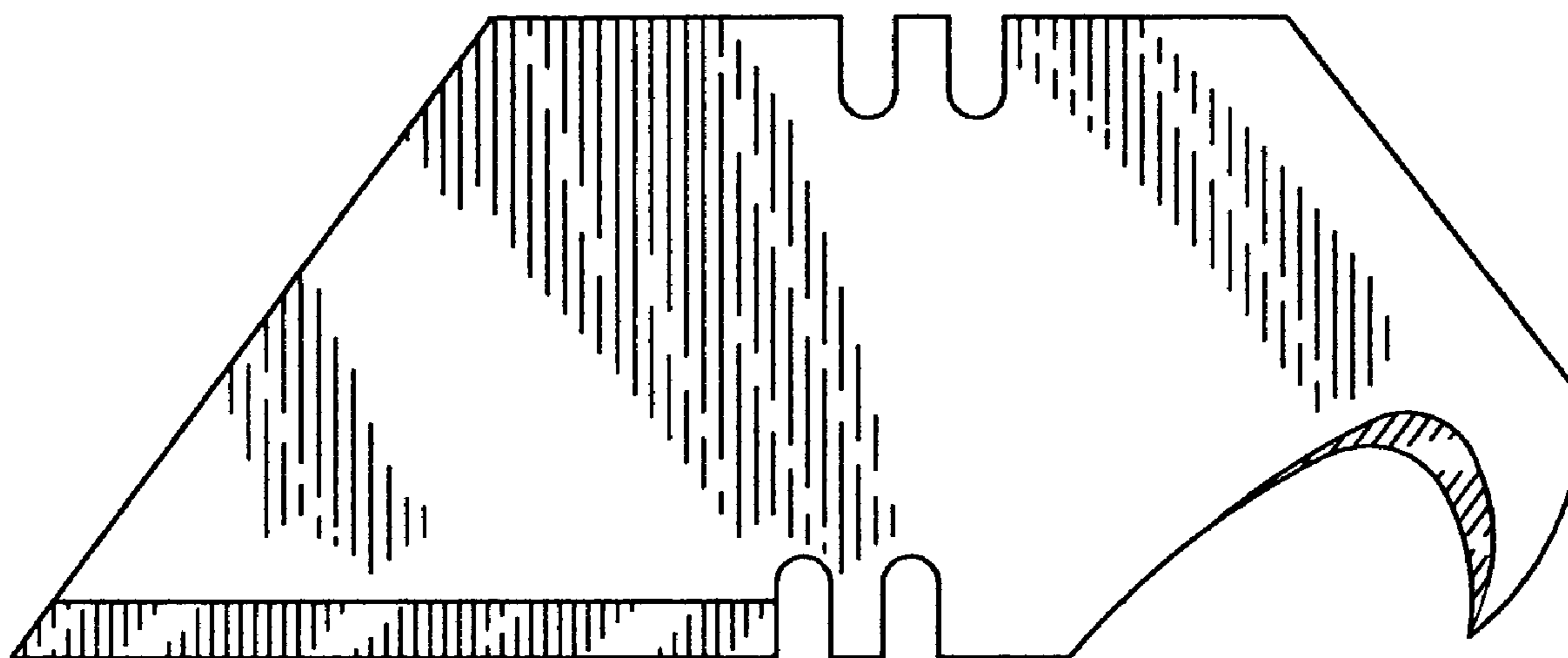


Fig 1

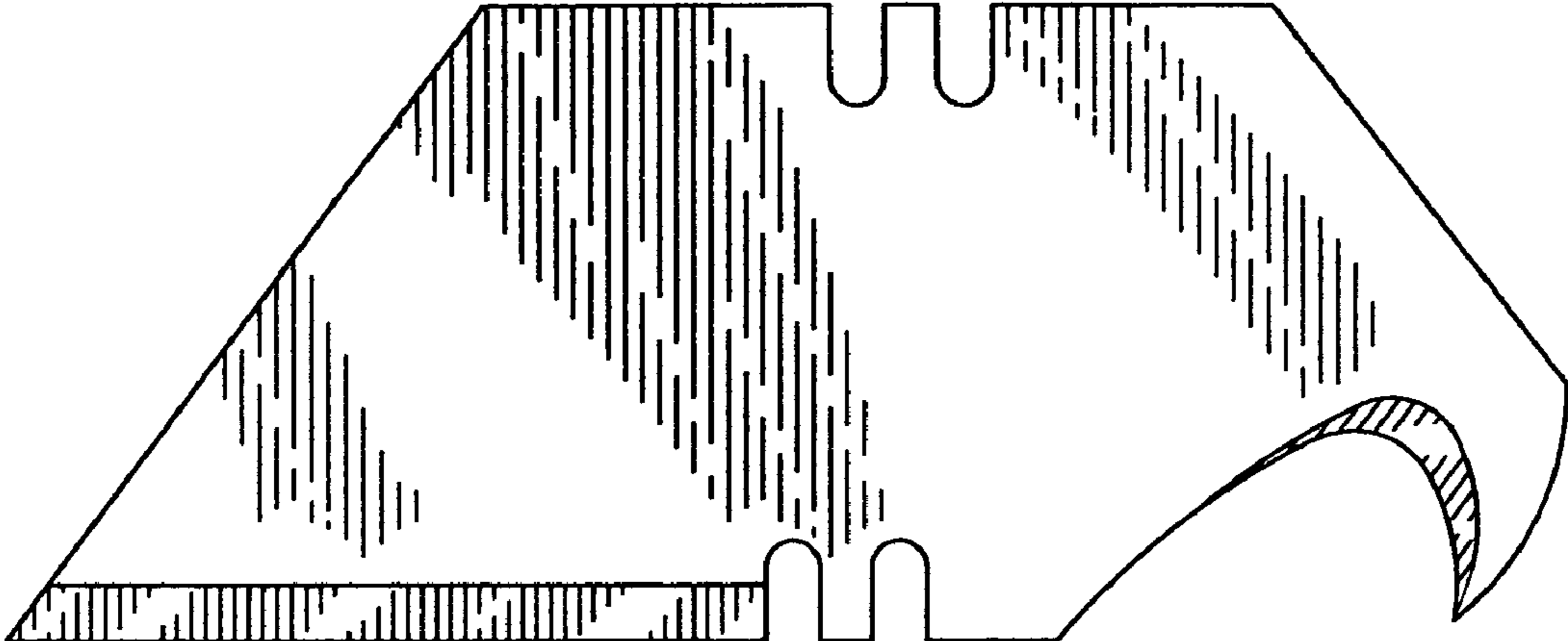


Fig 2

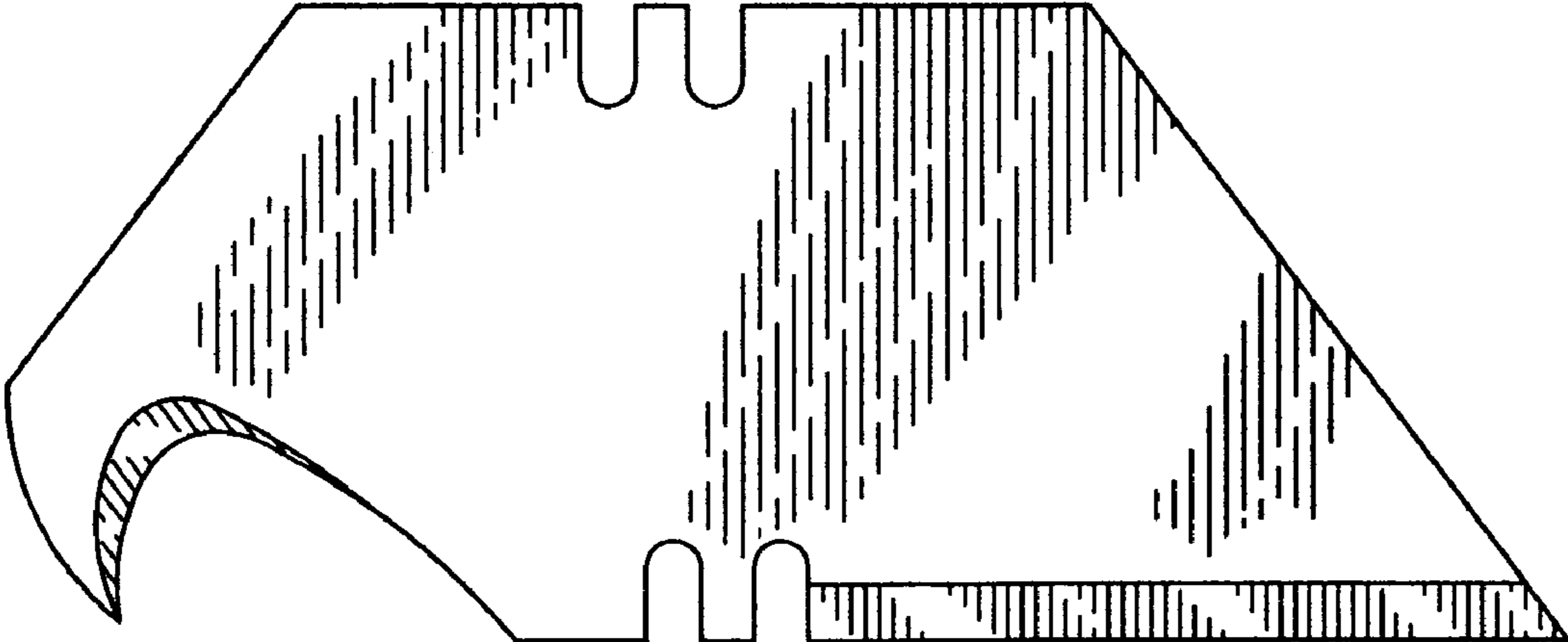


Fig 3



Fig 4



Fig 5



Fig 6



Fig 7

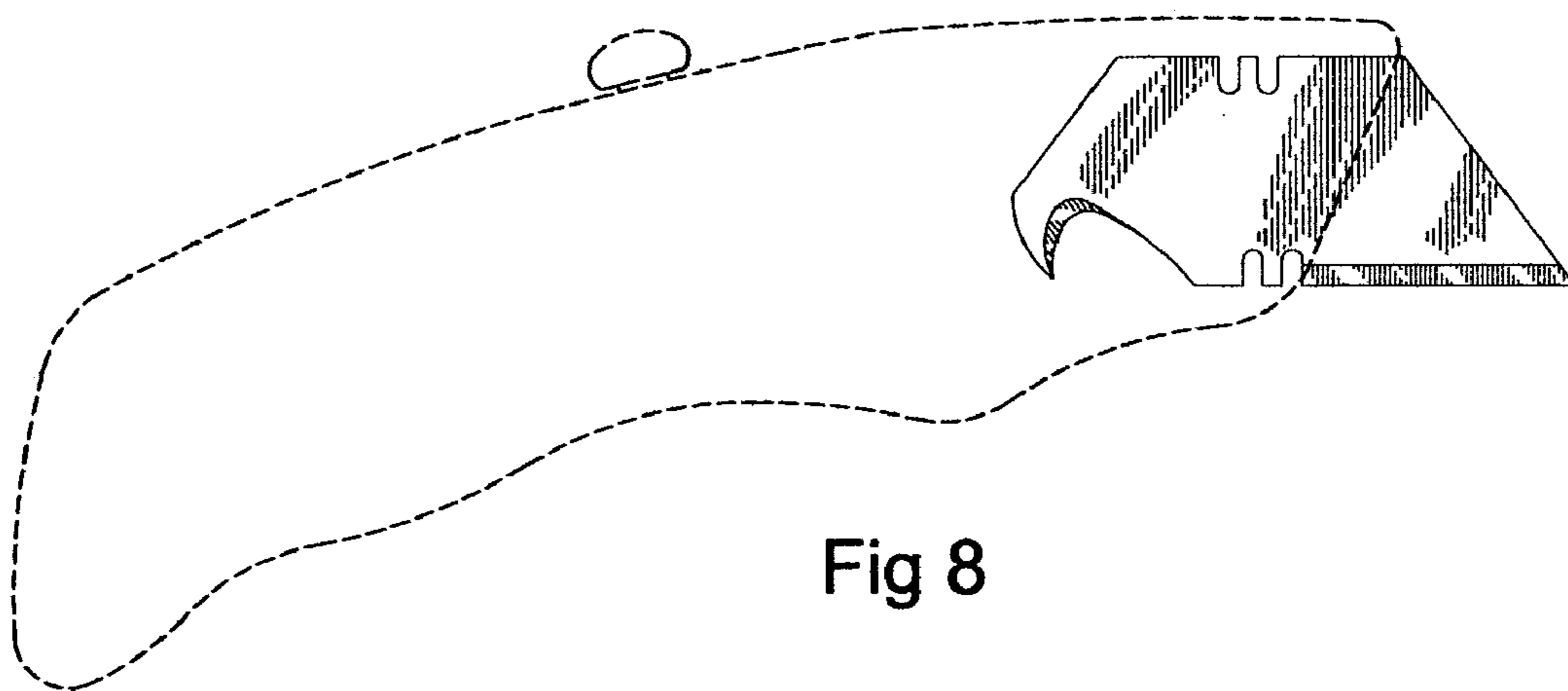
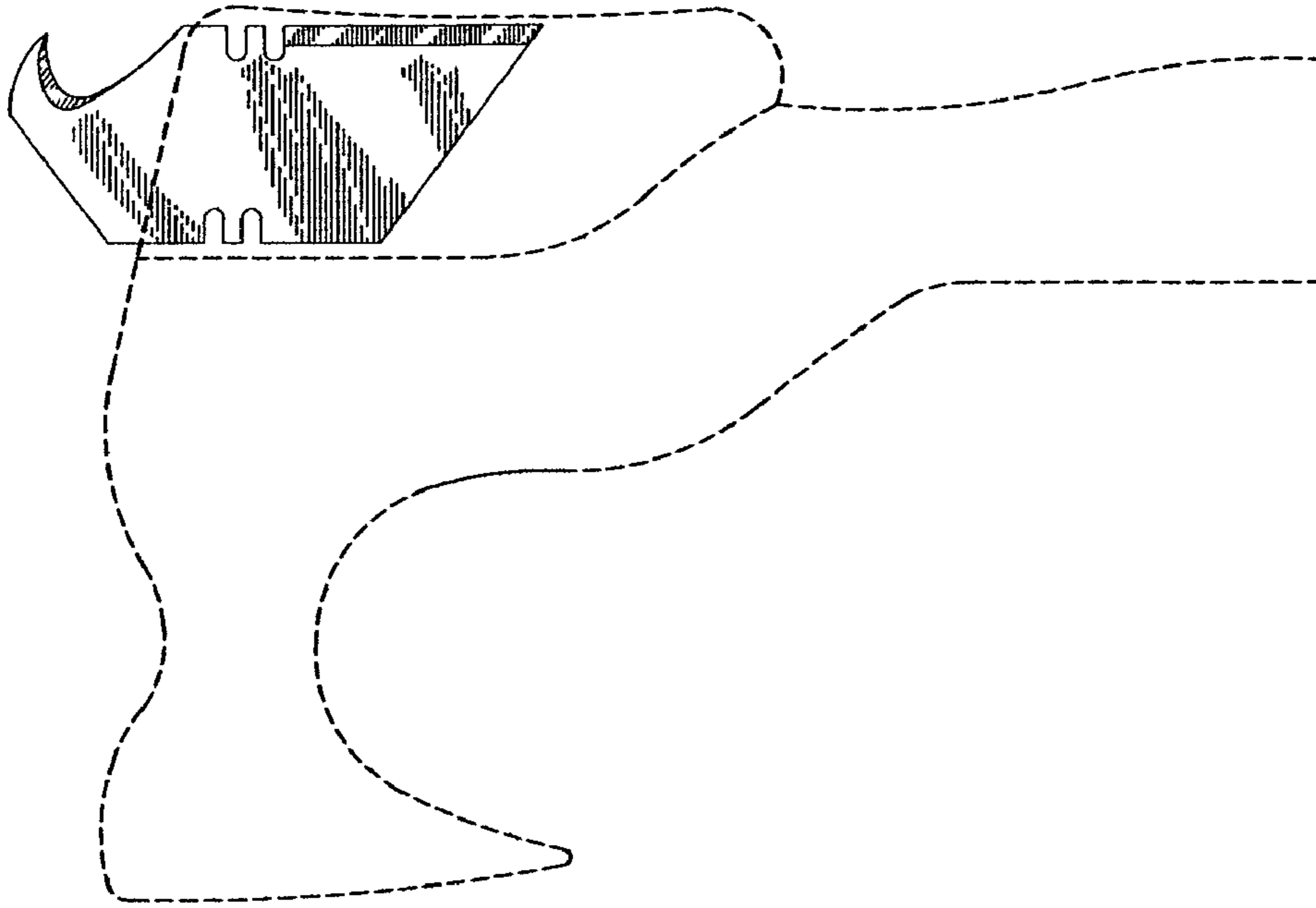


Fig 8