



US00D580213S

(12) **United States Design Patent**
Pawson et al.

(10) **Patent No.:** **US D580,213 S**
(45) **Date of Patent:** **** Nov. 11, 2008**

(54) **POT**
(75) Inventors: **John Pawson**, London (GB); **Maurits J. Demeyere**, Edegem (BE)
(73) Assignee: **Werkhuizen Demeyere**, Herentals (BE)
(**) Term: **14 Years**
(21) Appl. No.: **29/301,011**
(22) Filed: **Feb. 6, 2008**

(30) **Foreign Application Priority Data**
Aug. 9, 2007 (EM) 000771969-0001
Aug. 9, 2007 (EM) 000771969-0002

(51) **LOC (8) Cl.** **07-02**
(52) **U.S. Cl.** **D7/360**
(58) **Field of Classification Search** D7/323,
D7/337, 354-361, 365, 378-379, 383-384,
D7/542-543, 545, 560, 584-588; 99/402,
99/422, 425, 445; 220/203.01, 316, 573.1-574,
220/769, 912
See application file for complete search history.

(56) **References Cited**
U.S. PATENT DOCUMENTS
D172,838 S * 8/1954 Olswang D7/360
D263,193 S * 3/1982 Sano D7/360
5,370,259 A * 12/1994 Cartigny 220/316

D358,062 S * 5/1995 Hasuike D7/360
D395,787 S * 7/1998 Wilks D7/357
D449,204 S * 10/2001 Groll D7/354
D474,936 S * 5/2003 Groll D7/354
D496,555 S * 9/2004 Rommelfanger et al. D7/360
D507,718 S * 7/2005 Kellermann et al. D7/360
D512,599 S * 12/2005 Hoenstein D7/360
D534,031 S * 12/2006 Roussard D7/358
D562,621 S * 2/2008 Kloppsteck D7/360
D568,677 S * 5/2008 Stattmann D7/360

* cited by examiner

Primary Examiner—Caron D. Veynar
Assistant Examiner—Ricky Pham
(74) *Attorney, Agent, or Firm*—Kirschstein, et al.

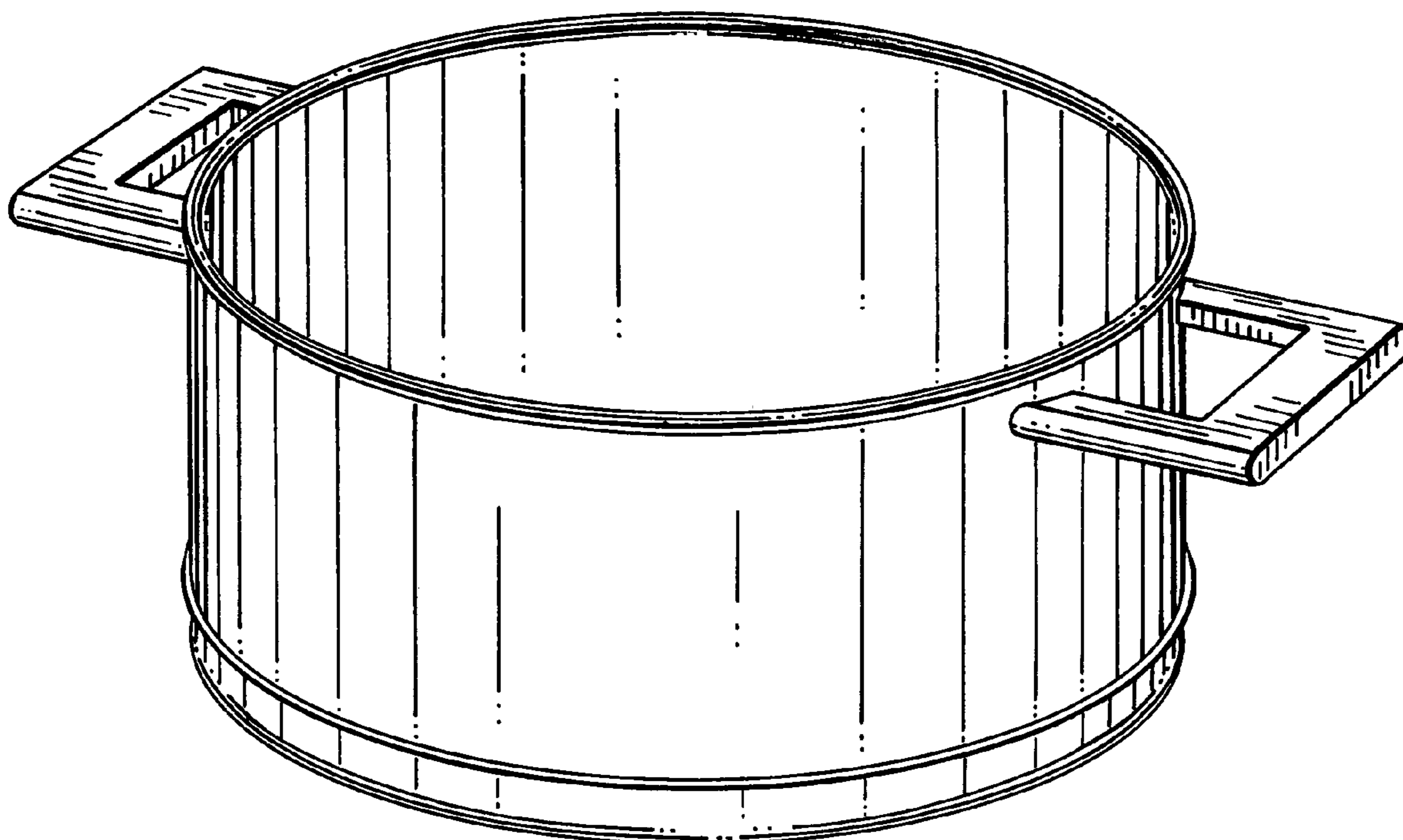
(57) **CLAIM**

The ornamental design for a pot, as shown and described.

DESCRIPTION

FIG. 1 is a perspective view of an uncovered pot according to our new design;
FIG. 2 is a top plan view thereof;
FIG. 3 is a side elevational view thereof, the opposite side being a mirror image;
FIG. 4 is an end elevational view thereof, the opposite side being a mirror image; and,
FIG. 5 is a bottom plan view thereof.

1 Claim, 3 Drawing Sheets



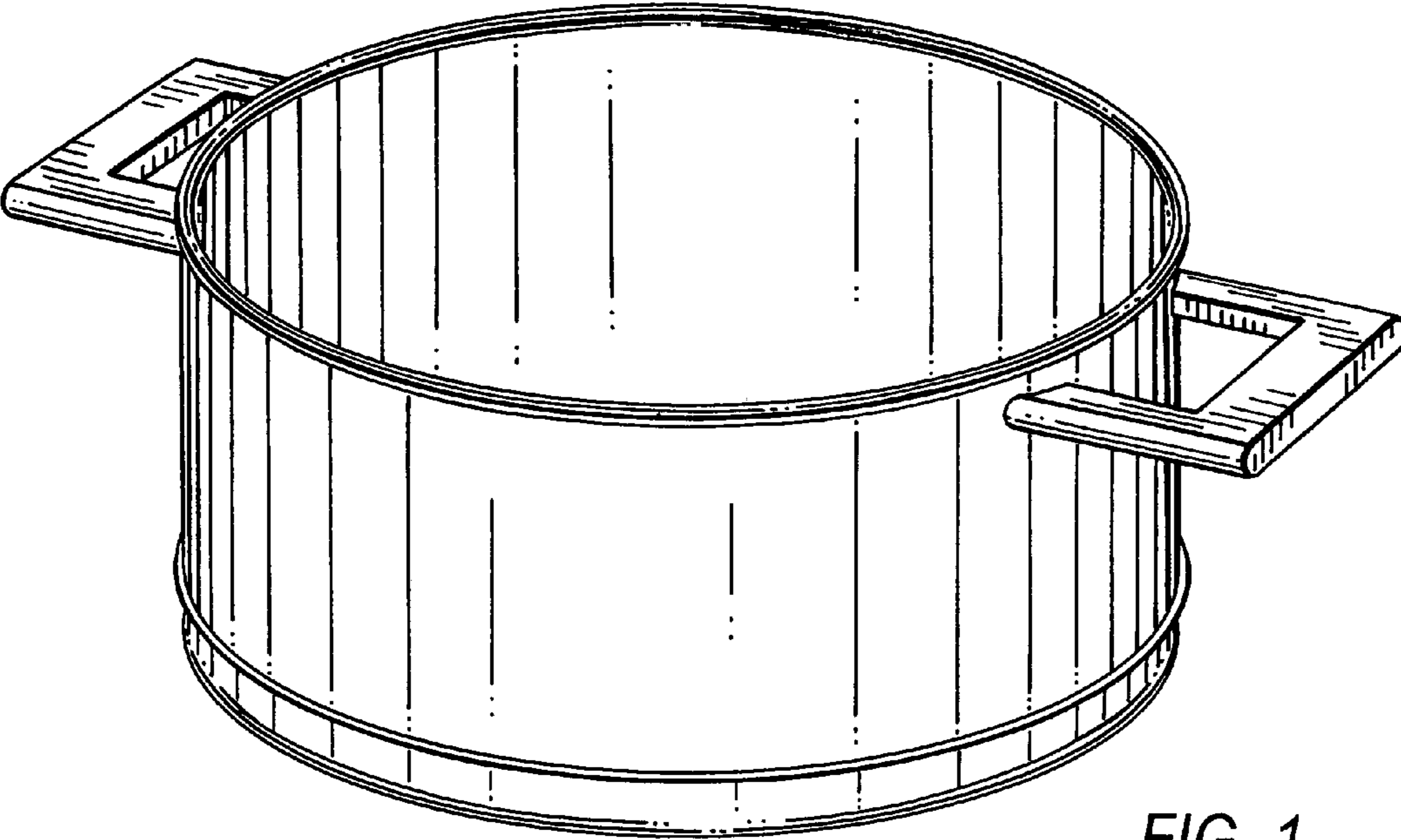


FIG. 1

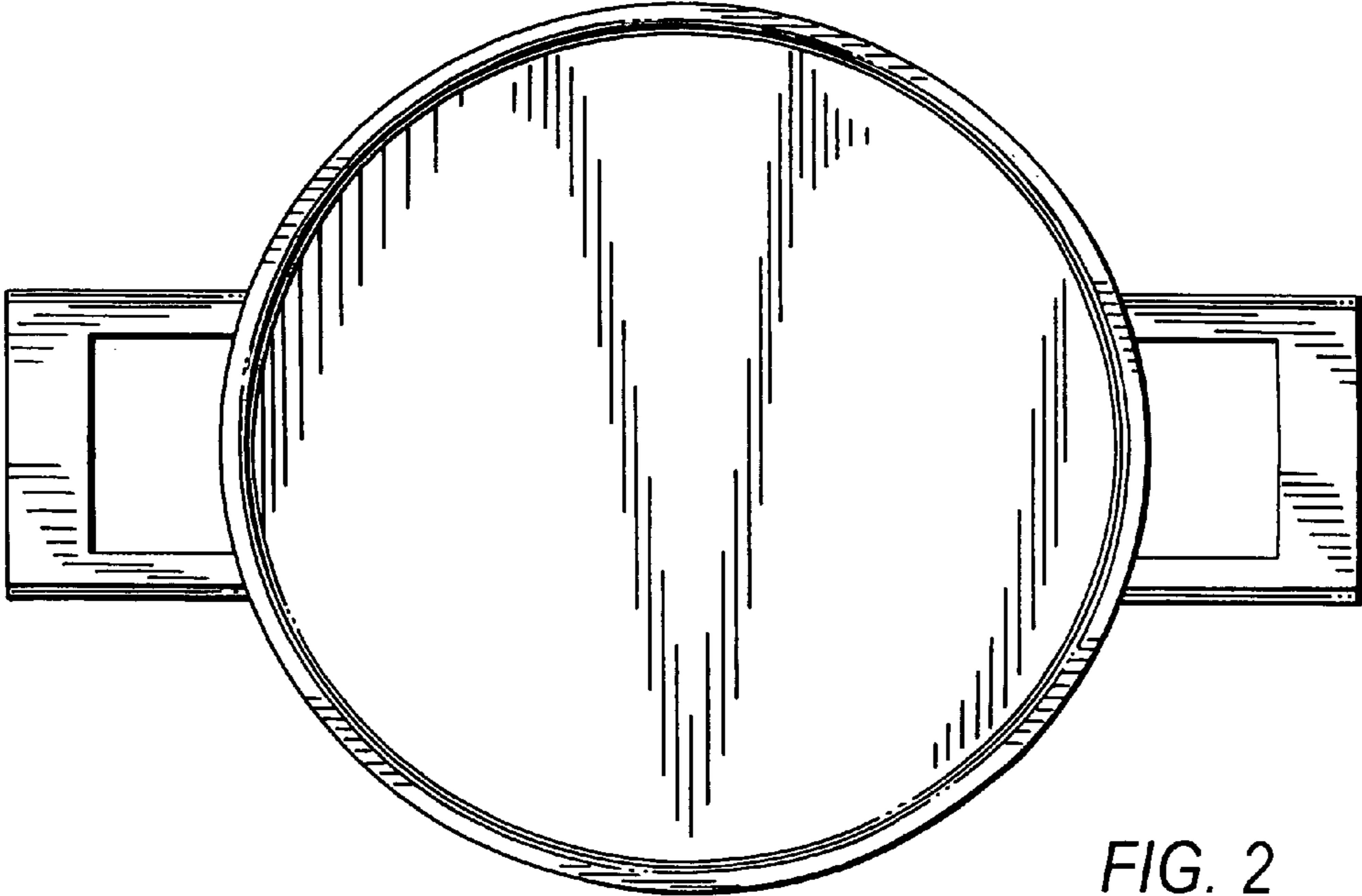


FIG. 2

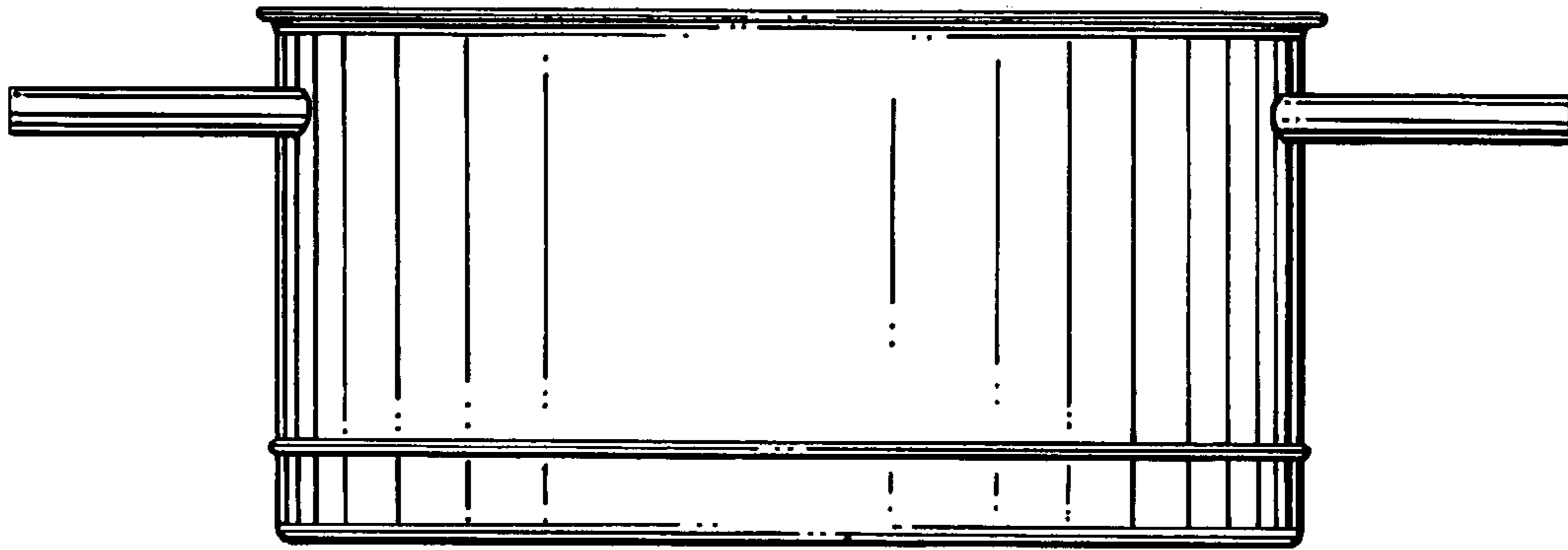


FIG. 3

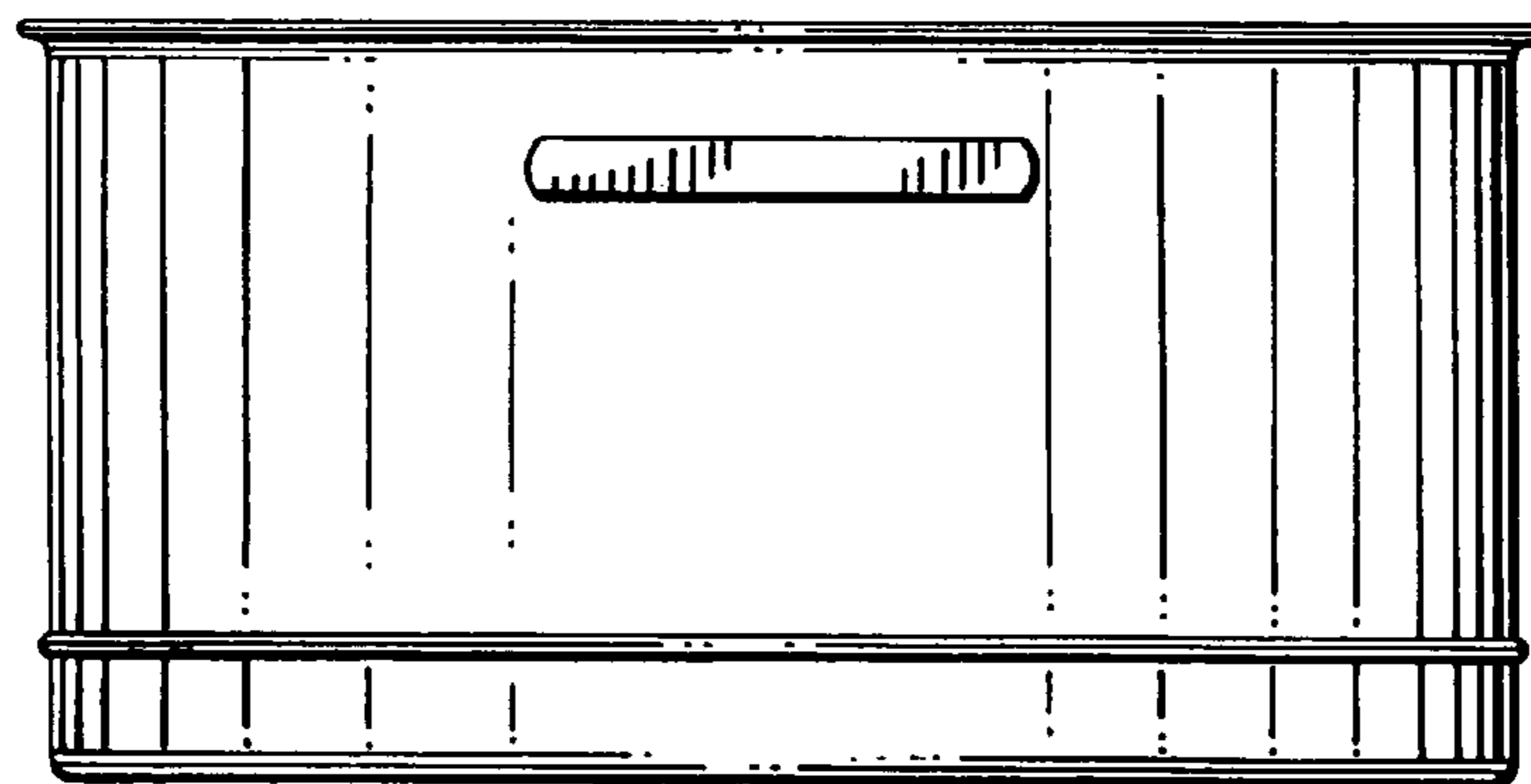


FIG. 4

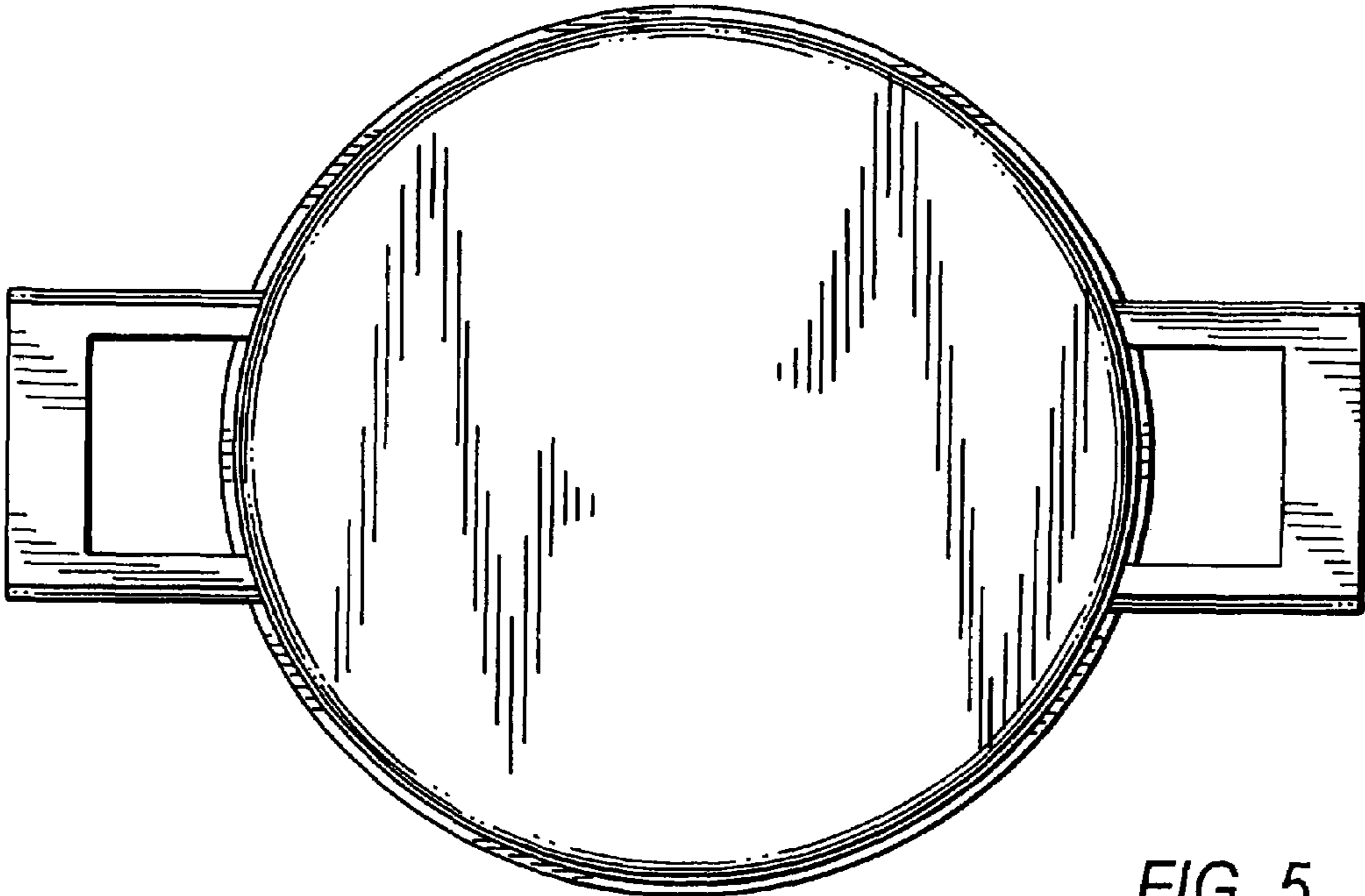


FIG. 5