



US00D580195S

(12) **United States Design Patent**
Daino et al.

(10) **Patent No.:** **US D580,195 S**

(45) **Date of Patent:** **** Nov. 11, 2008**

(54) **CABINET**

(75) Inventors: **Franco Fabio Daino**, Muskego, WI (US); **Steven Frederick Kohagen**, Waverly, IA (US); **Matthew J. Sallee**, Hudson, IA (US); **Bradley M. White**, Cedar Falls, IA (US)

(73) Assignee: **Master Lock Company LLC**, Oak Creek, WI (US)

(**) Term: **14 Years**

(21) Appl. No.: **29/297,750**

(22) Filed: **Nov. 16, 2007**

(51) **LOC (8) Cl.** **06-06**

(52) **U.S. Cl.** **D6/494**

(58) **Field of Classification Search** D6/397,
D6/425-426, 429, 432-448, 470, 474, 477-480,
D6/484; D14/308; 312/108, 114, 138.1,
312/194, 198, 204, 257.1, 263, 278-279,
312/293.2, 334.36, 348.4

See application file for complete search history.

(56) **References Cited**

U.S. PATENT DOCUMENTS

3,023,068	A	*	2/1962	Haag	312/263
D242,968	S	*	1/1977	Gulick	D6/446
D397,262	S	*	8/1998	Thomas	D6/446
D407,385	S	*	3/1999	Belanger et al.	D14/308
D434,928	S	*	12/2000	Poli	D6/446
D435,741	S	*	1/2001	Schlereth	D6/446

D459,614	S	*	7/2002	Grosfillex	D6/446
D499,275	S	*	12/2004	Grosfillex	D6/446
D501,616	S	*	2/2005	Walker	D6/446
D528,824	S	*	9/2006	Grosfillex	D6/445
D534,010	S	*	12/2006	O'Reilly	D6/446
D553,389	S	*	10/2007	Marcus et al.	D6/446
2003/0127956	A1	*	7/2003	Stoever	312/257.1

* cited by examiner

Primary Examiner—Caron D. Veynar

Assistant Examiner—Ricky Pham

(74) *Attorney, Agent, or Firm*—Calfee, Halter & Griswold LLP

(57) **CLAIM**

We claim the ornamental design for a cabinet, as shown and described.

DESCRIPTION

FIG. 1 is a front perspective view of a cabinet showing our new design;

FIG. 2 is a front view of the cabinet of FIG. 1;

FIG. 3 is a left side view of the cabinet of FIG. 1;

FIG. 4 is a rear view of the cabinet of FIG. 1;

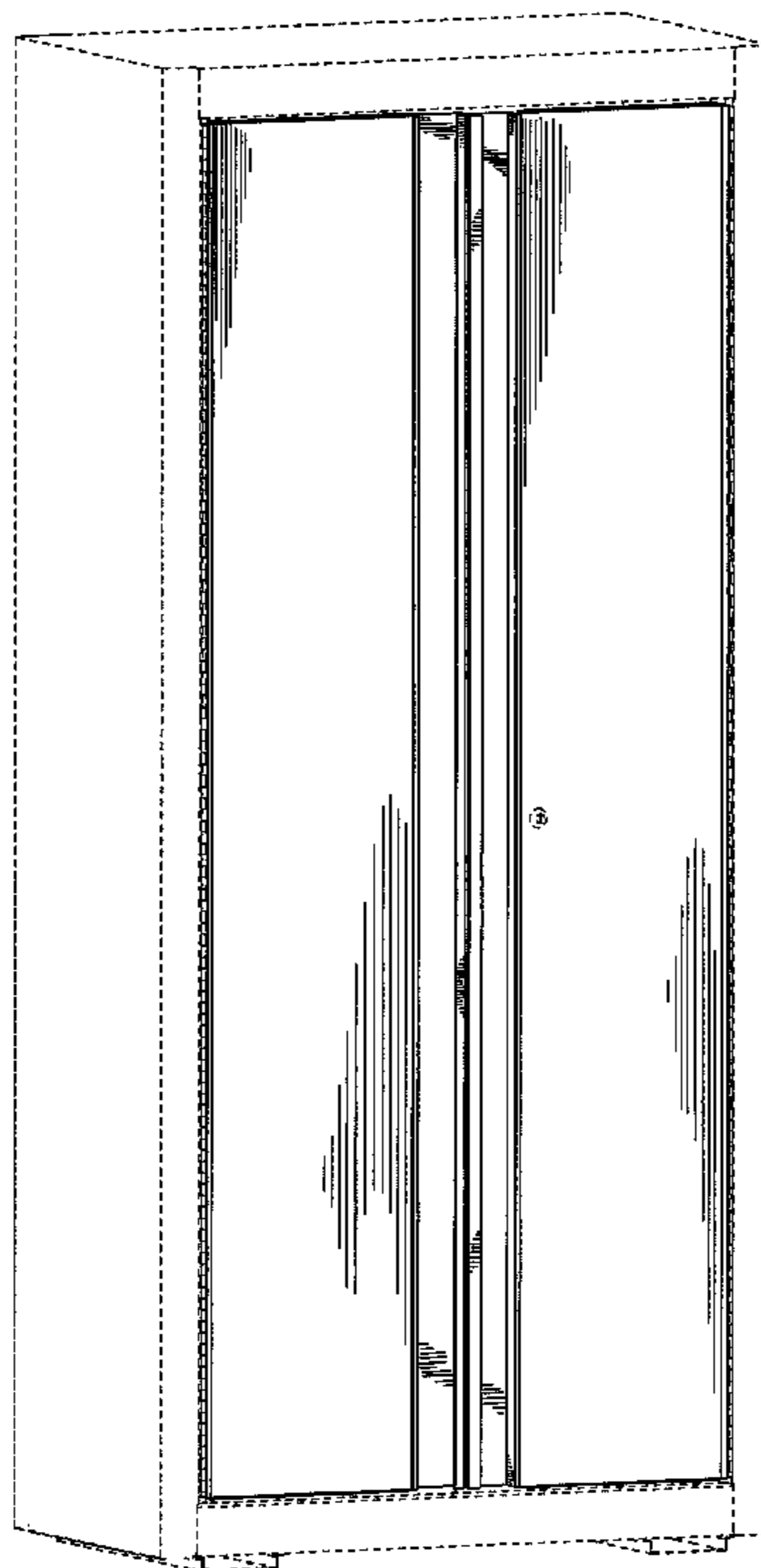
FIG. 5 is a right side view of the cabinet of FIG. 1;

FIG. 6 is a top view of the cabinet of FIG. 1; and,

FIG. 7 is a bottom view of the cabinet of FIG. 1.

The broken lines shown in the drawings are for illustrative purposes only and form no part of the claimed design.

1 Claim, 4 Drawing Sheets



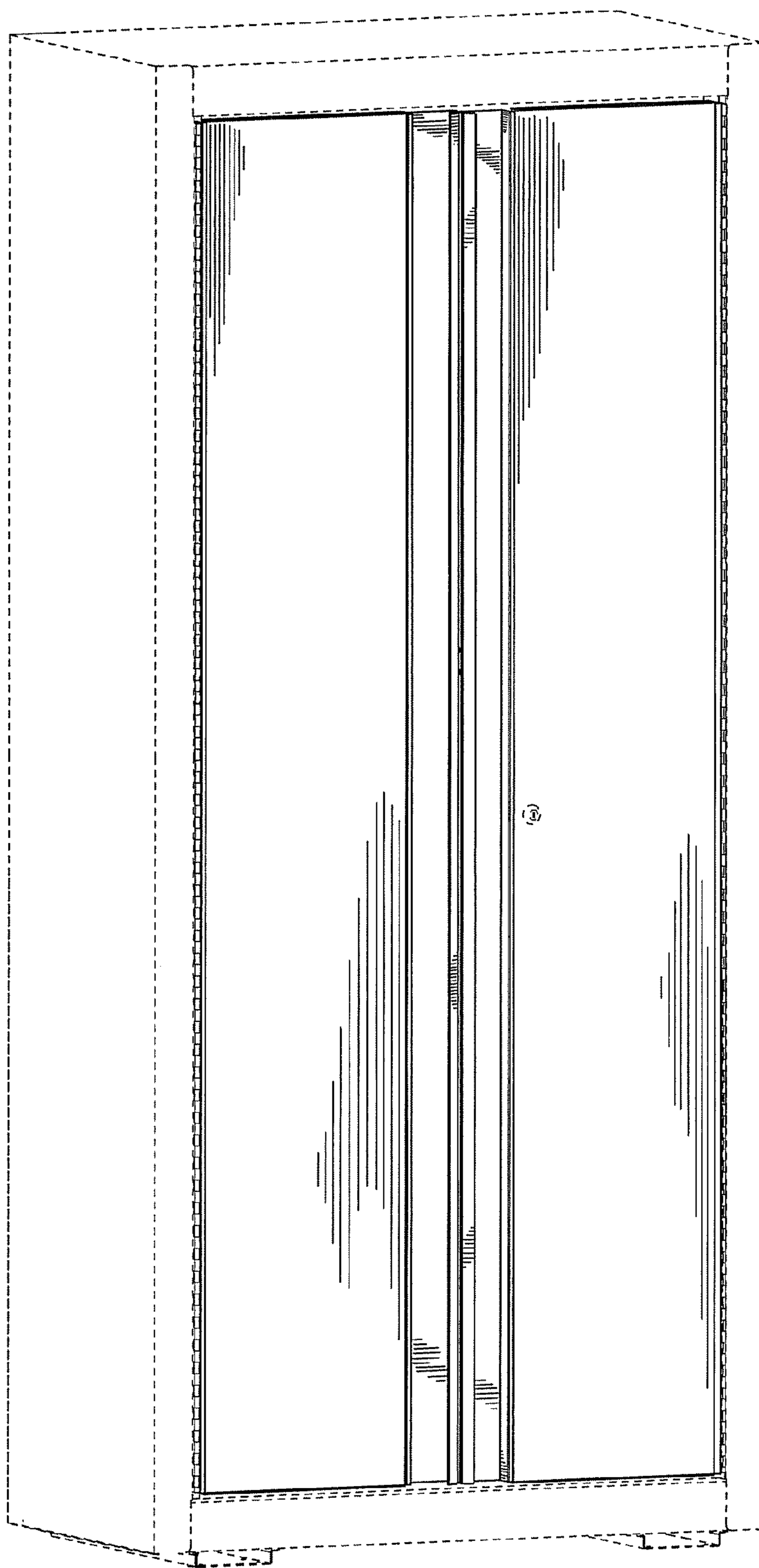


Fig. 1

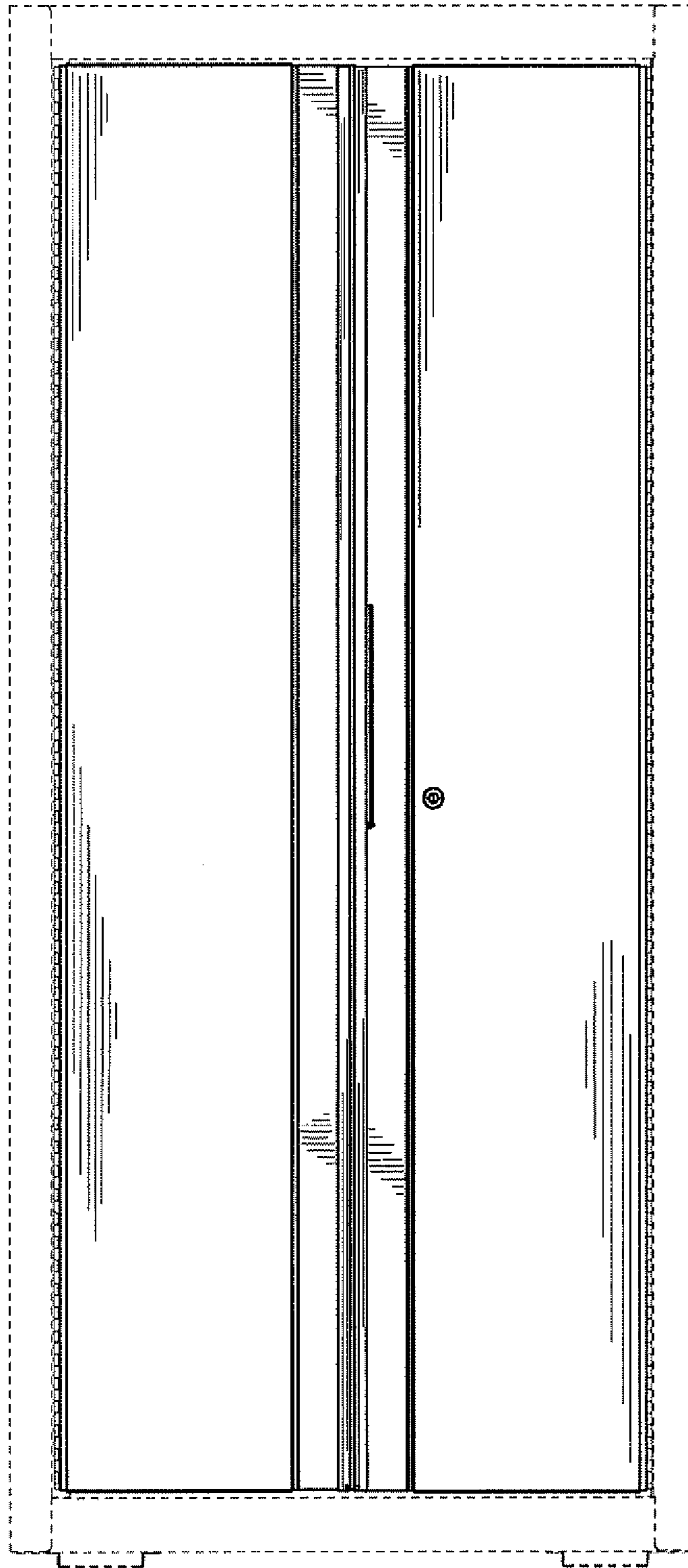


Fig. 2




Fig. 3




Fig. 4




Fig. 5




Fig. 6




Fig. 7