



US00D580181S

(12) **United States Design Patent**  
**Bacon et al.**

(10) **Patent No.:** **US D580,181 S**

(45) **Date of Patent:** **\*\* Nov. 11, 2008**

(54) **MIRROR**

(75) Inventors: **Craig C. Bacon**, Trempealeau, WI (US);  
**Phillip M. Hoff**, Trempealeau, WI (US);  
**Harry Janke**, Trempealeau, WI (US)

(73) Assignee: **Ashley Furniture Industries, Inc.**,  
Arcadia, WI (US)

(\*\*) Term: **14 Years**

(21) Appl. No.: **29/273,938**

(22) Filed: **Mar. 16, 2007**

(51) **LOC (8) Cl.** ..... **06-07**

(52) **U.S. Cl.** ..... **D6/300**

(58) **Field of Classification Search** ..... D6/300-314,  
D6/444; D8/350-353; 40/700, 735, 738,  
40/744, 798; 359/838, 871, 872; D23/366  
See application file for complete search history.

(56) **References Cited**

**U.S. PATENT DOCUMENTS**

D217,162 S	*	4/1970	Orville	.....	D6/300
D340,809 S	*	11/1993	Black	.....	D6/300
D364,963 S	*	12/1995	Paus	.....	D6/300
D411,371 S		6/1999	Wanek et al.		
D416,024 S		11/1999	Johansson et al.		
D498,364 S		11/2004	Mohundro		
D505,794 S		6/2005	Mohundro		
D506,318 S		6/2005	Mohundro		
D512,842 S		12/2005	Mohundro		
D525,037 S		7/2006	Schmitt		

**OTHER PUBLICATIONS**

Unknown #3, prior to Mar. 16, 2007.

Ashley Furniture Industries Inc., Discontinued, MEGATUFF, No. B10-31 Triple Dresser 65"Wx17"Dx31"H, etc., Jan. 1985.

B278-31-36-46-71-96-92, Intrinsic, Ashley Furniture Catalog, vol. 6, Series 1, 2004, p. 85.

B238-32-34-45-65-64-98-94, Old Mission, Ashley Furniture Catalog, vol. 5, Series 1, Spring 2003, p. 60.

B326-31-36-46-61-67-98-92, Connoisseur, Ashley Furniture Catalog, vol. 5, Series 1, Spring 2003, p. 67.

\* cited by examiner

*Primary Examiner*—Caron D. Veynar

*Assistant Examiner*—Sydney R Buffalow

(74) *Attorney, Agent, or Firm*—Patterson, Thuente, Skaar & Christensen, P.A.

(57) **CLAIM**

The ornamental design for a mirror, as shown and described.

**DESCRIPTION**

FIG. 1 is a front perspective view of a mirror according to an embodiment of the invention.


FIG. 2 is a front elevational view of a mirror according to an embodiment of the invention.


FIG. 3 is a side elevational view of a mirror according to an embodiment of the invention. The view from the opposite side is a mirror image thereof; and,

FIG. 4 is a top view of a mirror according to an embodiment of the invention.


The broken lines on the mirror are for the purpose of illustrating attachment means for the article and form no part of the claimed invention.

**1 Claim, 3 Drawing Sheets**






*Figure 1*



*Figure 2*



*Figure 3*



*Figure 4*