



US00D580172S

(12) **United States Design Patent**
Perez

(10) **Patent No.:** **US D580,172 S**

(45) **Date of Patent:** **** Nov. 11, 2008**

(54) **SHOE STORAGE CABINET ORGANIZER**

(76) Inventor: **Jose A. Perez**, 12340 SW. 131 Ave.,
Miami, FL (US) 33186

(**) Term: **14 Years**

(21) Appl. No.: **29/295,839**

(22) Filed: **Oct. 9, 2007**

(51) **LOC (8) Cl.** **03-01**

(52) **U.S. Cl.** **D3/297**

(58) **Field of Classification Search** D3/200,
D3/273, 283-284, 295, 297-298, 901, 905;
D6/382, 432, 446, 448, 510; D19/75, 92;
5/58, 308, 503.1, 507.1; 206/278, 278.1;
217/62; 312/270.3, 330.1

See application file for complete search history.

(56) **References Cited**

U.S. PATENT DOCUMENTS

D163,953	S	*	7/1951	Kully	D3/270
3,606,506	A	*	9/1971	Ungaro	312/111
D248,705	S	*	8/1978	Thomas	D6/448
D263,100	S	*	2/1982	Thompson	D6/432
D263,777	S	*	4/1982	Thompson	D6/448
D327,185	S	*	6/1992	Ryaa	D6/432
5,147,120	A	*	9/1992	Ray	312/111
D370,342	S	*	6/1996	Gwyther	D3/254
D377,569	S	*	1/1997	Coyer	D6/510
D432,306	S	*	10/2000	Welch	D3/295
D439,743	S	*	4/2001	DeVance	D3/297
D439,777	S	*	4/2001	Laughton	D6/510
6,732,858	B1	*	5/2004	Chang Ou	206/278

D493,303	S	*	7/2004	Perella et al.	D6/446
D506,090	S	*	6/2005	Ben-Or	D6/448
D510,491	S	*	10/2005	Perella et al.	D6/446
D525,047	S	*	7/2006	Linder	D6/432
D536,738	S	*	2/2007	Smith	D19/92
7,249,674	B2	*	7/2007	Mu et al.	206/278.1

* cited by examiner

Primary Examiner—T. Chase Nelson

Assistant Examiner—Roselynn Cody

(74) *Attorney, Agent, or Firm*—Albert Bordas, P.A.

(57) **CLAIM**

The ornamental design for a shoe storage cabinet organizer, as shown and described.

DESCRIPTION

FIG. 1 is a top plan view of my new design for a shoe storage cabinet organizer;

FIG. 2 is a front elevational view thereof;

FIG. 3 is bottom view thereof;

FIG. 4 is a left elevational view thereof, the right elevational view being a mirror image thereof;

FIG. 5 is a rear elevational view thereof;

FIG. 6 is an isometric view thereof; and,

FIG. 7 is an isometric view of two shoe storage cabinet organizers with one drawer in an opened position and the other in a closed position, under a bed.

The broken lines are for environmental purposes only and form no part of the claimed design.

1 Claim, 3 Drawing Sheets

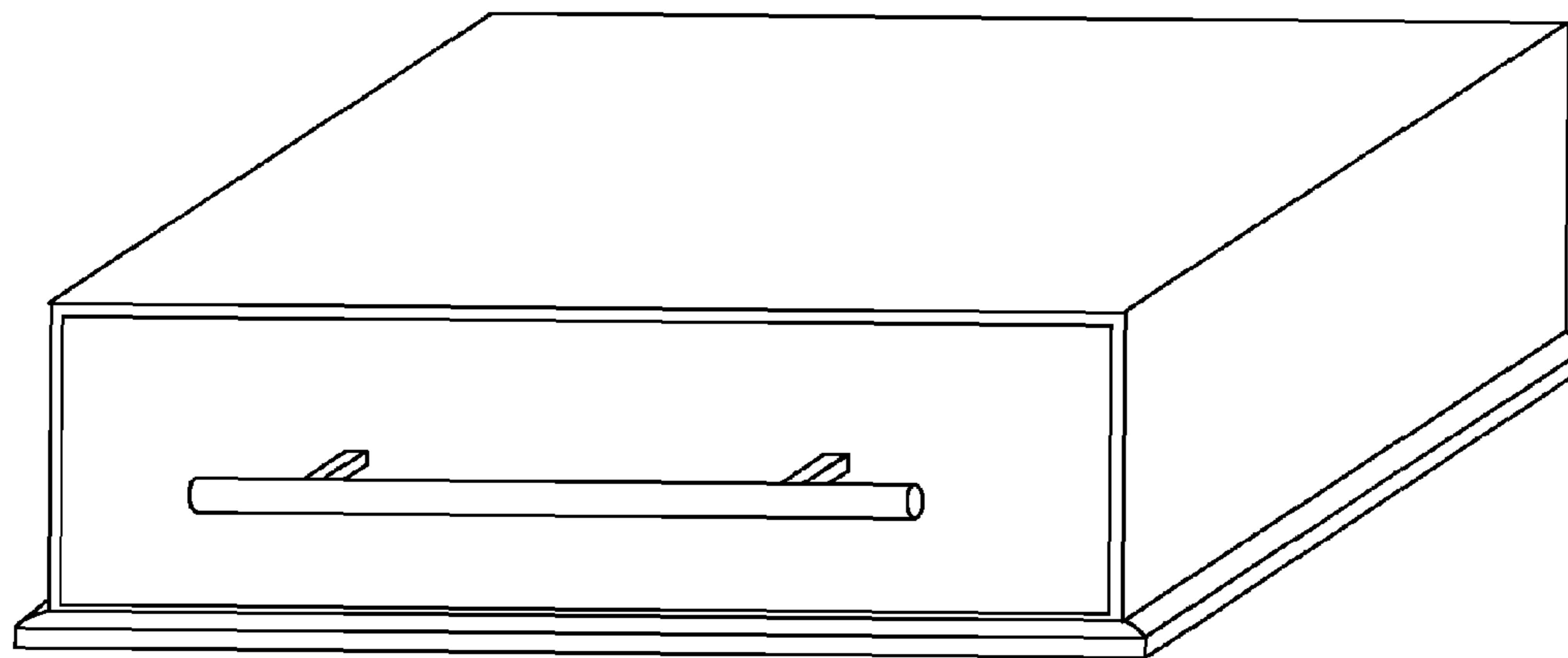


Fig. 1

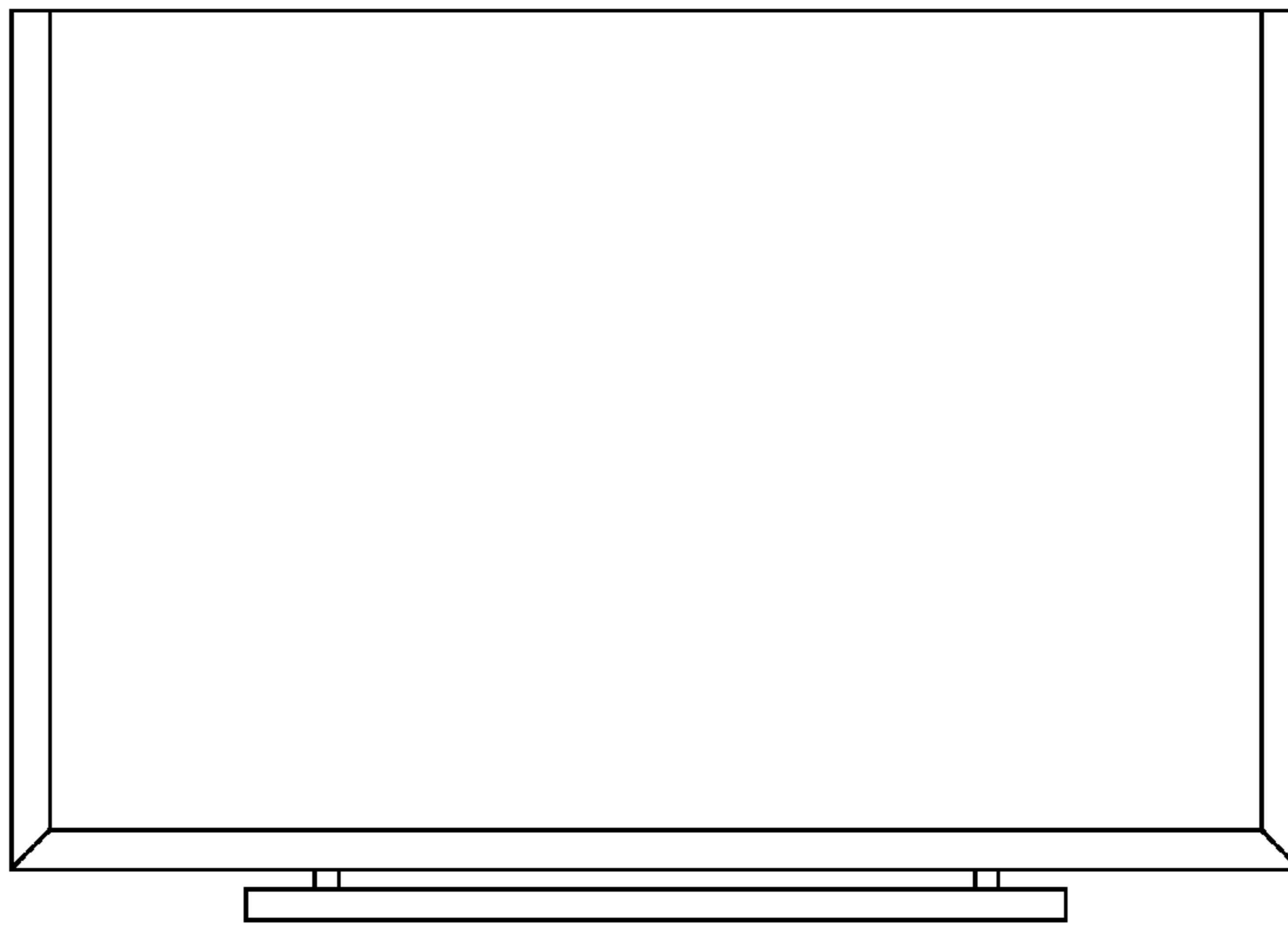


Fig. 2




Fig. 3

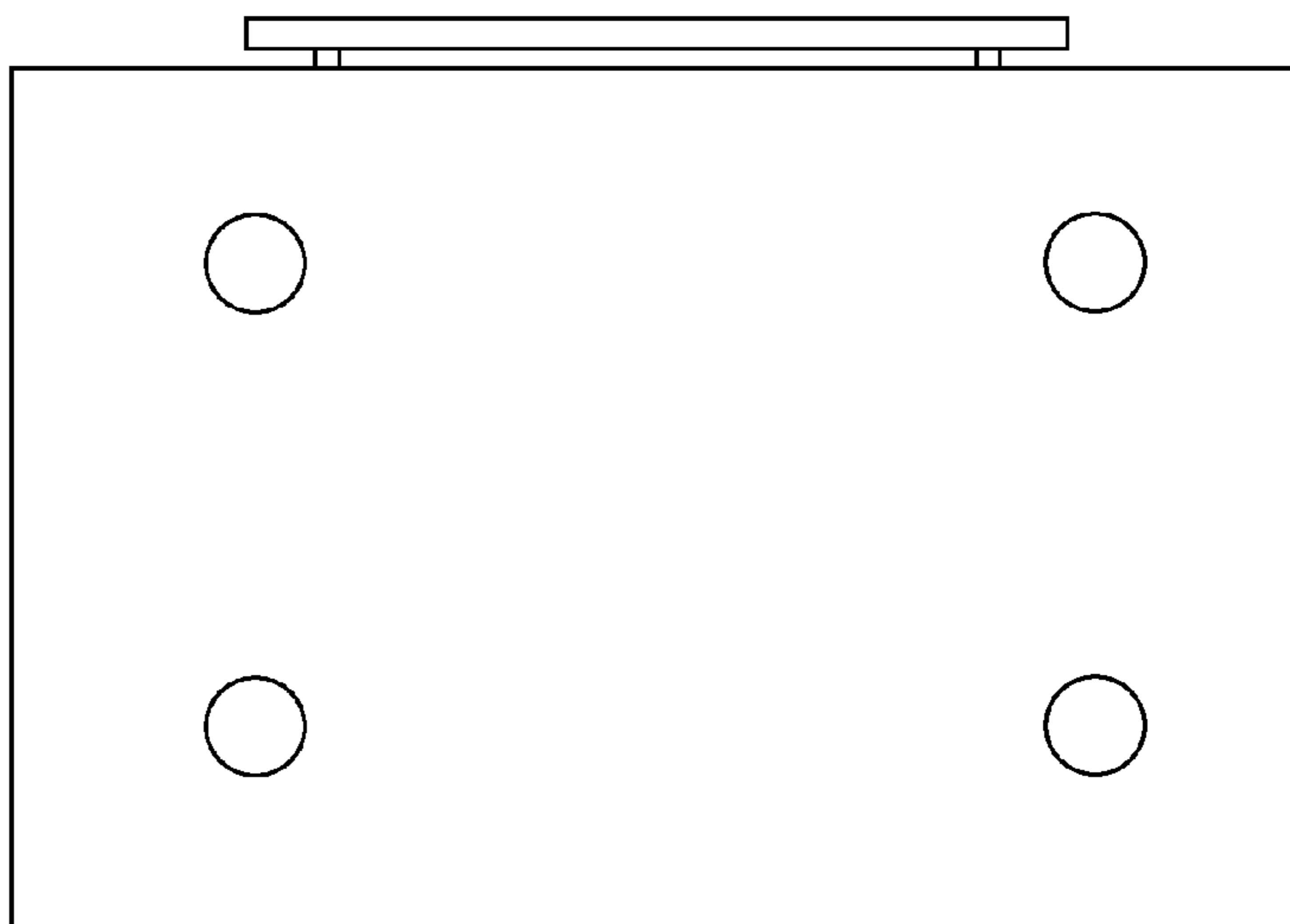


Fig. 4




Fig. 5





Fig. 6



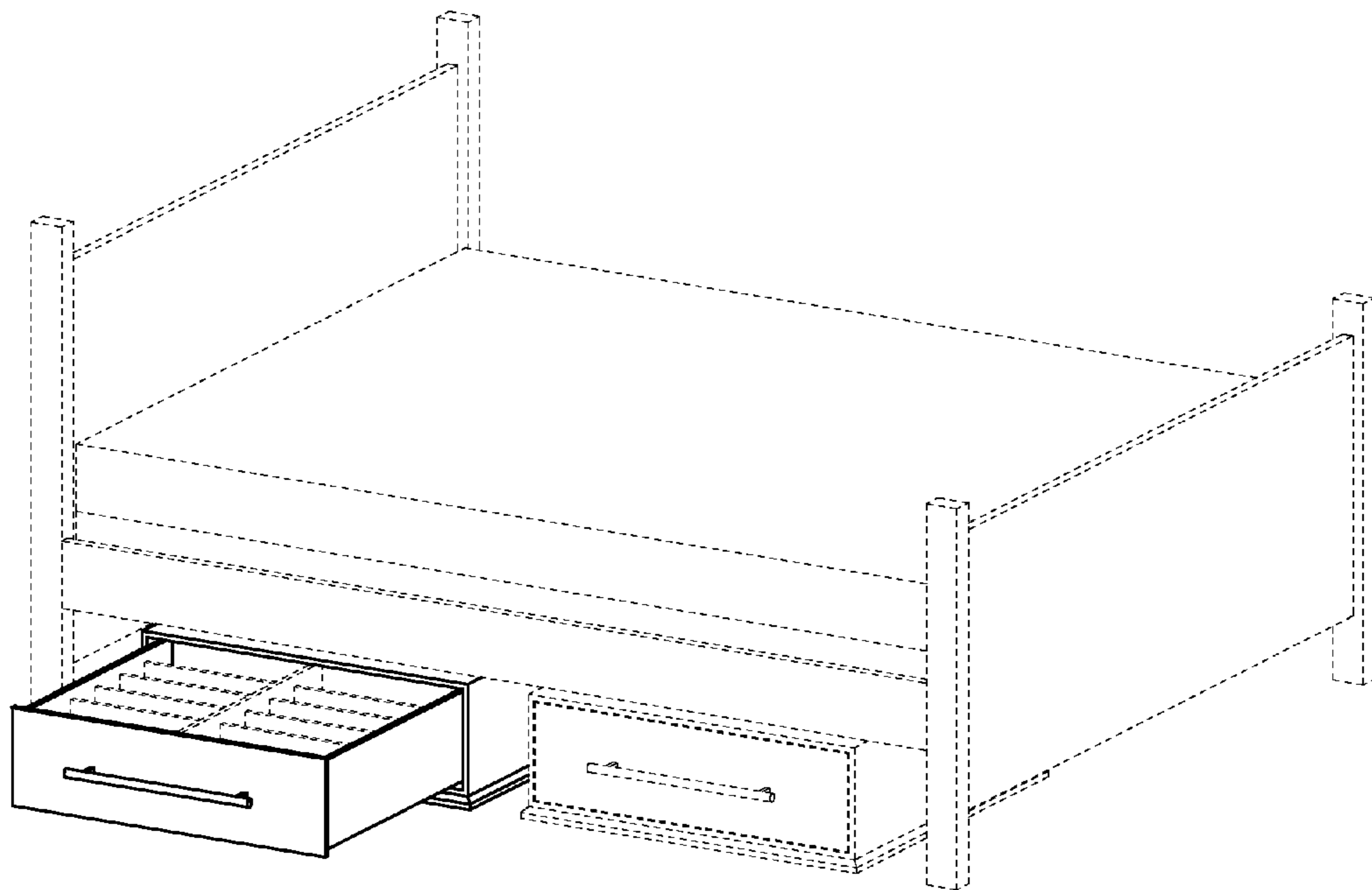


Fig. 7