

US00D580164S

(12) **United States Design Patent**
Boretti

(10) **Patent No.:** **US D580,164 S**

(45) **Date of Patent:** **** Nov. 11, 2008**

(54) **BAG**

(75) **Inventor:** **Letizia Boretti**, Florence (IT)

(73) **Assignee:** **Conte of Florence S.p.A.**, Florence (IT)

(**) **Term:** **14 Years**

(21) **Appl. No.:** **29/252,155**

(22) **Filed:** **Jan. 19, 2006**

(30) **Foreign Application Priority Data**

Jul. 22, 2005 (IT) FI2005O0034

(51) **LOC (8) Cl.** **03-01**

(52) **U.S. Cl.** **D3/238; D3/255**

(58) **Field of Classification Search** D3/202,
D3/232, 234, 238, 254–255, 270, 271.9, 273–274,
D3/276, 283, 287, 289, 904; D7/605, 606,
D7/619.1; D21/789, 796; 150/104, 107,
150/110, 119; 206/315.1–315.3, 579

See application file for complete search history.

(56) **References Cited**

U.S. PATENT DOCUMENTS

D275,717 S * 10/1984 Carr D3/257
D288,653 S * 3/1987 Crymes D7/606
D308,441 S * 6/1990 Quellais D3/255
D323,429 S * 1/1992 Wilson D3/287
D366,812 S * 2/1996 Collins et al. D7/606
D419,770 S * 2/2000 Mogil D3/283
D421,837 S * 3/2000 Pradella D3/205
D423,776 S * 5/2000 Reed, Jr. D3/261
D429,631 S * 8/2000 Shaw D9/668

D450,445 S * 11/2001 Philipson et al. D3/202
D459,070 S * 6/2002 DeChant D3/205
6,513,661 B1 * 2/2003 Mogil 206/579
D479,649 S * 9/2003 Chuan D3/255
D489,532 S * 5/2004 Reimers D3/318
D494,363 S * 8/2004 Chuan D3/255
D501,604 S * 2/2005 Kadoya D3/320
2003/0111371 A1 * 6/2003 Okuyama et al. 206/315.7

OTHER PUBLICATIONS

Golfette from Conte of Florence. Downloaded May 18, 2007 at <http://www.conteofflorence.com/pages/collezione/golfette1.php?pagelang=E>.*

Golf Shape Cooler Bags. Downloaded May 18, 2007 at <http://www.rightsleeve.com/product.asp?p=2170&c=78>.*

* cited by examiner

Primary Examiner—Philip Hyder

Assistant Examiner—Roselyne Cody

(74) *Attorney, Agent, or Firm*—McGlew & Tuttle, P.C.

(57) **CLAIM**

The ornamental design for a bag, as shown and described.

DESCRIPTION

FIG. 1 is a top side perspective view of the bag;

FIG. 2 is a top view of the bag of FIG. 1;

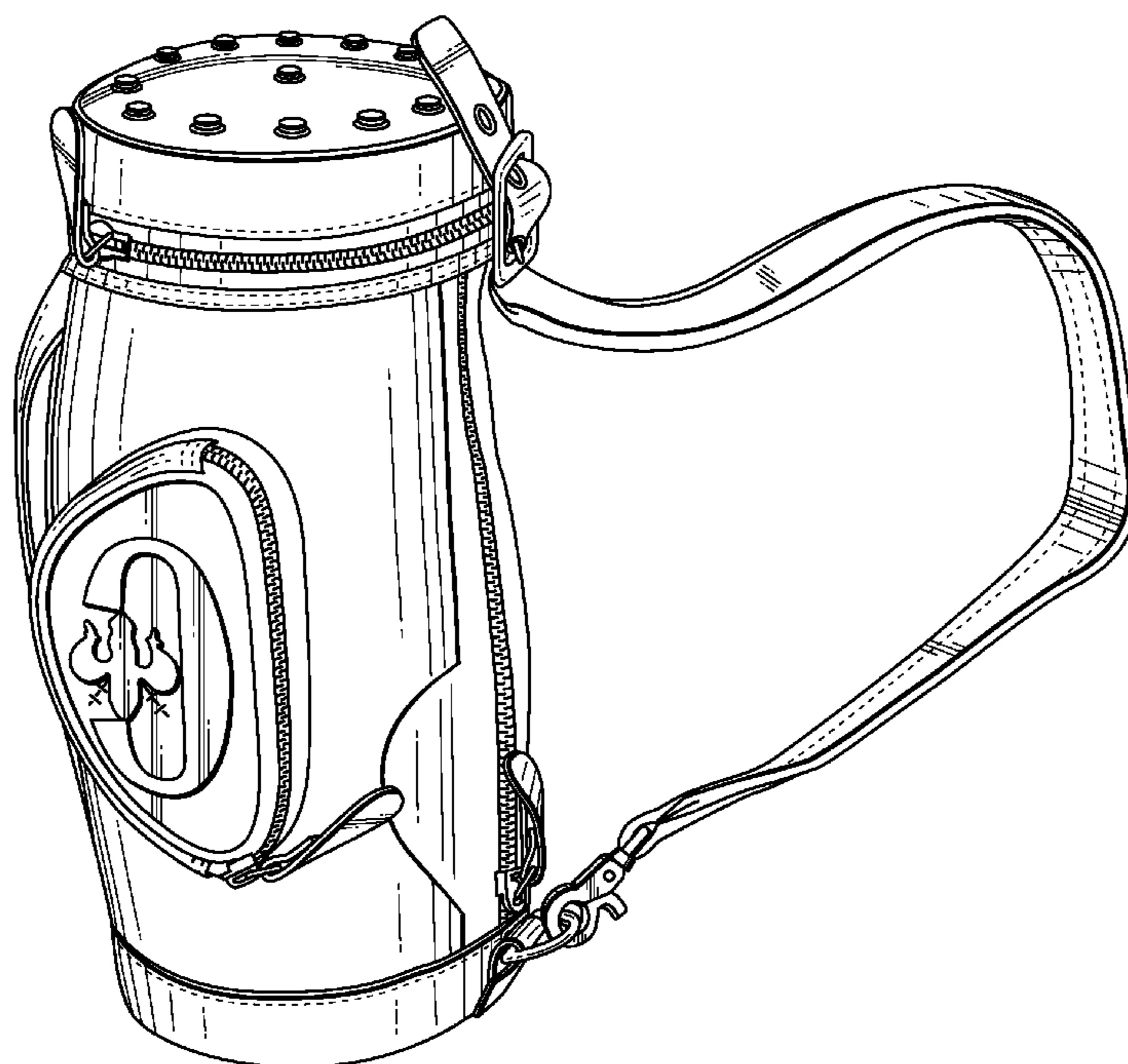
FIG. 3 is a rear view of the bag of FIG. 1;

FIG. 4 is an opposite side view of the bag of FIG. 1;

FIG. 5 is a front view of the bag of FIG. 1; and,

FIG. 6 is a bottom view of the bag of FIG. 1.

1 Claim, 6 Drawing Sheets



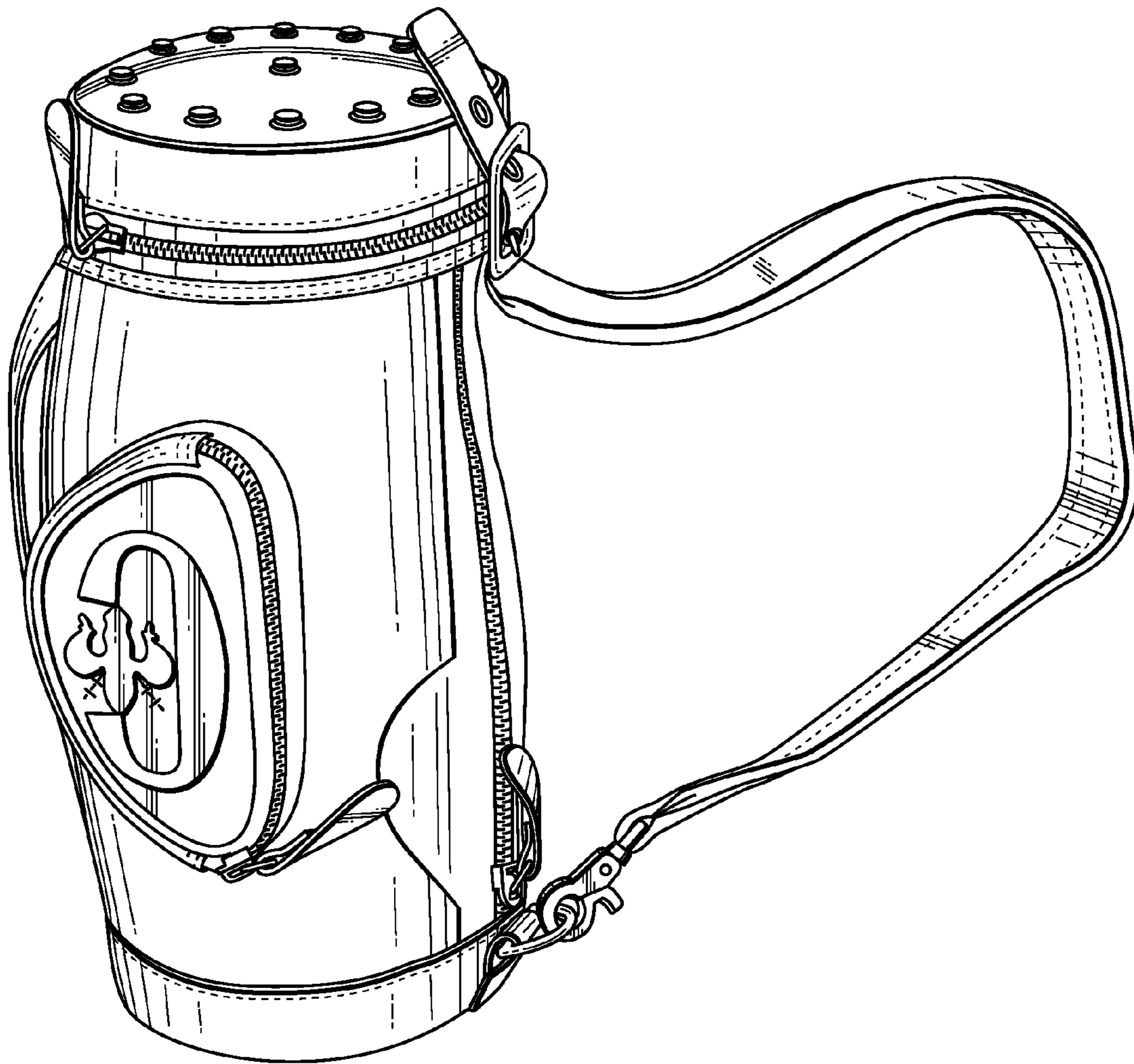


FIG. 1

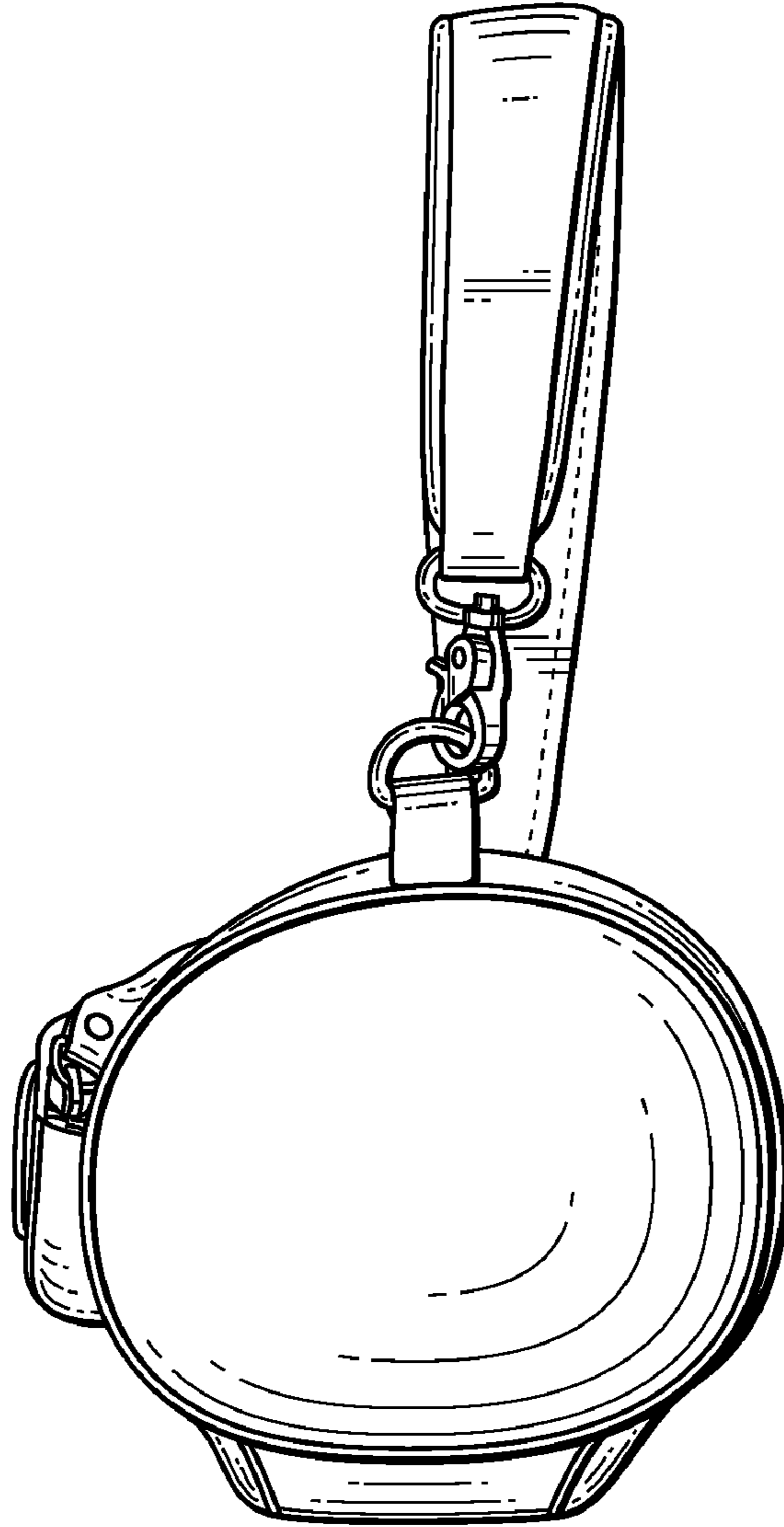


FIG. 2

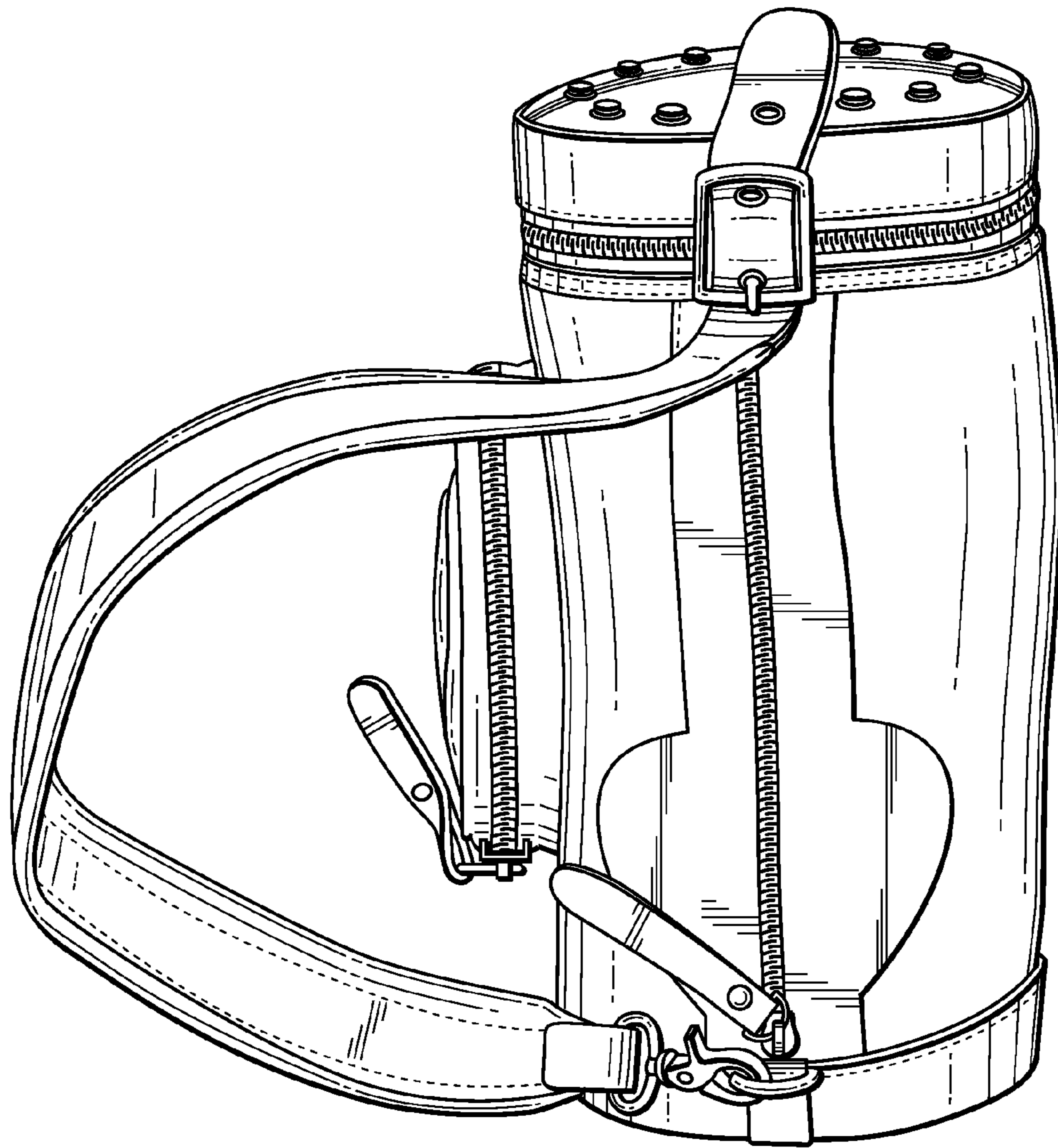


FIG. 3

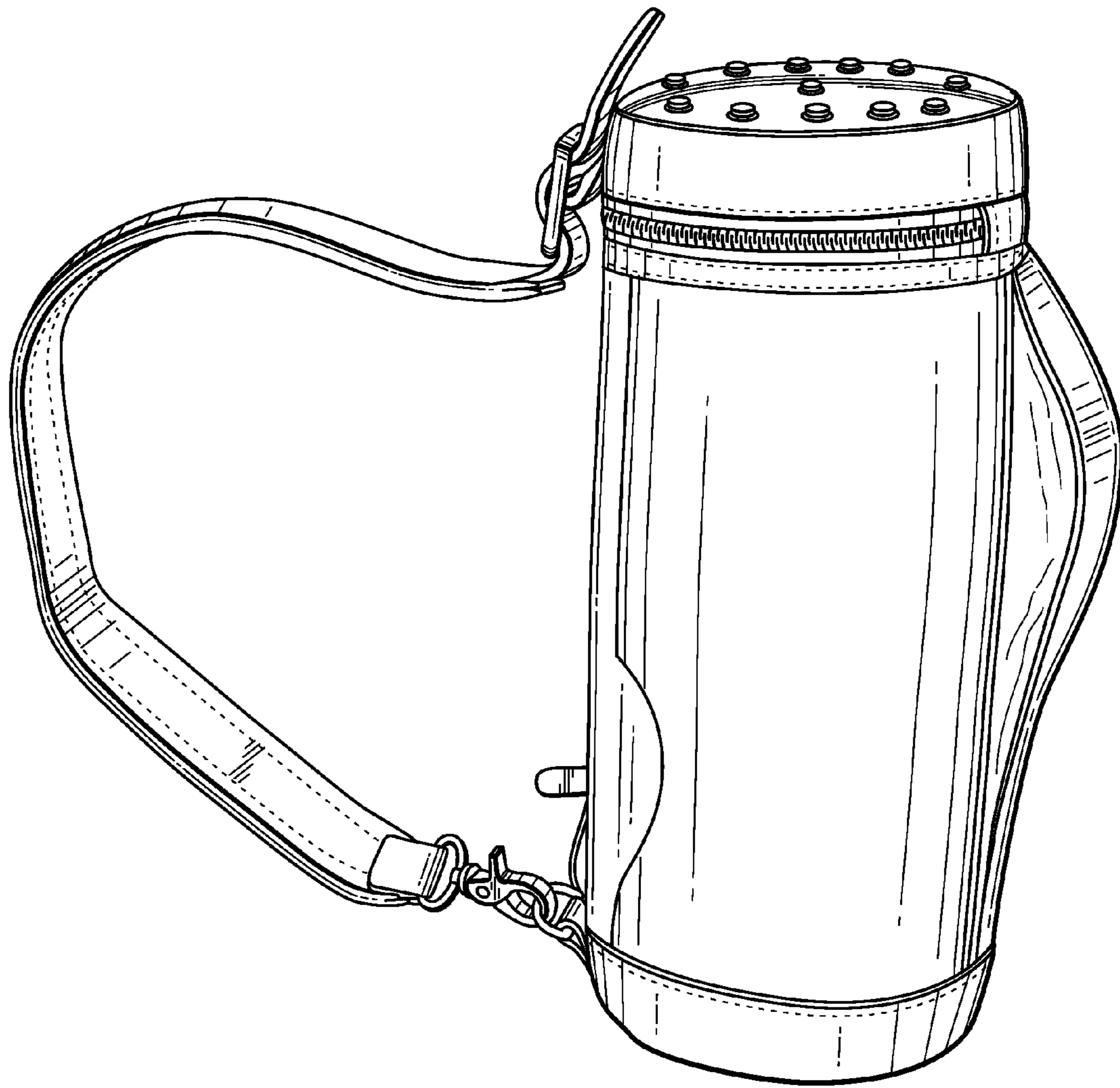


FIG. 4

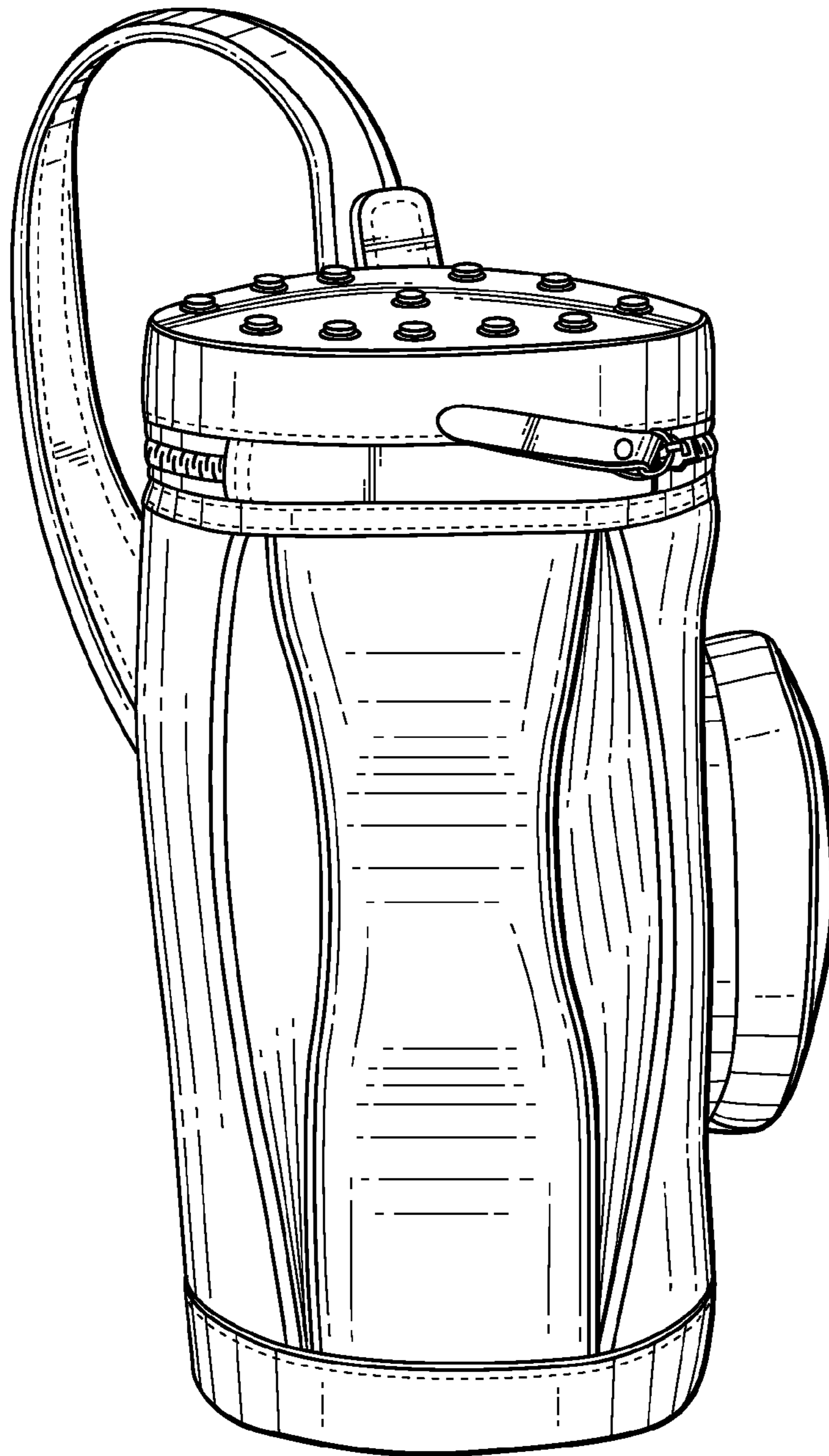


FIG. 5

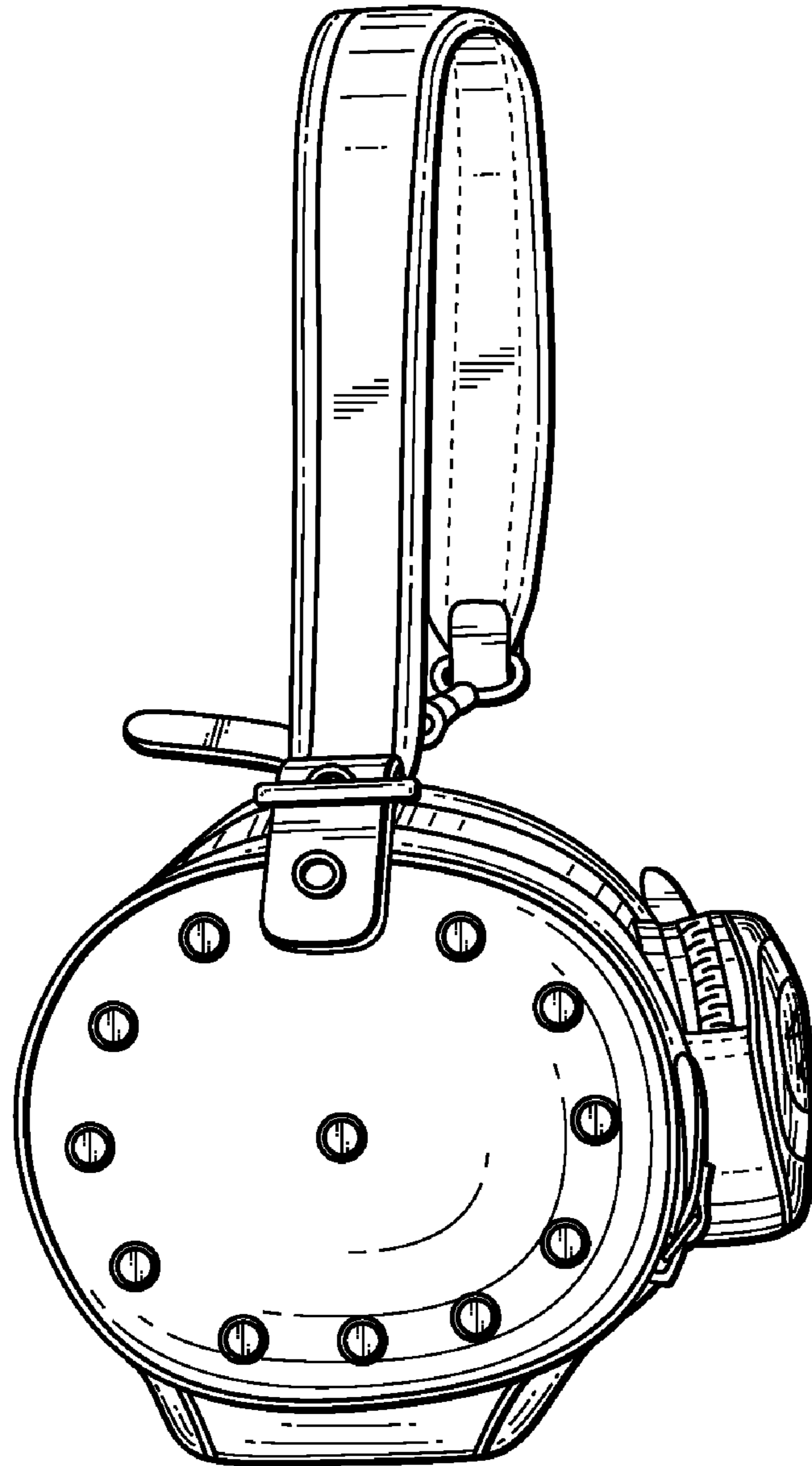


FIG. 6