



US00D580162S

(12) **United States Design Patent**  
**Crook**

(10) **Patent No.:** **US D580,162 S**  
(45) **Date of Patent:** **\*\* Nov. 11, 2008**

(54) **ORGANIZER**

(76) Inventor: **Anita I. Crook**, 124 Ramsford La.,  
Simpsonville, SC (US) 29681

(\*\*) Term: **14 Years**

(21) Appl. No.: **29/291,645**

(22) Filed: **Sep. 7, 2007**

(51) **LOC (8) Cl.** ..... **03-01**

(52) **U.S. Cl.** ..... **D3/232**

(58) **Field of Classification Search** ..... D3/232-234,  
D3/238, 240-246, 276, 290; 150/100, 103-104,  
150/107-110, 118-119; 190/110-112, 120-121  
See application file for complete search history.

(56) **References Cited**

**U.S. PATENT DOCUMENTS**

|              |        |              |        |
|--------------|--------|--------------|--------|
| D167,586 S   | 8/1952 | Pichel       |        |
| D252,596 S   | 8/1979 | Adler et al. |        |
| 4,263,951 A  | 4/1981 | Siegel       |        |
| D294,196 S   | 2/1988 | Bialo        |        |
| D346,694 S * | 5/1994 | Cyr et al.   | D3/287 |
| D354,399 S   | 1/1995 | Georges      |        |
| D390,004 S * | 2/1998 | Tawil        | D3/246 |

|              |         |                |        |
|--------------|---------|----------------|--------|
| D403,151 S   | 12/1998 | Heredos-Formby |        |
| D489,897 S * | 5/2004  | Guyon          | D3/246 |
| D524,544 S   | 7/2006  | Crook          |        |
| D534,349 S * | 1/2007  | Cardoso        | D3/243 |

\* cited by examiner

*Primary Examiner*—Holly H Baynham

(74) *Attorney, Agent, or Firm*—J. Bennett Mullinax, LLC

(57) **CLAIM**

The ornamental design for an organizer, as shown and described.

**DESCRIPTION**

FIG. 1 is a perspective view of an organizer;  
FIG. 2 is a front elevation view of the organizer seen in FIG. 1;  
FIG. 3 is a top plan view of the organizer seen in FIG. 1;  
FIG. 4 is rear elevation view of the organizer seen in FIG. 1;  
FIG. 5 is a bottom elevation view of the organizer seen in FIG. 1; and,  
FIG. 6 is a right side view of the organizer seen in FIG. 1, the left side view being a mirror image thereof.

**1 Claim, 4 Drawing Sheets**



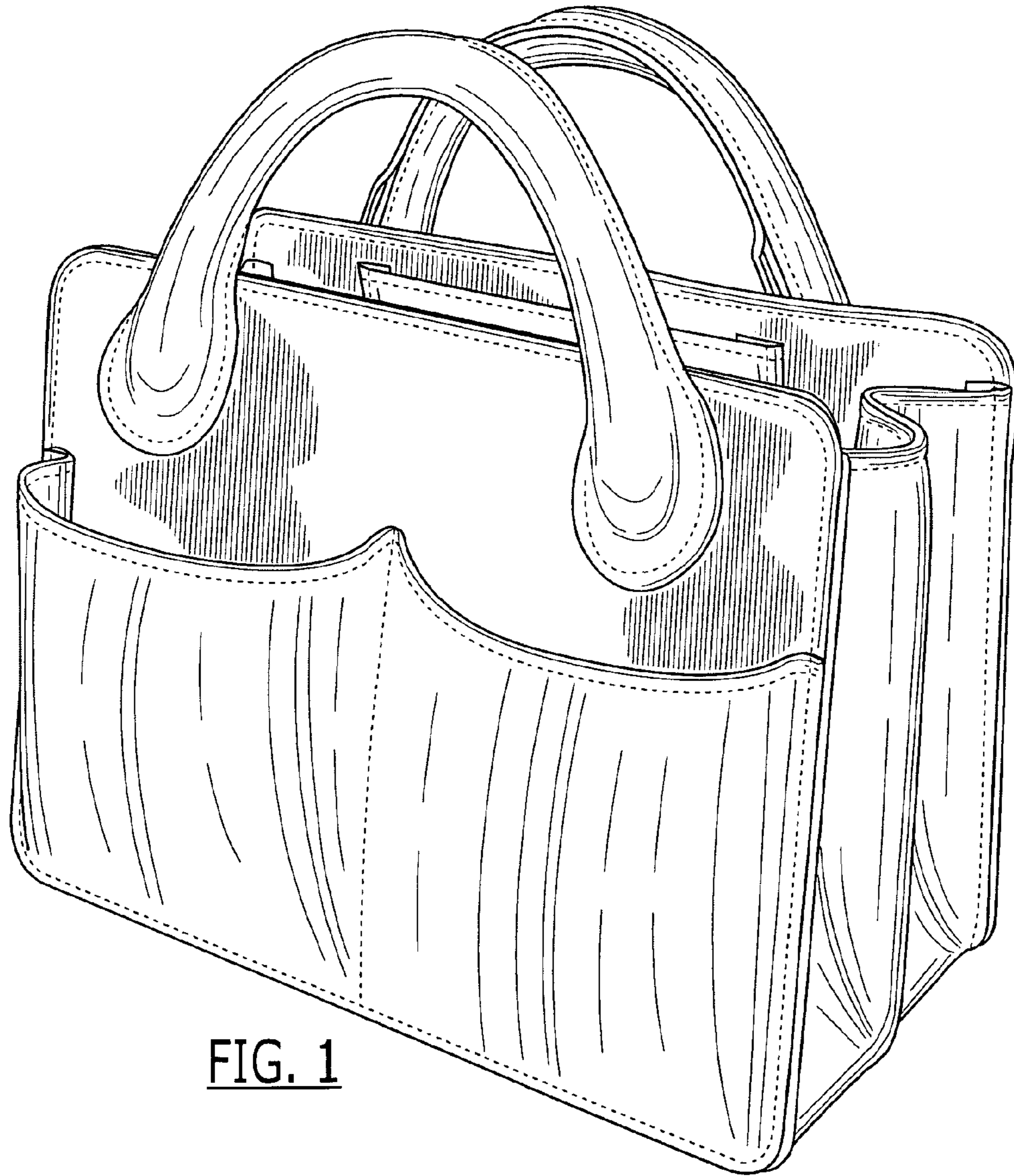


FIG. 1




FIG. 2

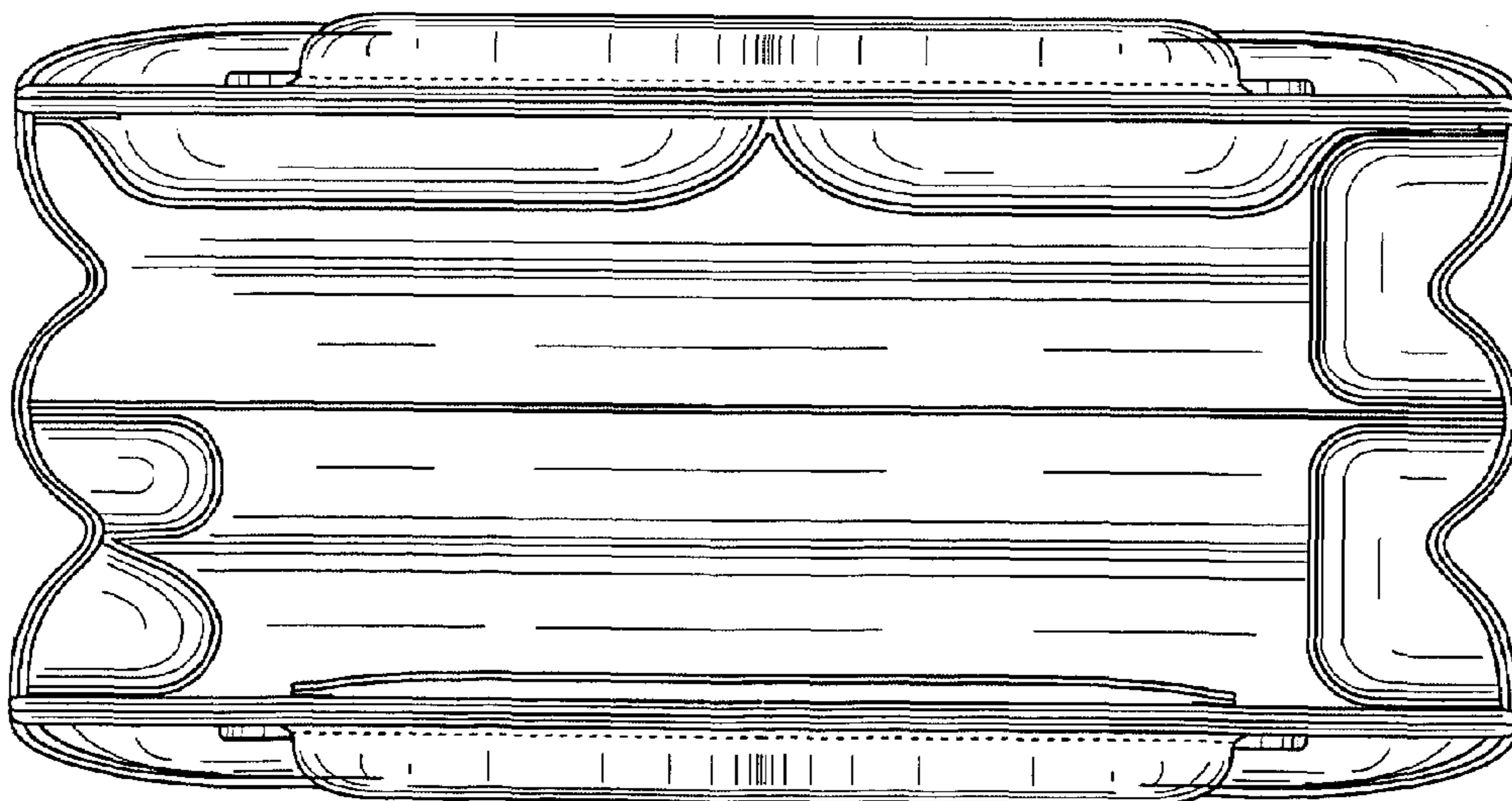


FIG. 3

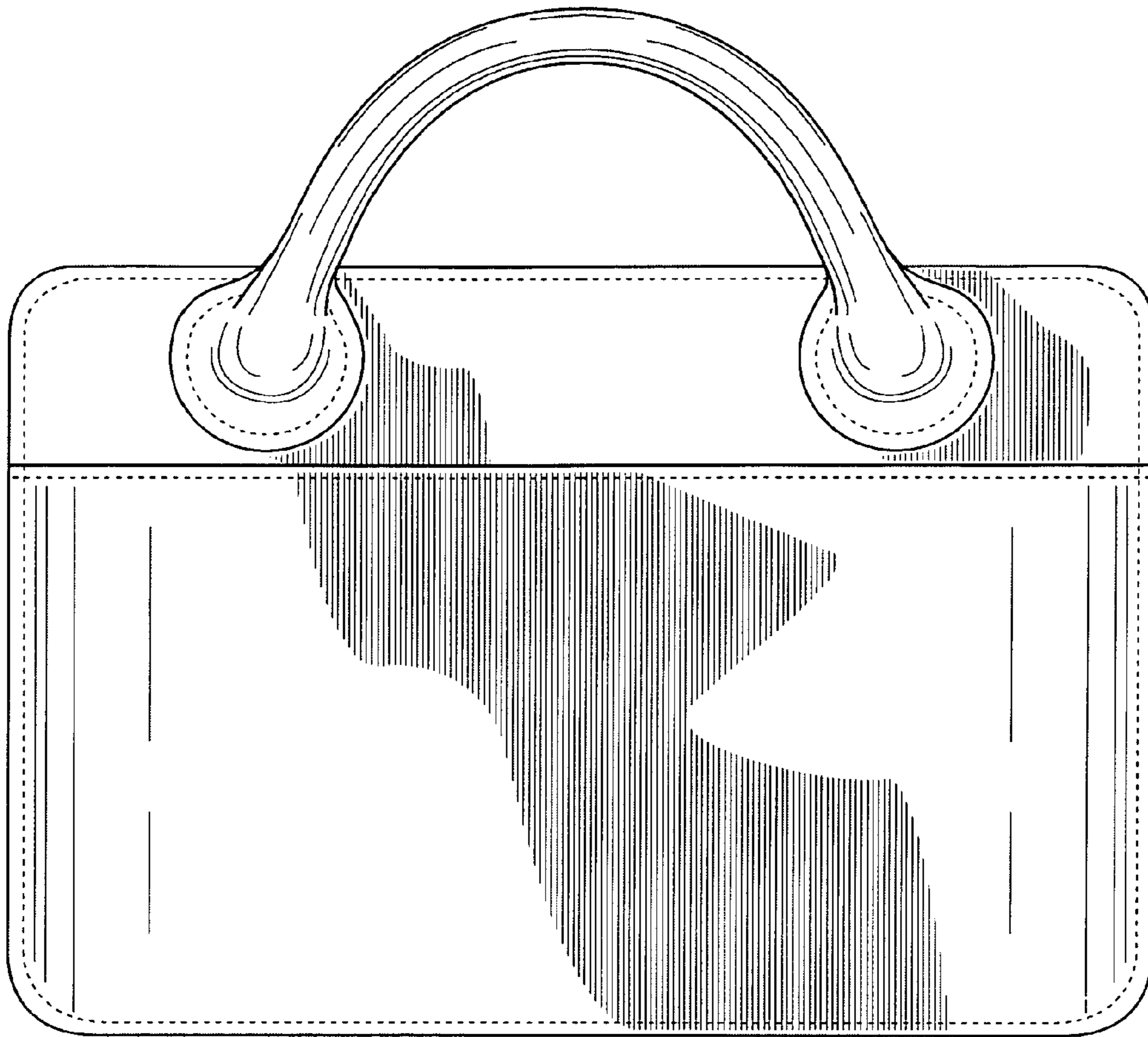


FIG. 4

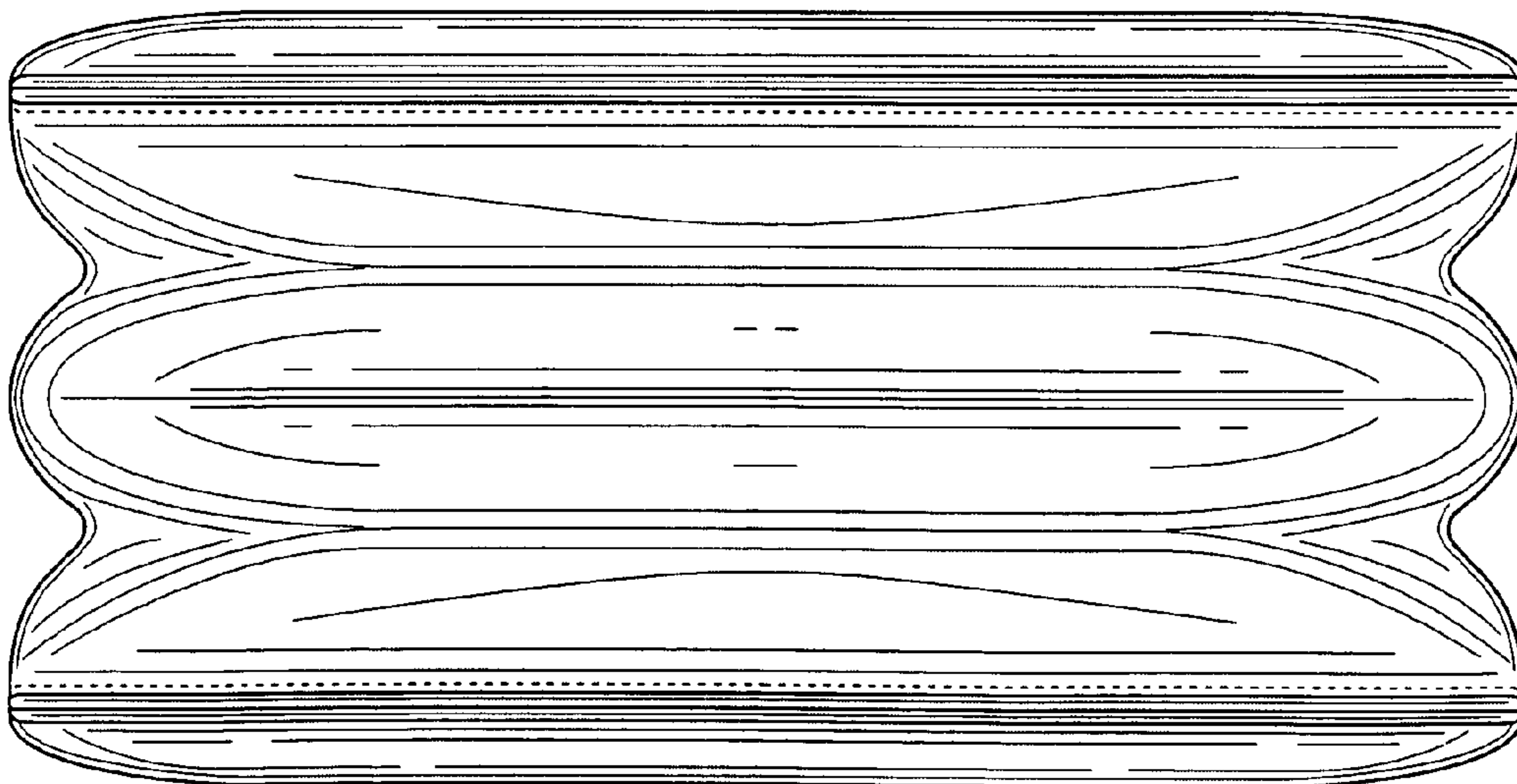


FIG. 5

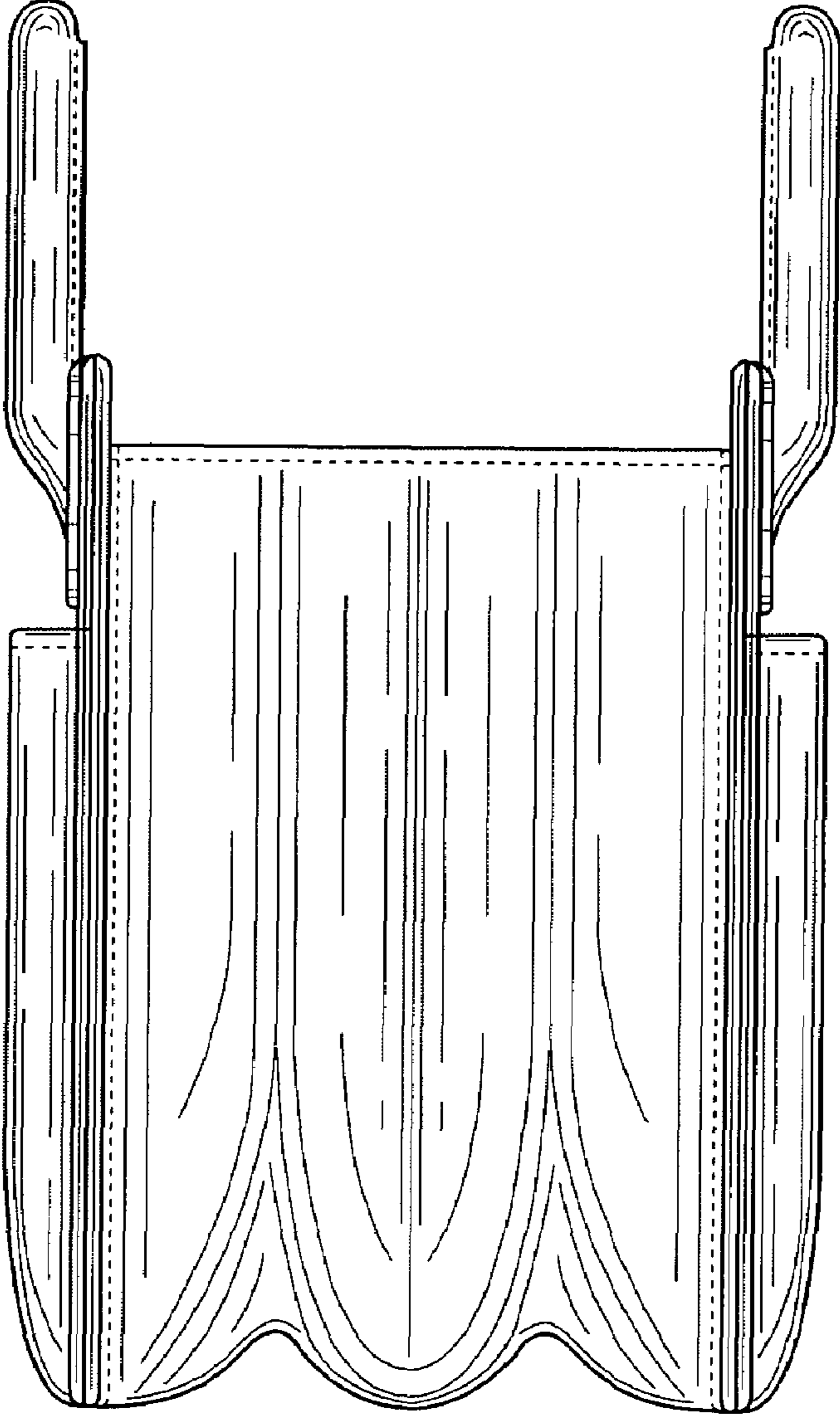


FIG. 6