



US00D580158S

(12) **United States Design Patent**
Belley et al.

(10) **Patent No.:** **US D580,158 S**
(45) **Date of Patent:** **** Nov. 11, 2008**

(54) **FOOTWEAR UPPER**

(75) Inventors: **Manon Belley**, Laval (CA); **Martin W. F. Dean**, St. Albans (GB)

(73) Assignee: **Wolverine World Wide, Inc.**, Rockford, MI (US)

(**) Term: **14 Years**

(21) Appl. No.: **29/293,078**

(22) Filed: **Nov. 7, 2007**

(51) **LOC (8) Cl.** **02-99**

(52) **U.S. Cl.** **D2/970**

(58) **Field of Classification Search** D2/897,
D2/901, 904, 909-912, 946, 970-978; 36/45,
36/50.1, 83, 113, 114, 127, 134, 136, 1.7 R,
36/47.3

See application file for complete search history.

(56) **References Cited**

U.S. PATENT DOCUMENTS

- D39,919 S * 4/1909 Davin D2/912
- D73,597 S * 10/1927 Blair D2/911
- D410,322 S * 6/1999 Davidowitz et al. D2/910
- D433,788 S * 11/2000 Ragland D2/909
- D481,862 S 11/2003 Urie et al.
- D481,863 S 11/2003 Belley et al.
- D482,190 S 11/2003 Belley et al.
- D497,476 S 10/2004 Huard et al.
- D500,583 S * 1/2005 Belley et al. D2/970
- D501,070 S 1/2005 Belley et al.
- D526,113 S * 8/2006 Choi D2/909
- D526,116 S 8/2006 Corbi Rico
- D533,985 S 12/2006 Belley et al.
- D538,524 S 3/2007 Belley et al.
- D539,023 S 3/2007 Belley et al.
- D539,024 S 3/2007 Belley et al.

- D547,046 S 7/2007 Belley et al.
- D550,443 S 9/2007 Belley et al.
- D554,341 S 11/2007 Belley et al.
- D554,345 S 11/2007 Andersen et al.
- D556,996 S 12/2007 Belley et al.

OTHER PUBLICATIONS

- Sebago Spring 2008 Catalog, pp. 38, 39 and 55.*
- Merrell Spring 2008 Catalog, pp. 77 and 95.*
- Hush Puppies Women's Fall 2007 Catalog, pp. 6 and 14.*
- Hush Puppies Women's Fall 1997 Catalog, p. 21.*

* cited by examiner

Primary Examiner—Stella M. Reid
Assistant Examiner—Rashida C McCoy

(74) *Attorney, Agent, or Firm*—Warner Norcross & Judd LLP

(57) **CLAIM**

The ornamental design for footwear upper, as shown and described.

DESCRIPTION

FIG. 1 is a perspective view of the footwear upper embodying the new design;

FIG. 2 is an enlarged top plan view thereof;

FIG. 3 is reduced right side view thereof;

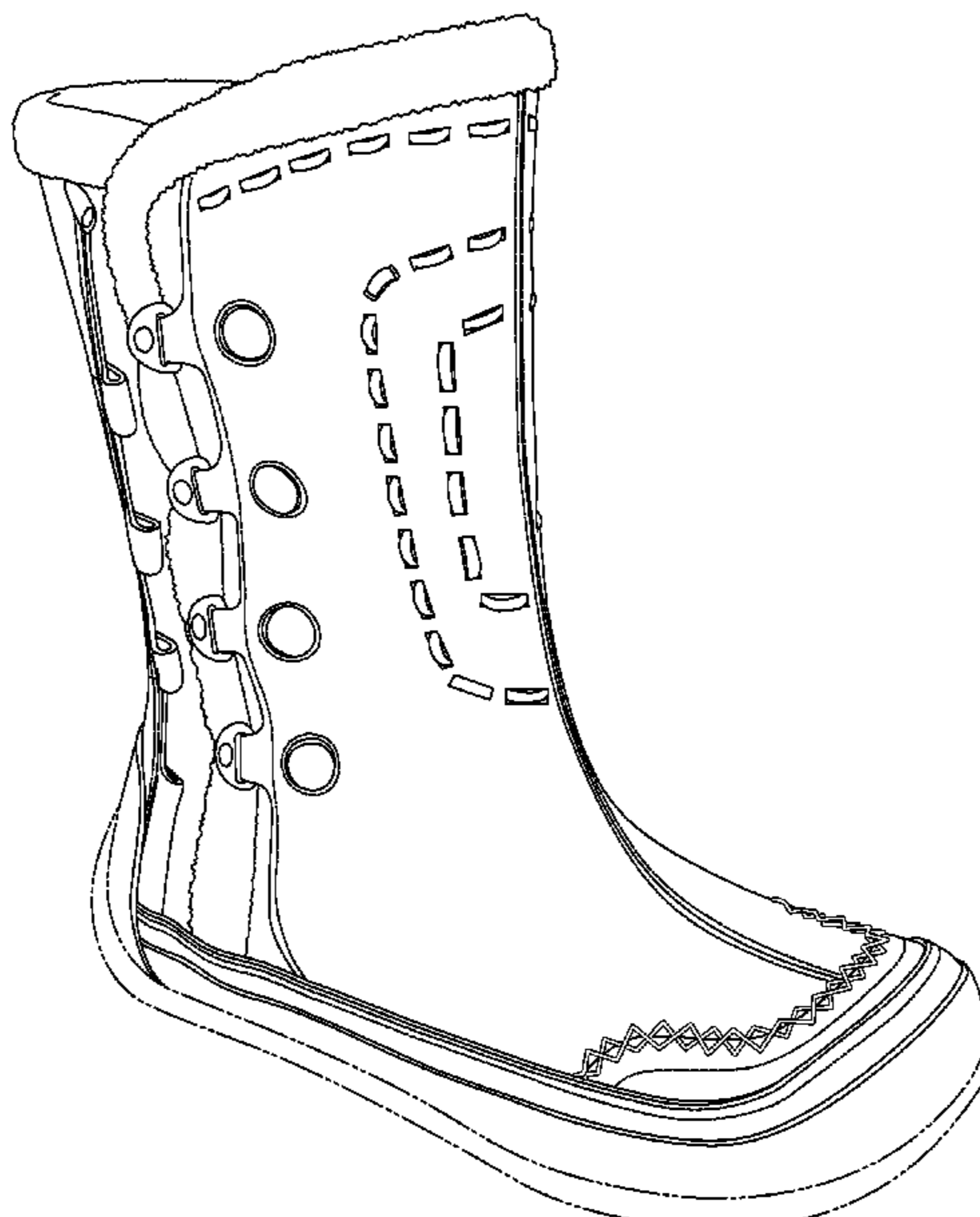
FIG. 4 is reduced left side view thereof;

FIG. 5 is an reduced front view thereof; and,

FIG. 6 is an reduced back view thereof.

FIGS. 1-6 show features of an article of footwear in phantom lines. These features are shown for environmental purposes and do not form any part of the claimed design. Further, the phantom lines immediately adjacent the solid-line portions of the design form the boundary of the design, with the phantom lines forming no part of the claimed design.

1 Claim, 4 Drawing Sheets



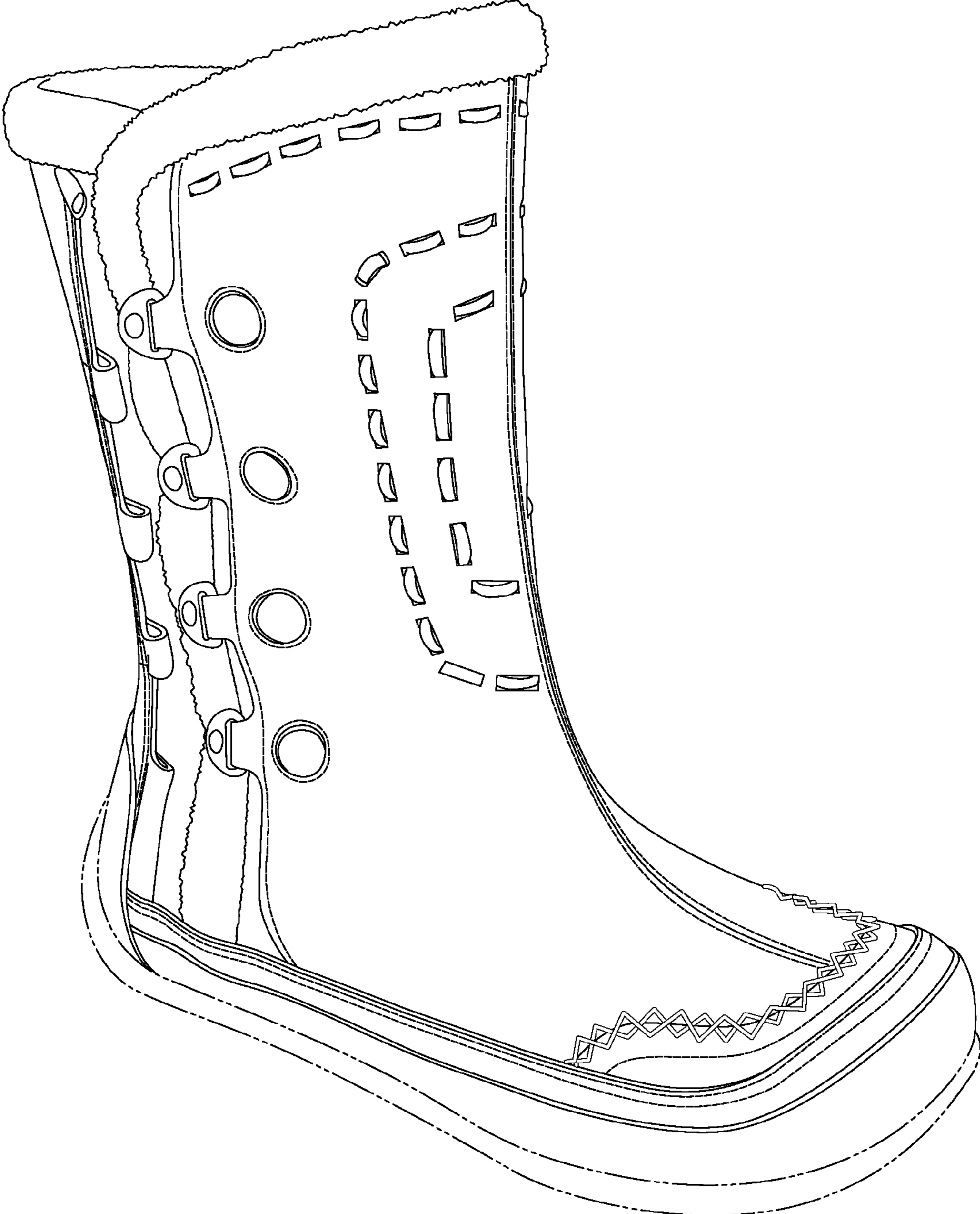


Fig. 1

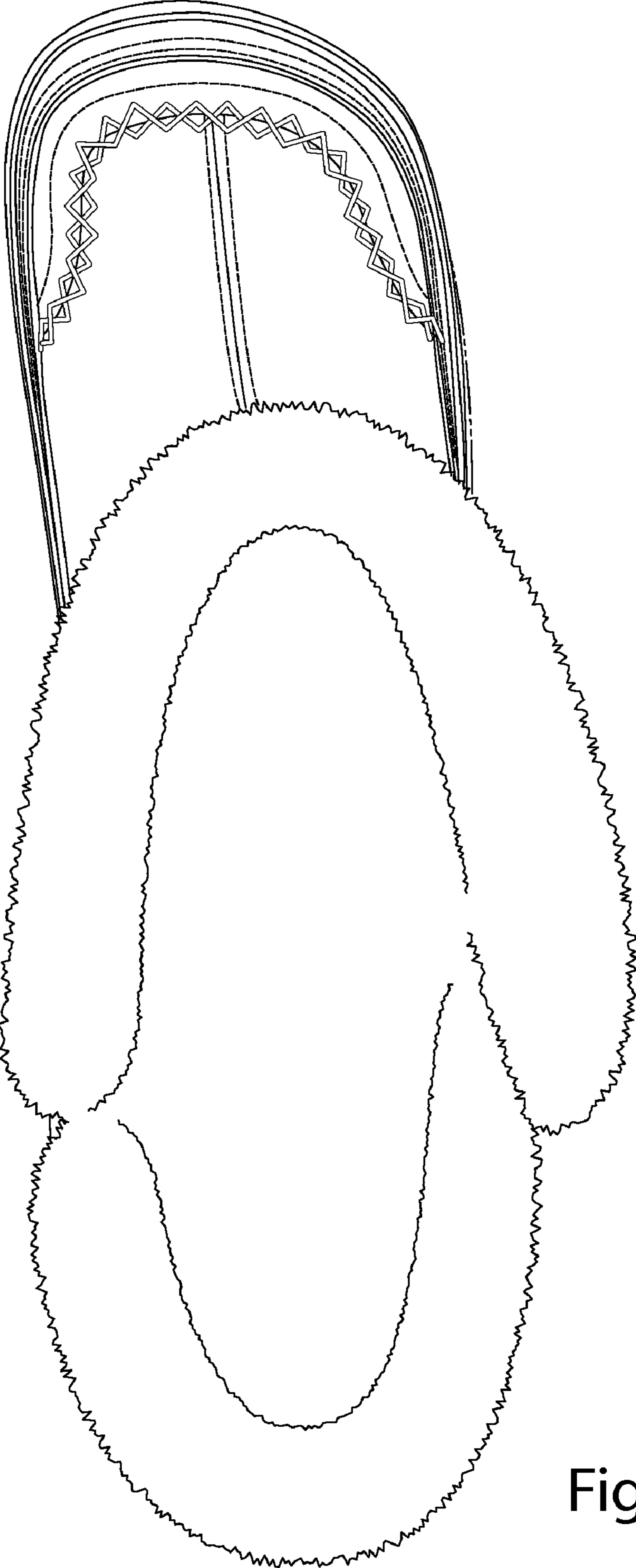


Fig. 2

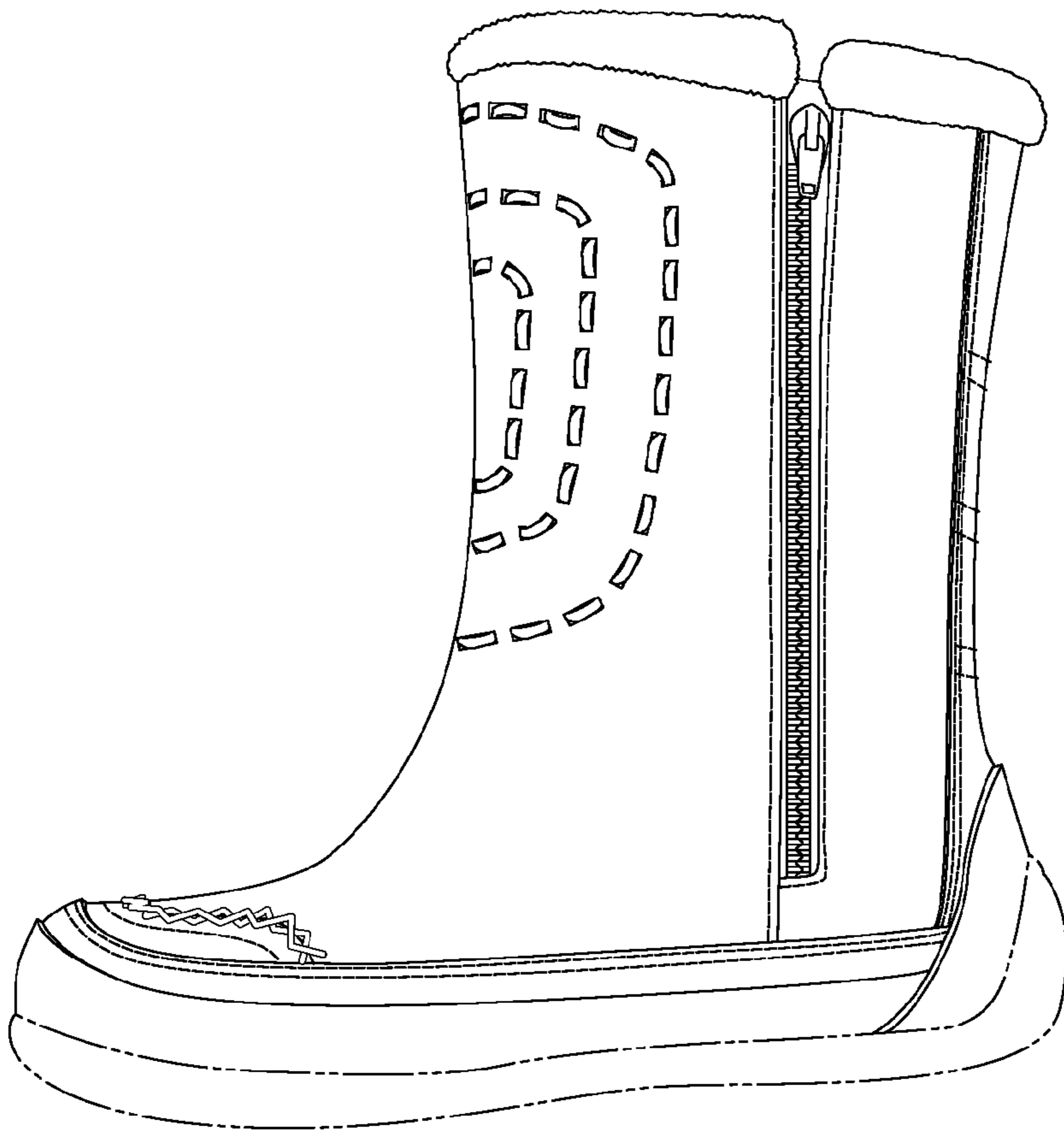


Fig. 3

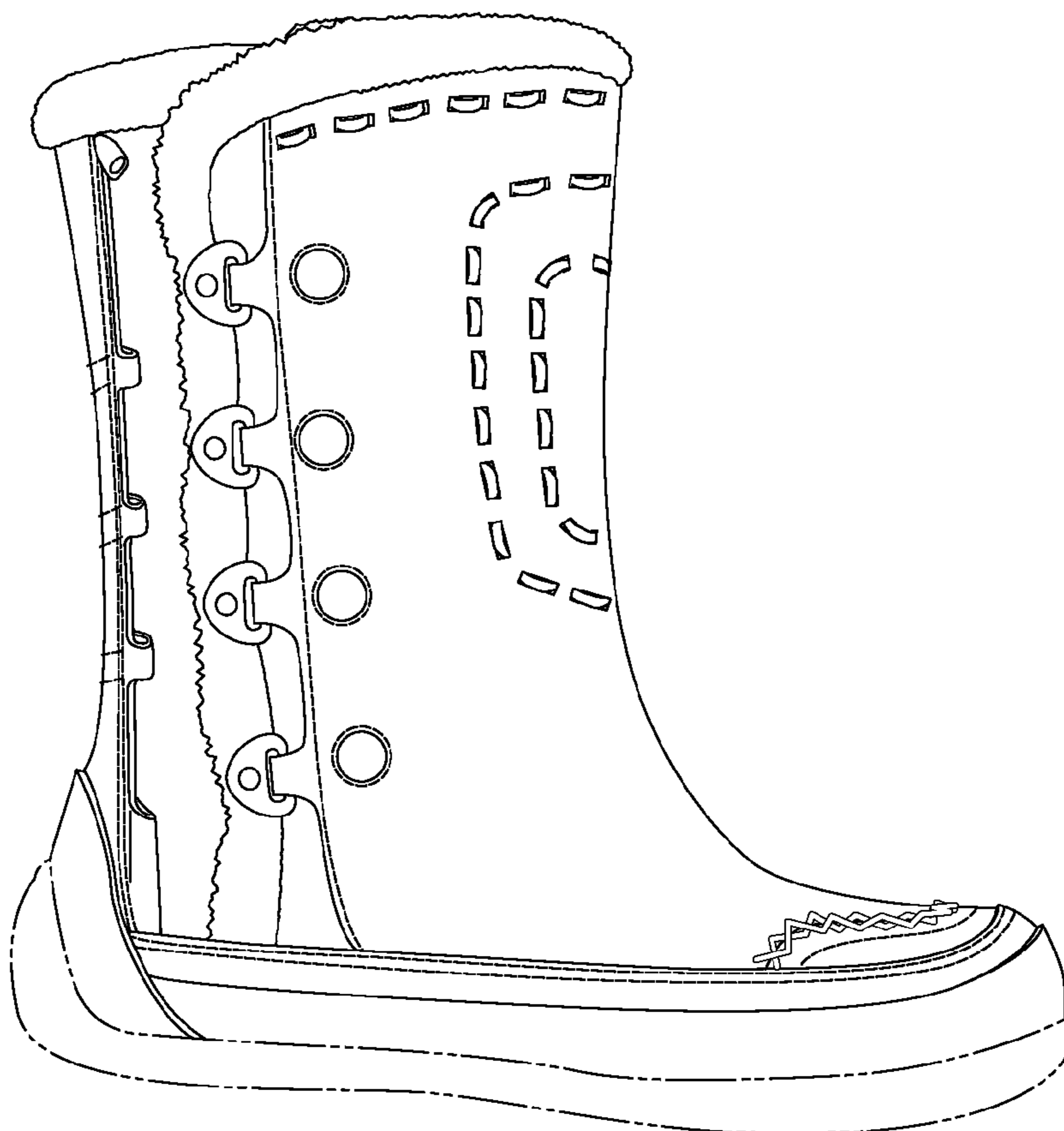


Fig. 4

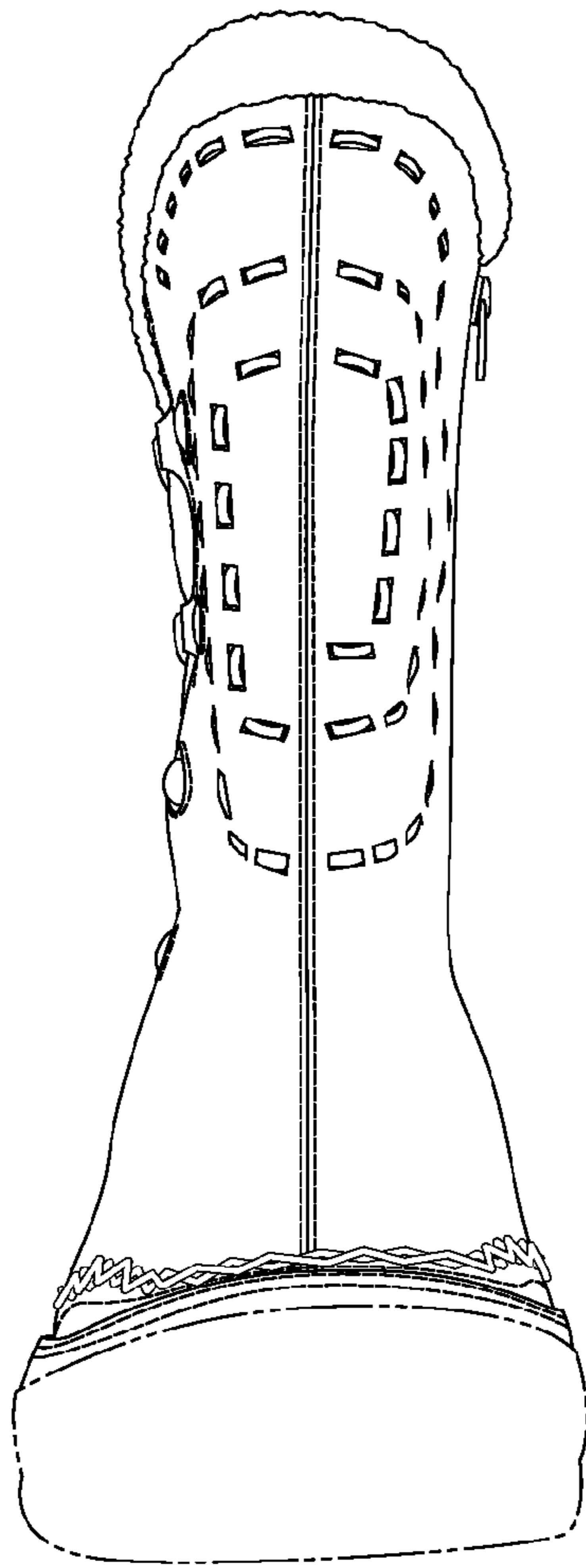


Fig. 5

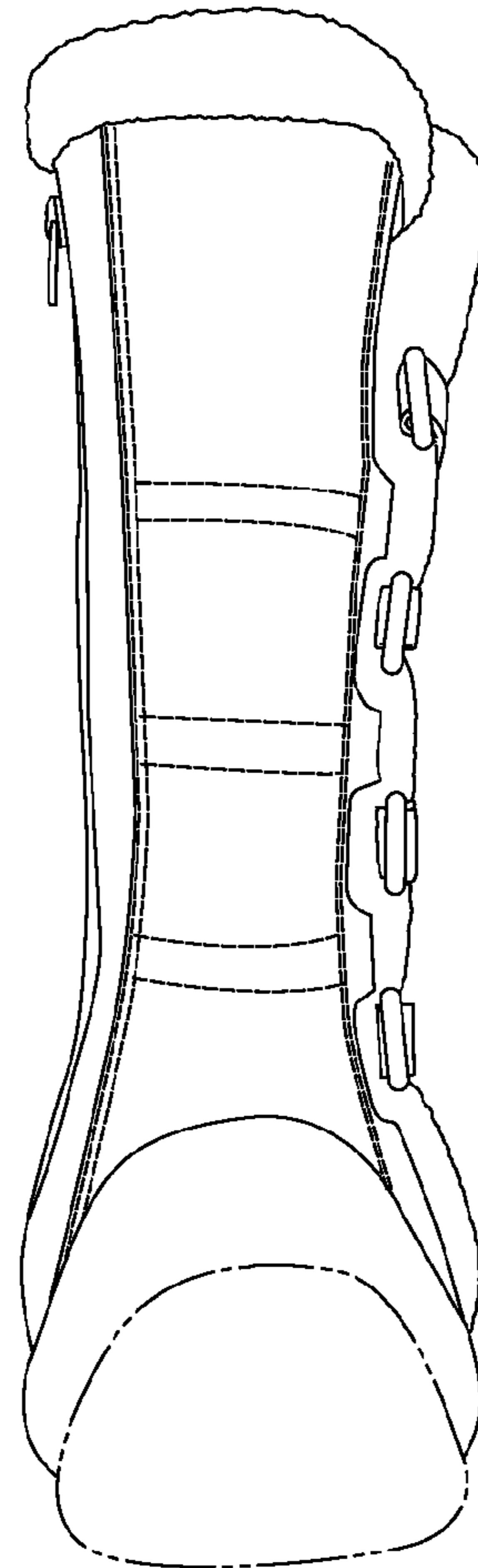


Fig. 6