



US00D580154S

(12) **United States Design Patent**
Matis et al.

(10) **Patent No.:** **US D580,154 S**
(45) **Date of Patent:** **** Nov. 11, 2008**

(54) **FOOTWEAR UPPER**

(75) Inventors: **Clark A. Matis**, Charlotte, VT (US);
Martin W. F. Dean, St. Albans (GB)

(73) Assignee: **Wolverine World Wide, Inc.**, Rockford,
MI (US)

(**) Term: **14 Years**

(21) Appl. No.: **29/293,048**

(22) Filed: **Nov. 7, 2007**

(51) **LOC (8) Cl.** **02-99**

(52) **U.S. Cl.** **D2/969**

(58) **Field of Classification Search** D2/896,
D2/902, 903, 906-910, 943, 944, 946, 969,
D2/972-974; 36/45, 50.1, 77 M, 77 R, 83,
36/88, 113, 114, 126-131

See application file for complete search history.

(56) **References Cited**

U.S. PATENT DOCUMENTS

D345,460 S *	3/1994	Ryder	D2/969
D387,550 S *	12/1997	Ng et al.	D2/969
D449,433 S *	10/2001	Matis et al.	D2/969
D504,560 S	5/2005	Robbins et al.		
D507,864 S	8/2005	Robbins et al.		
D540,017 S	4/2007	Belley et al.		

OTHER PUBLICATIONS

Merrell Spring 2007 Catalog, p. 100.
Merrell Fall 2007 Catalog, pp. 79 and 80.

Hush Puppies Men's Spring 2008 Catalog, pp. 11 and 12.

Bates 1997 Catalog, pp. 9 and 10.

Merrell Spring 2008 Catalog, pp. 55 and 56.

Hytex 2007 Catalog, p. 20.

* cited by examiner

Primary Examiner—Dominic Simone

(74) *Attorney, Agent, or Firm*—Warner Norcross & Judd LLP

(57) **CLAIM**

The ornamental design for footwear upper, as shown and described.

DESCRIPTION

FIG. 1 is a perspective view of the footwear upper embodying the new design;

FIG. 2 is a top view thereof;

FIG. 3 is a right side view thereof;

FIG. 4 is a left side view thereof;

FIG. 5 is a front view thereof; and,

FIG. 6 is a rear view thereof.

FIGS. 1-6 show features of an article of footwear in phantom lines. These features are shown for environmental purposes and do not form any part of the claimed design. Further, the phantom lines immediately adjacent the solid-line portions of the design form the boundary of the design, with the phantom lines forming no part of the claimed design.

1 Claim, 4 Drawing Sheets





Fig. 1

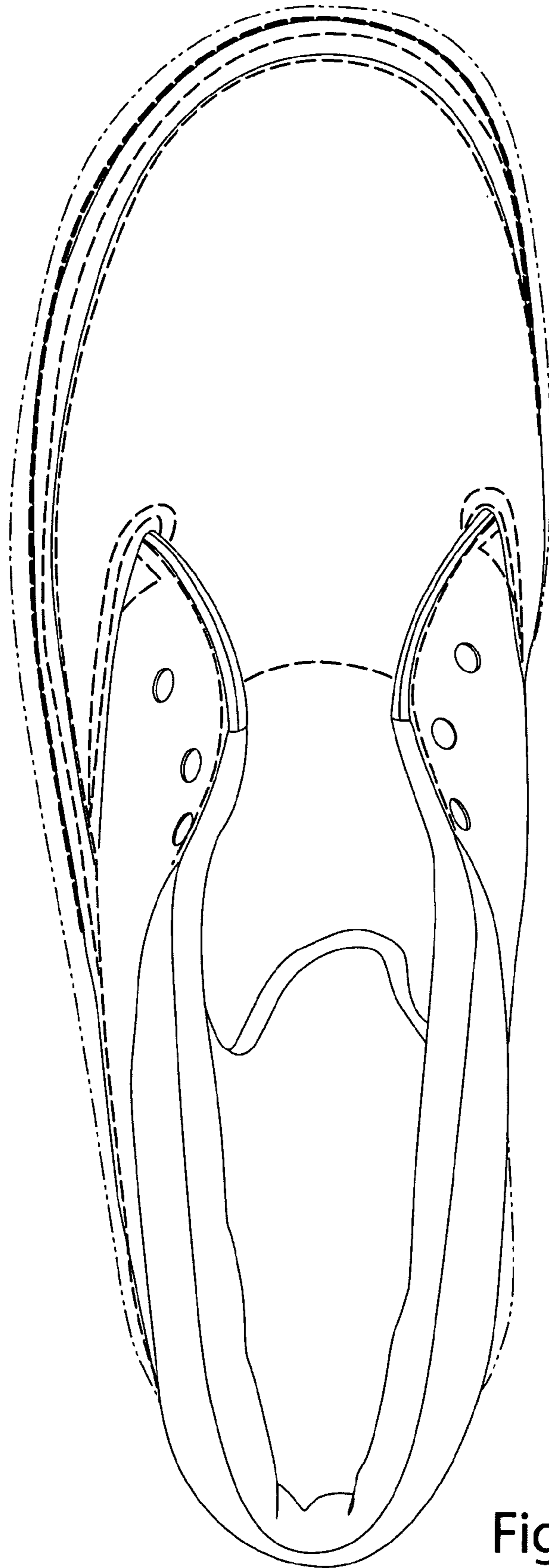


Fig. 2

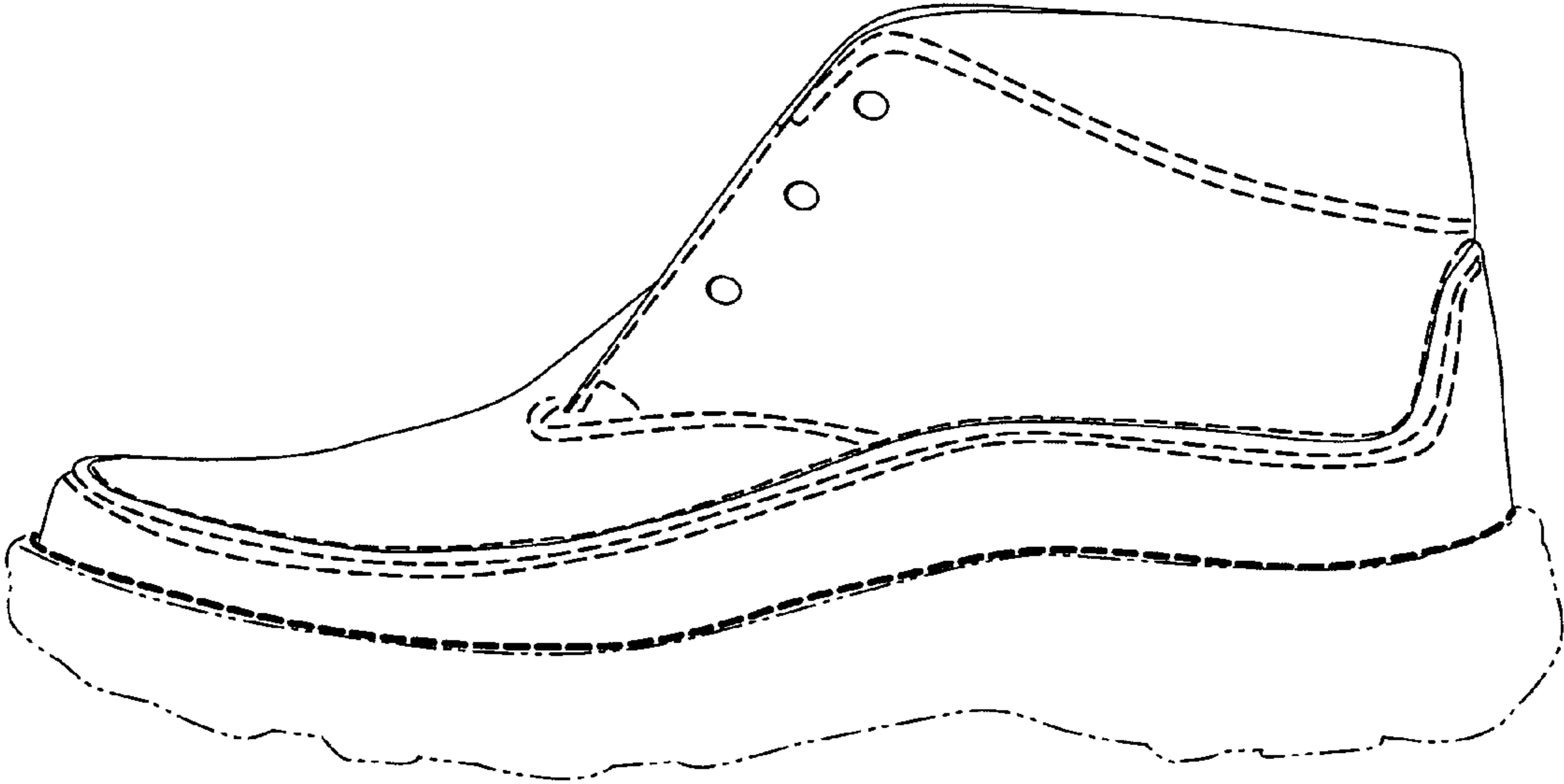


Fig. 3

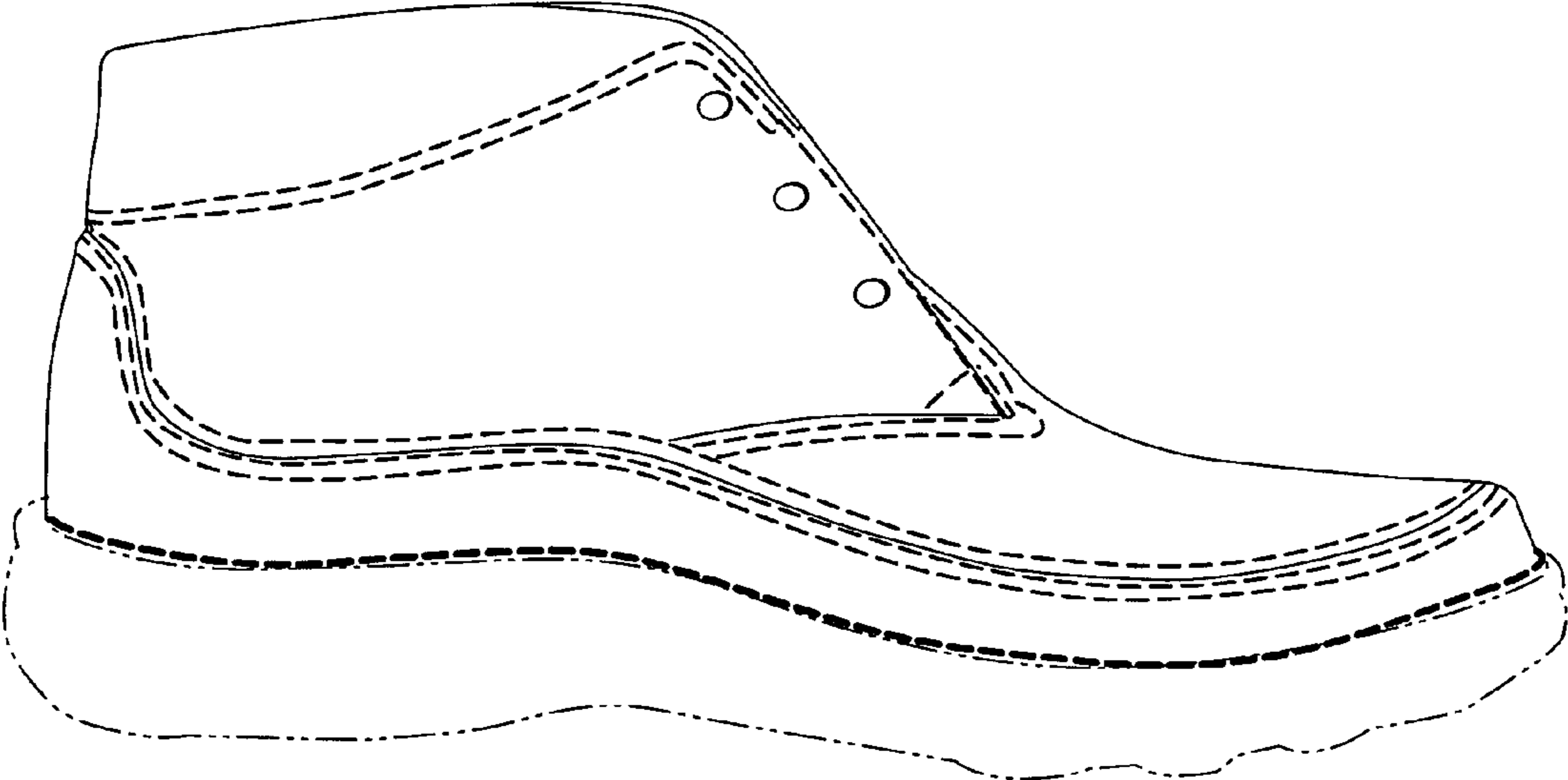


Fig. 4

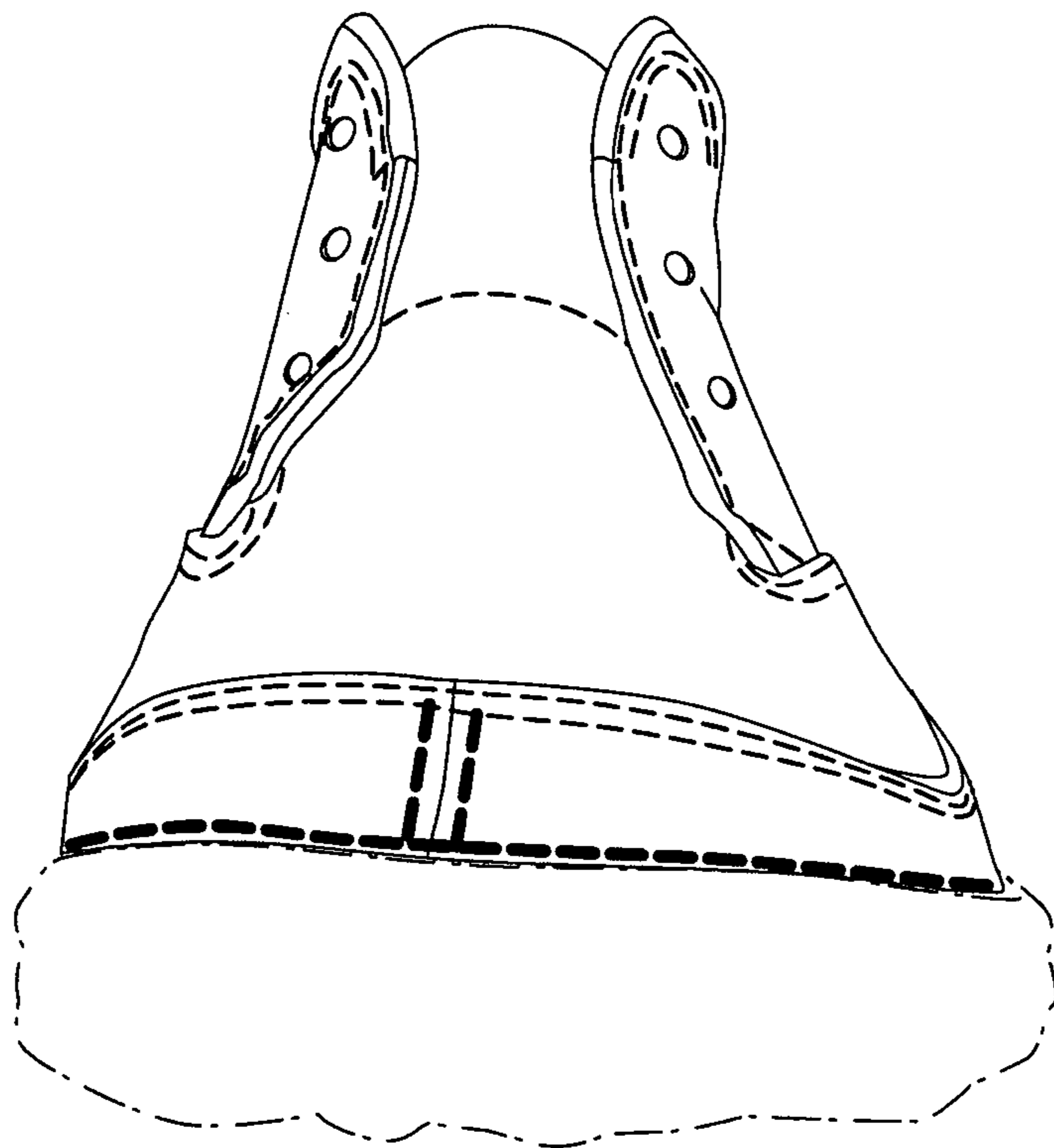


Fig. 5

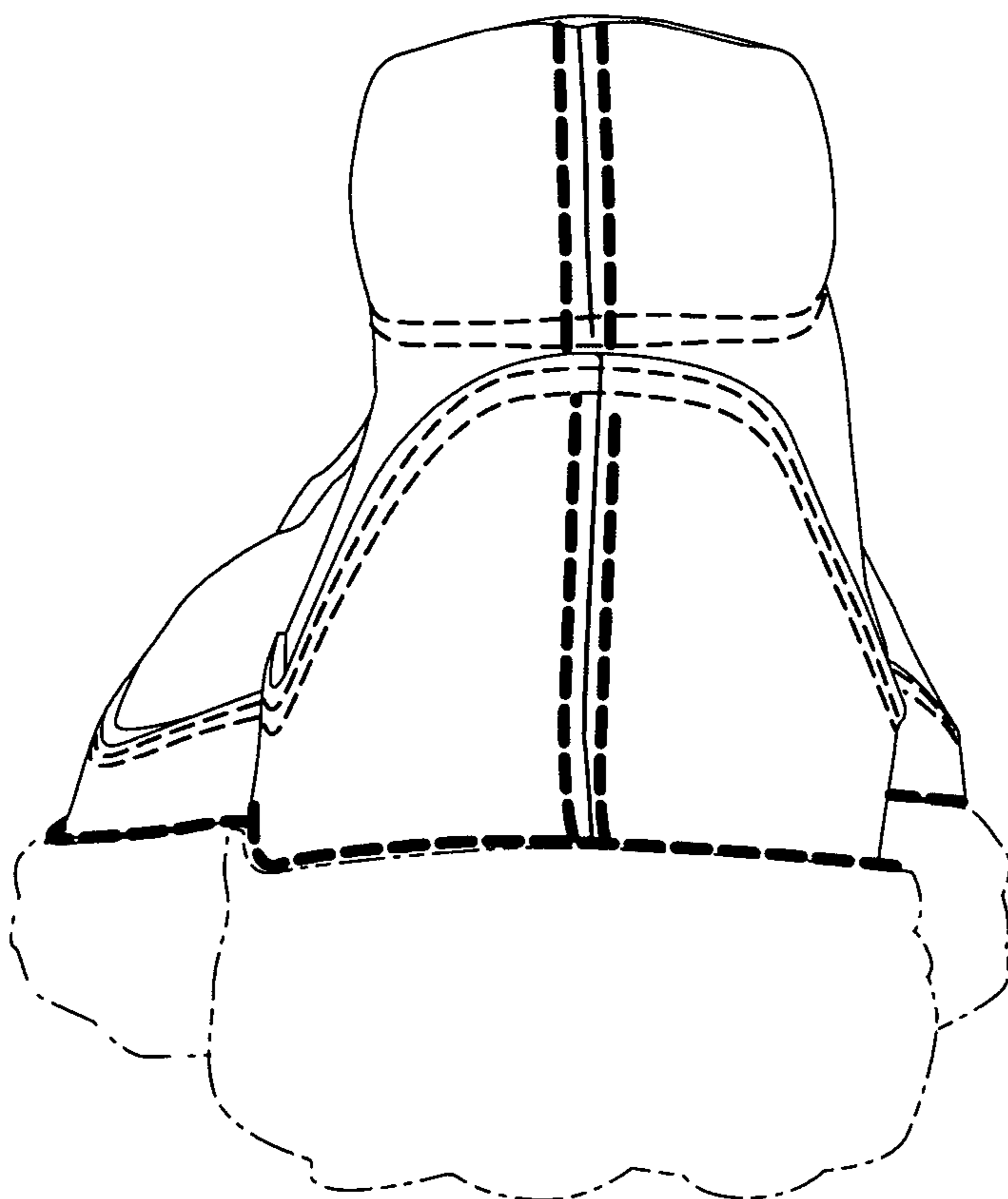


Fig. 6