



US00D580152S

(12) **United States Design Patent**
Duffy

(10) **Patent No.:** **US D580,152 S**
(45) **Date of Patent:** **** Nov. 11, 2008**

(54) **FOOTWEAR UPPER**

(75) Inventor: **Gregg Duffy**, Essex Junction, VT (US)

(73) Assignee: **Wolverine World Wide, Inc.**, Rockford, MI (US)

(**) Term: **14 Years**

(21) Appl. No.: **29/293,045**

(22) Filed: **Nov. 7, 2007**

(51) **LOC (8) Cl.** **02-99**

(52) **U.S. Cl.** **D2/969**

(58) **Field of Classification Search** D2/896,
D2/902, 903, 906-910, 943, 944, 946, 969,
D2/972-974; 36/45, 50.1, 77 M, 77 R, 83,
36/88, 113, 114, 126-131

See application file for complete search history.

(56) **References Cited**

U.S. PATENT DOCUMENTS

D366,951 S *	2/1996	Ho	D2/907
D398,770 S *	9/1998	Lozano	D2/972
D420,501 S *	2/2000	Hlavacs	D2/972
D479,036 S	9/2003	Matis		
D479,037 S	9/2003	Matis		
D479,765 S	9/2003	Matis		
D480,547 S	10/2003	Matis et al.		
D480,549 S	10/2003	Matis et al.		
D480,551 S	10/2003	Matis et al.		
D487,337 S	3/2004	Rogers		
D487,338 S	3/2004	Matis et al.		
D487,958 S	4/2004	Matis et al.		
D487,960 S	4/2004	Bandini et al.		
D501,071 S	1/2005	Balley et al.		
D503,266 S	3/2005	Schoenborn et al.		
D503,268 S	3/2005	Belley et al.		
D504,214 S	4/2005	Schoenborn et al.		

D504,999 S	5/2005	Robbins et al.		
D514,298 S	2/2006	Le		
D514,299 S *	2/2006	Ardissono et al.	D2/969
D528,772 S *	9/2006	Portzline	D2/972
D530,503 S *	10/2006	Schambra	D2/972
D543,682 S	6/2007	Matis et al.		
D545,546 S	7/2007	Schoenborn et al.		
D545,549 S	7/2007	Schoenborn et al.		
D546,043 S	7/2007	Belley et al.		

OTHER PUBLICATIONS

Merrell Spring 2008 Catalog, pp. 20, 21 and 22.

* cited by examiner

Primary Examiner—Dominic Simone

(74) *Attorney, Agent, or Firm*—Warner Norcross & Judd LLP

(57) **CLAIM**

The ornamental design for footwear upper, as shown and described.

DESCRIPTION

FIG. 1 is a perspective view of the footwear upper embodying the new design;

FIG. 2 is a top view thereof;

FIG. 3 is a right side view thereof;

FIG. 4 is a left side view thereof;

FIG. 5 is a front view thereof; and,

FIG. 6 is a rear view thereof.

FIGS. 1-6 show features of an article of footwear in phantom lines. These features are shown for environmental purposes and do not form any part of the claimed design. Further, the phantom lines immediately adjacent the solid-line portions of the design form the boundary of the design, with the phantom lines forming no part of the claimed design.

1 Claim, 4 Drawing Sheets






Fig.1

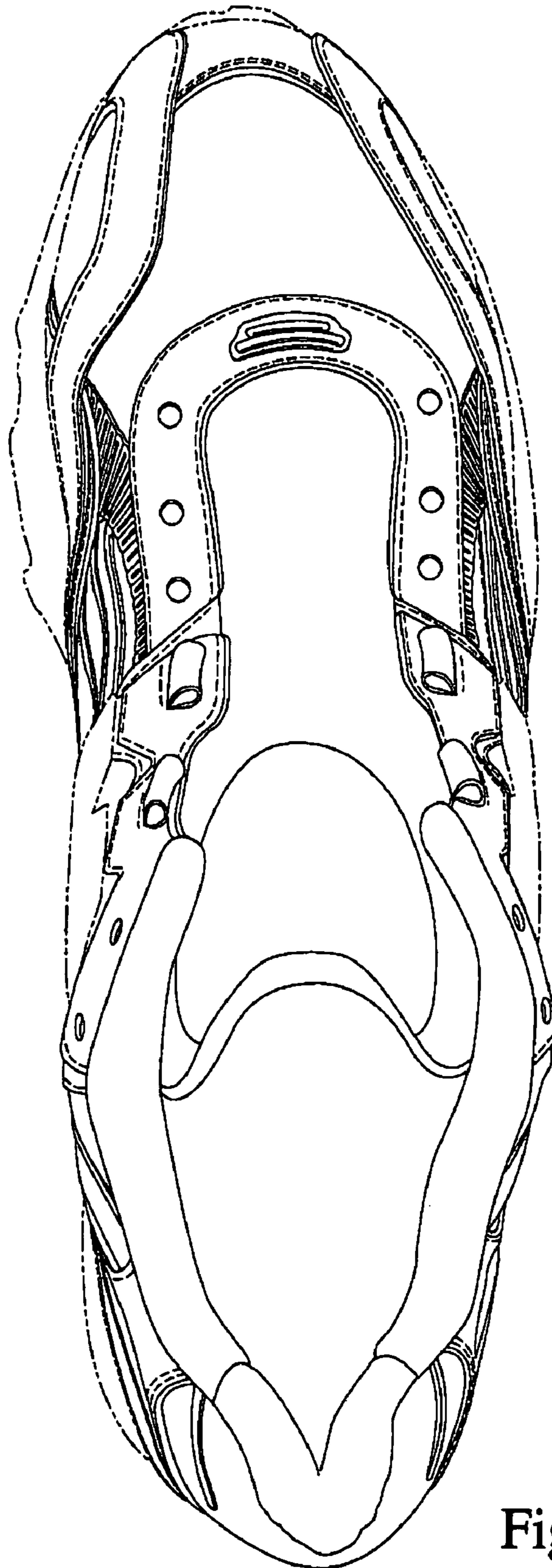


Fig.2

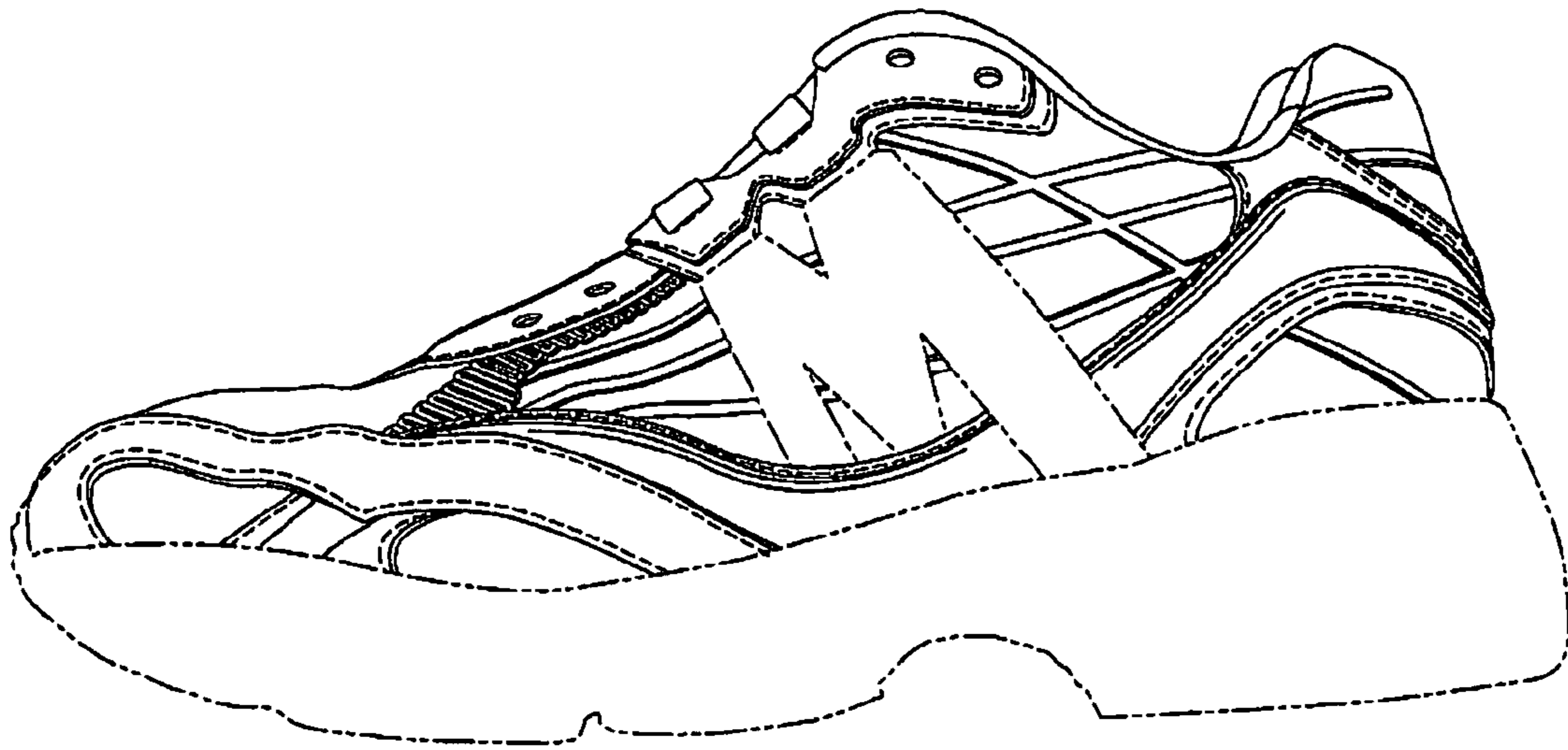


Fig.3




Fig.4

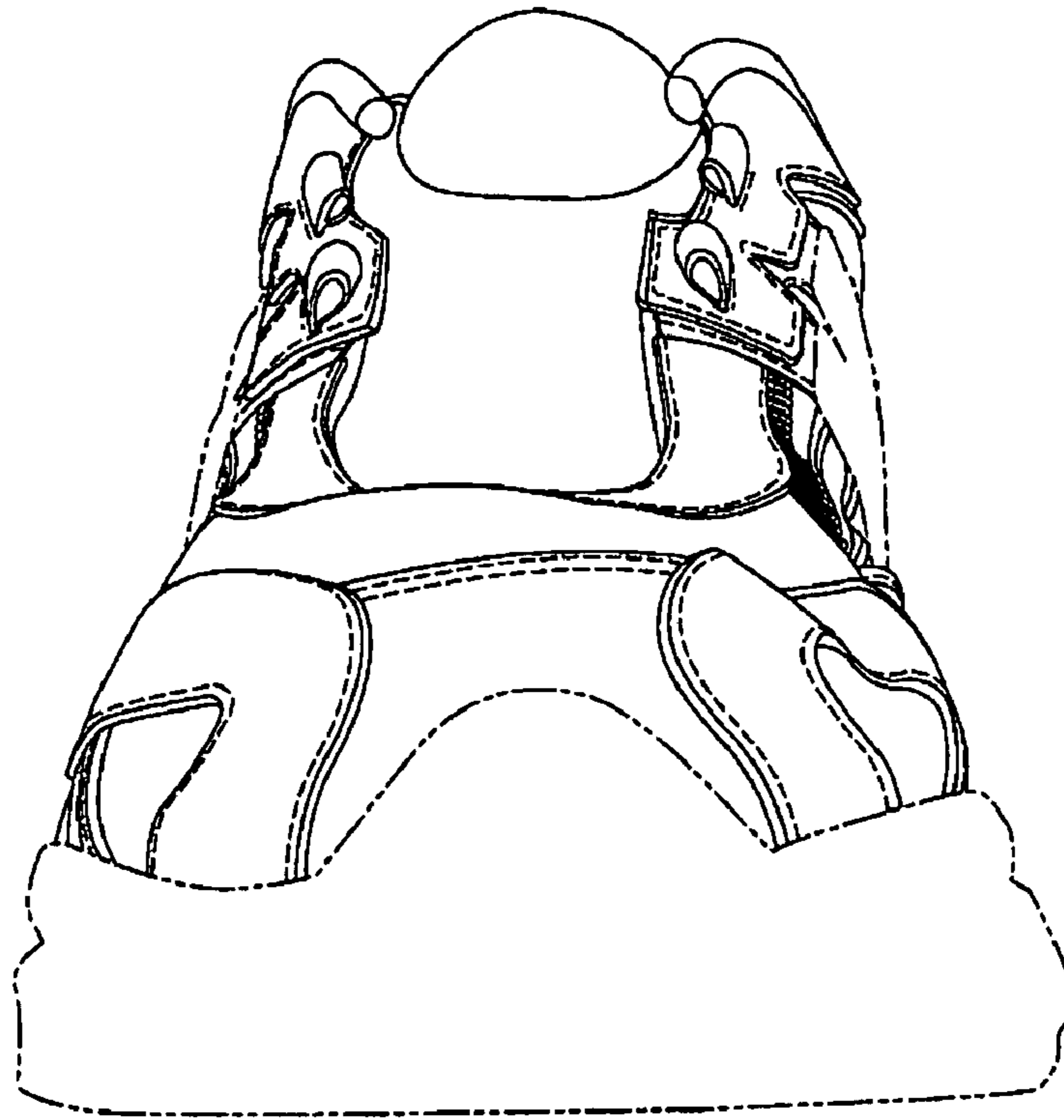


Fig.5

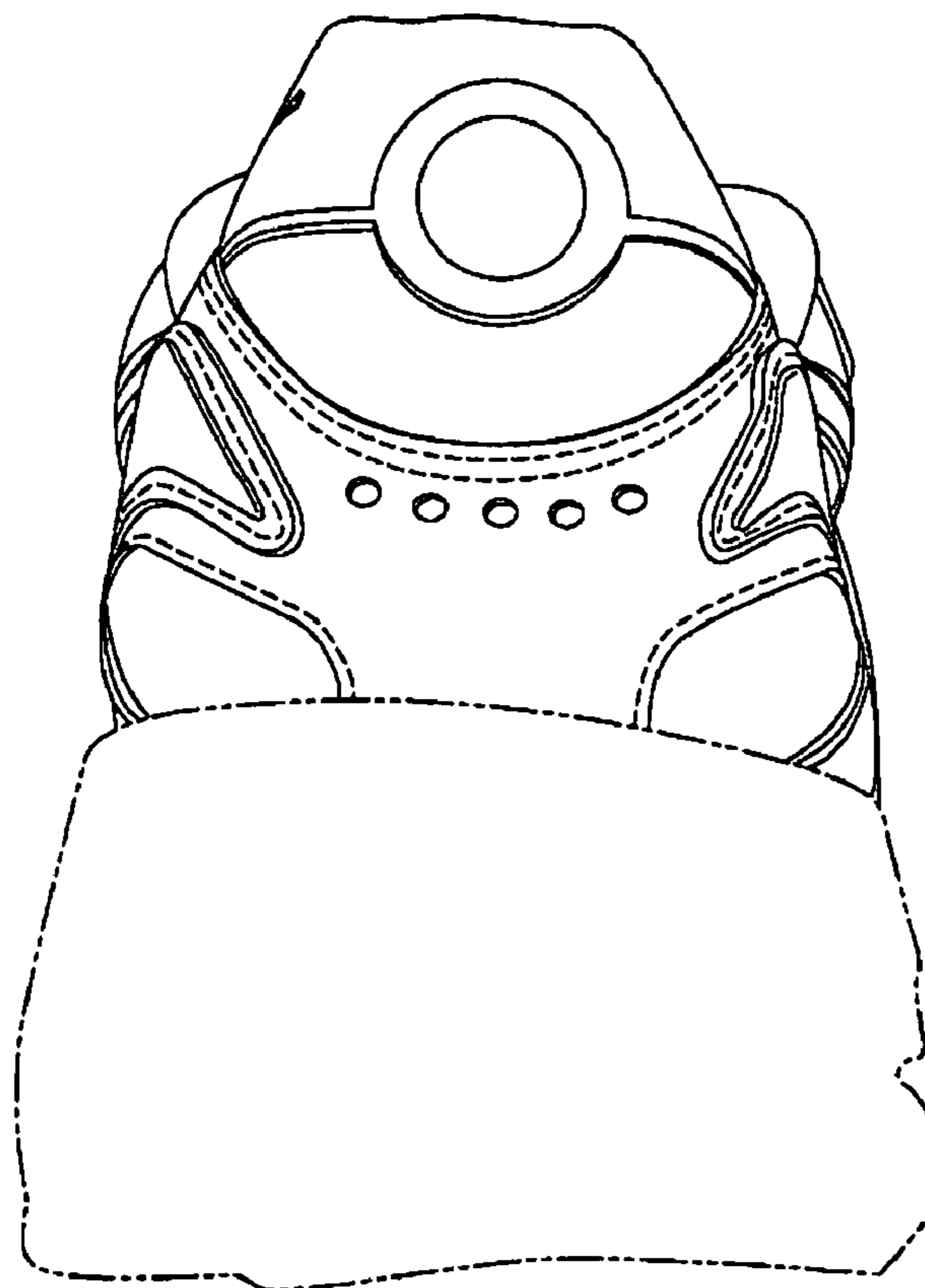


Fig.6