



US00D580151S

(12) **United States Design Patent**  
**Banik**

(10) **Patent No.:** **US D580,151 S**

(45) **Date of Patent:** **\*\* Nov. 11, 2008**

(54) **FOOTWEAR UPPER**

D534,339 S 1/2007 Matis et al.  
D538,021 S 3/2007 Matis et al.

(75) Inventor: **Gary J. Banik**, Boulder, CO (US)

**OTHER PUBLICATIONS**

(73) Assignee: **Wolverine World Wide, Inc.**, Rockford, MI (US)

Merrell Spring 2008 Catalog, pp. 5, 6, 10, 42 and 43.

\* cited by examiner

(\*\*) Term: **14 Years**

*Primary Examiner*—Dominic Simone

(74) *Attorney, Agent, or Firm*—Warner Norcross & Judd LLP

(21) Appl. No.: **29/293,042**

(22) Filed: **Nov. 7, 2007**

(57) **CLAIM**

(51) **LOC (8) Cl.** ..... **02-99**

The ornamental design for footwear upper, as shown and described.

(52) **U.S. Cl.** ..... **D2/969**

(58) **Field of Classification Search** ..... D2/896,  
D2/902, 903, 906–910, 943, 944, 946, 969,  
D2/972–974; 36/45, 50.1, 77 M, 77 R, 83,  
36/88, 113, 114, 126–131

**DESCRIPTION**

See application file for complete search history.

FIG. 1 is a perspective view of the footwear upper embodying the new design;

FIG. 2 is a top view thereof;

FIG. 3 is a right side view thereof;

FIG. 4 is a left side view thereof;

FIG. 5 is a front view thereof; and,

FIG. 6 is a rear view thereof.

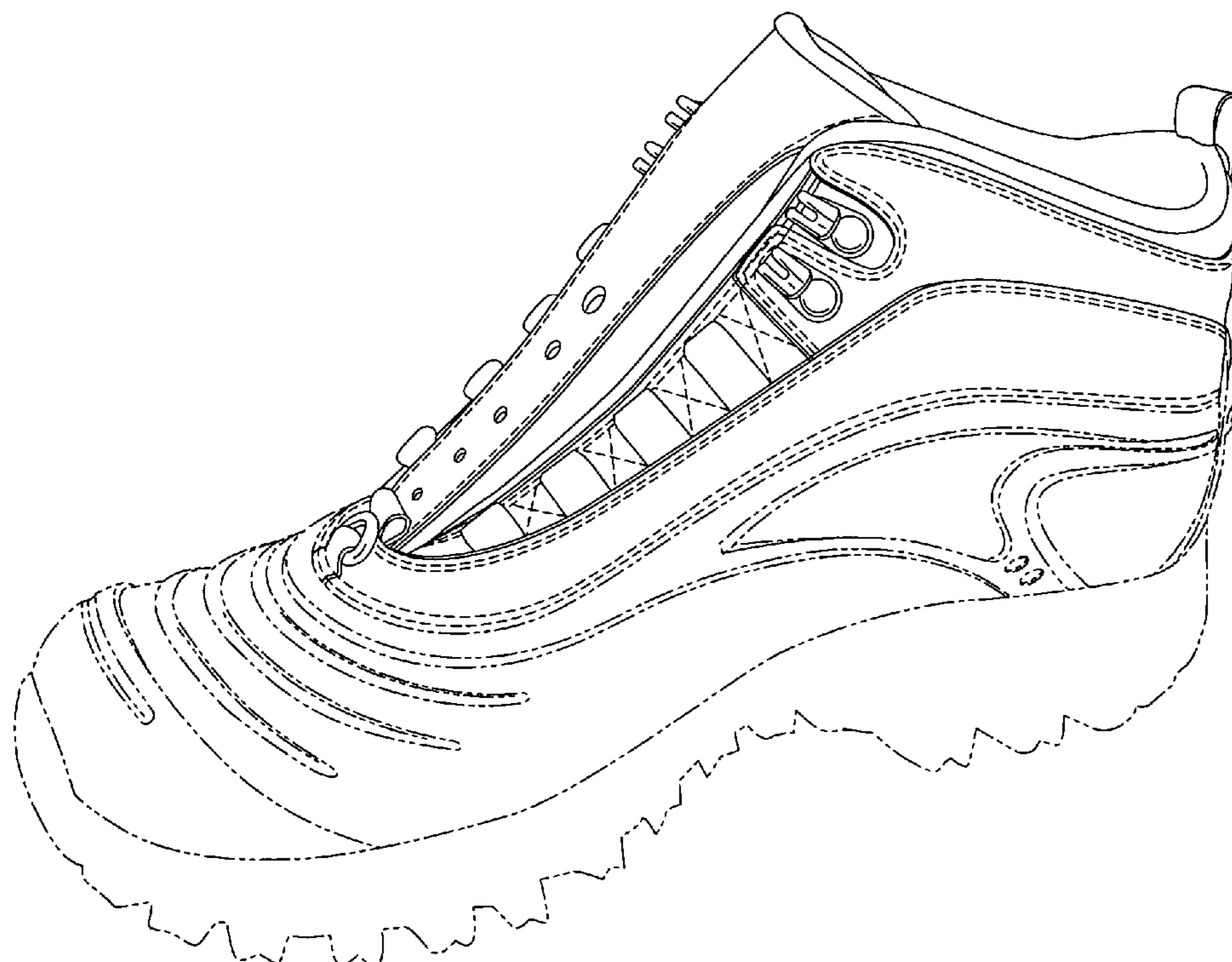
(56) **References Cited**

**U.S. PATENT DOCUMENTS**

D336,766 S *	6/1993	Sjosward	.....	D2/902
D440,387 S *	4/2001	Matis et al.	.....	D2/970
D441,523 S *	5/2001	Matis et al.	.....	D2/970
D447,618 S	9/2001	Matis et al.		
D497,476 S	10/2004	Huard et al.		
D513,554 S	1/2006	Matis et al.		
D520,217 S	5/2006	Kim		
D520,222 S *	5/2006	Matis et al.	.....	D2/969
D524,020 S	7/2006	Matis et al.		
D526,770 S *	8/2006	Hull	.....	D2/972

FIGS. 1–6 show features of an article of footwear in phantom lines. These features are shown for environmental purposes and do not form any part of the claimed design. Further, the phantom lines immediately adjacent the solid-line portions of the design form the boundary of the design, with the phantom lines forming no part of the claimed design.

**1 Claim, 4 Drawing Sheets**



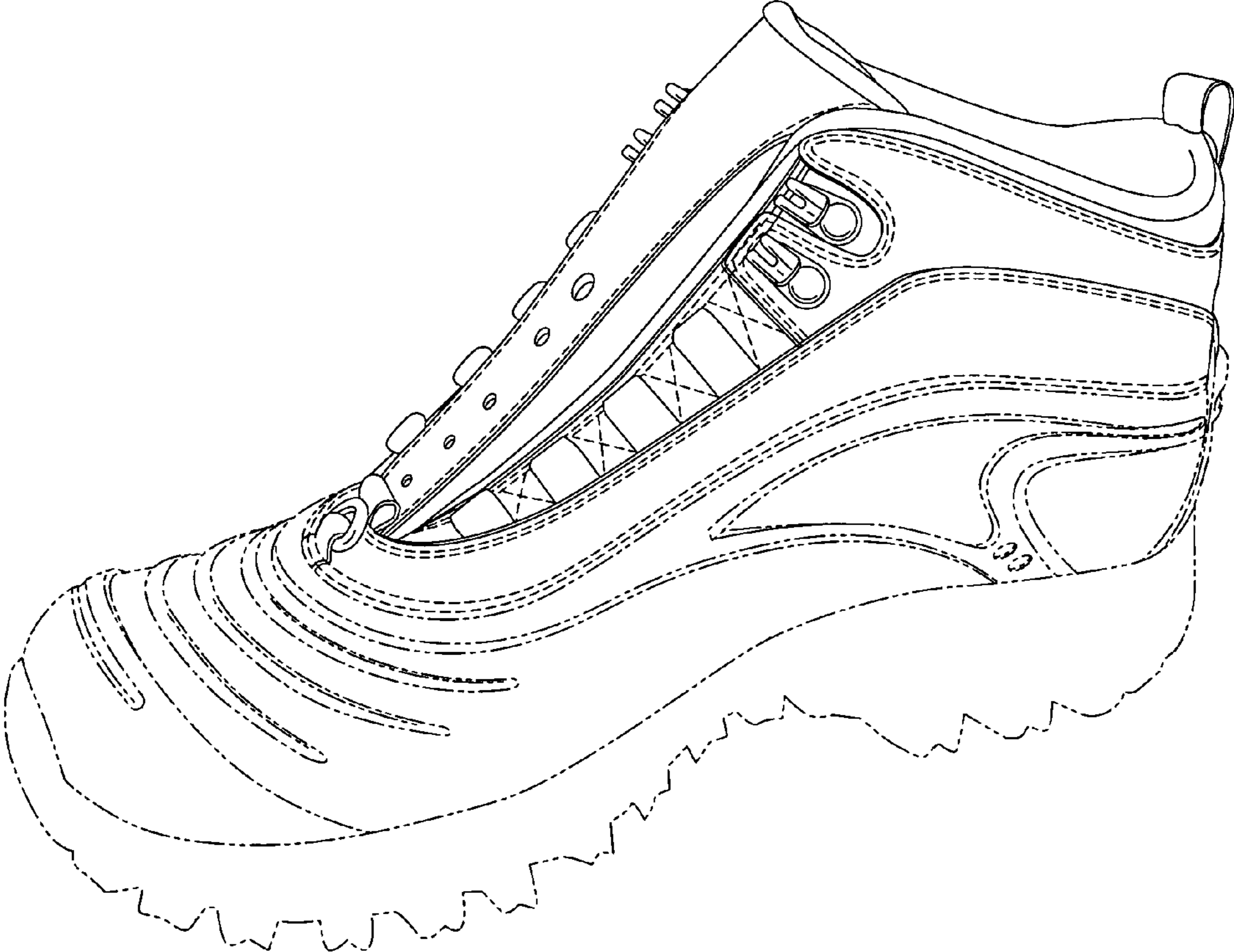


Fig.1

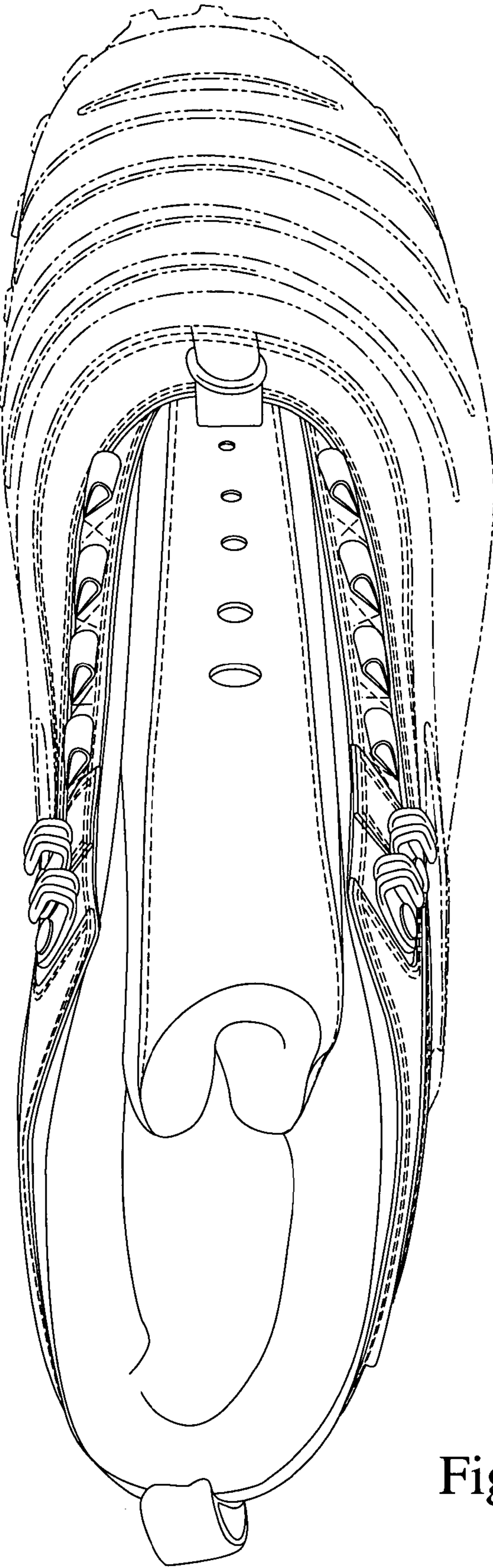


Fig.2



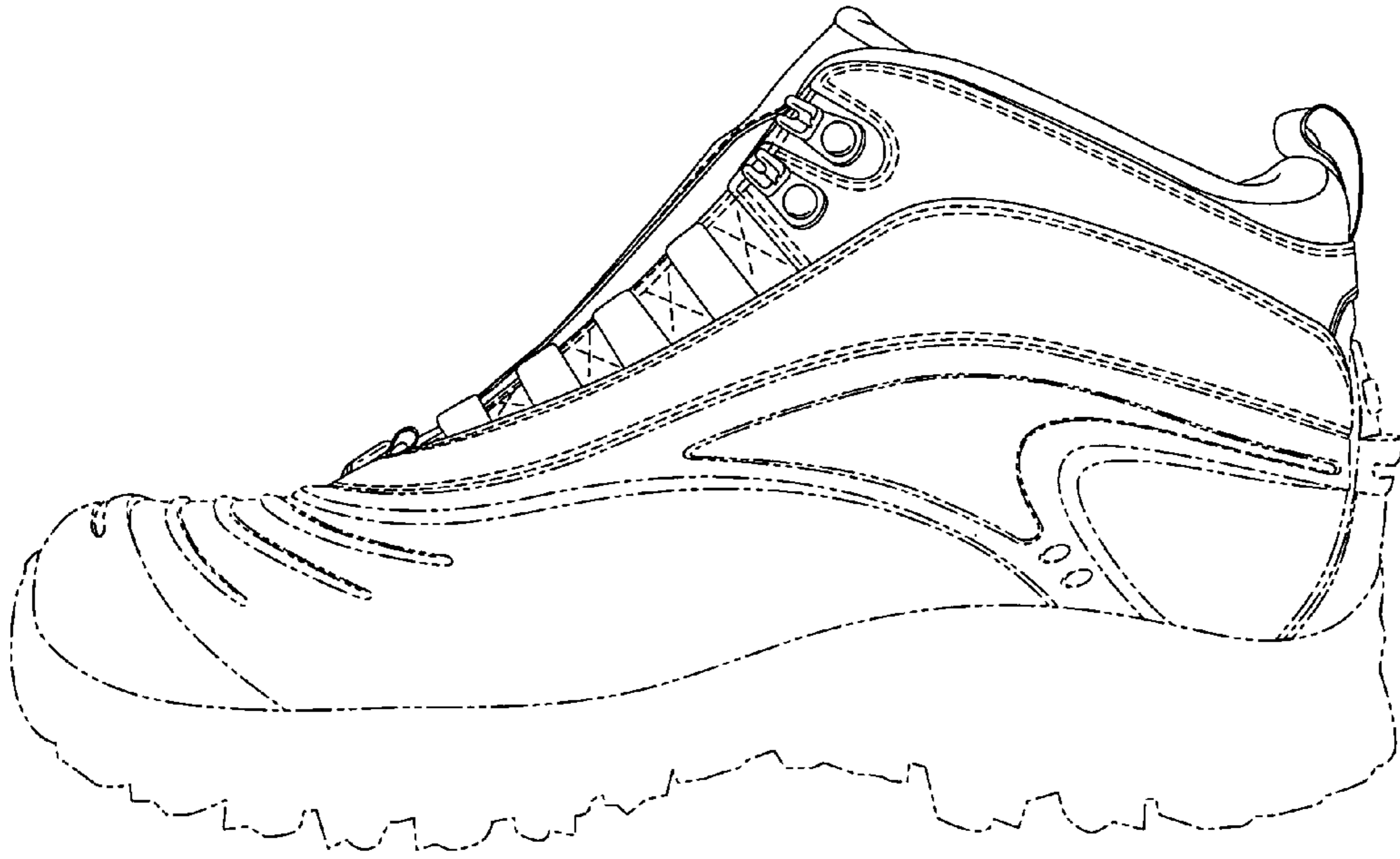


Fig.3




Fig.4

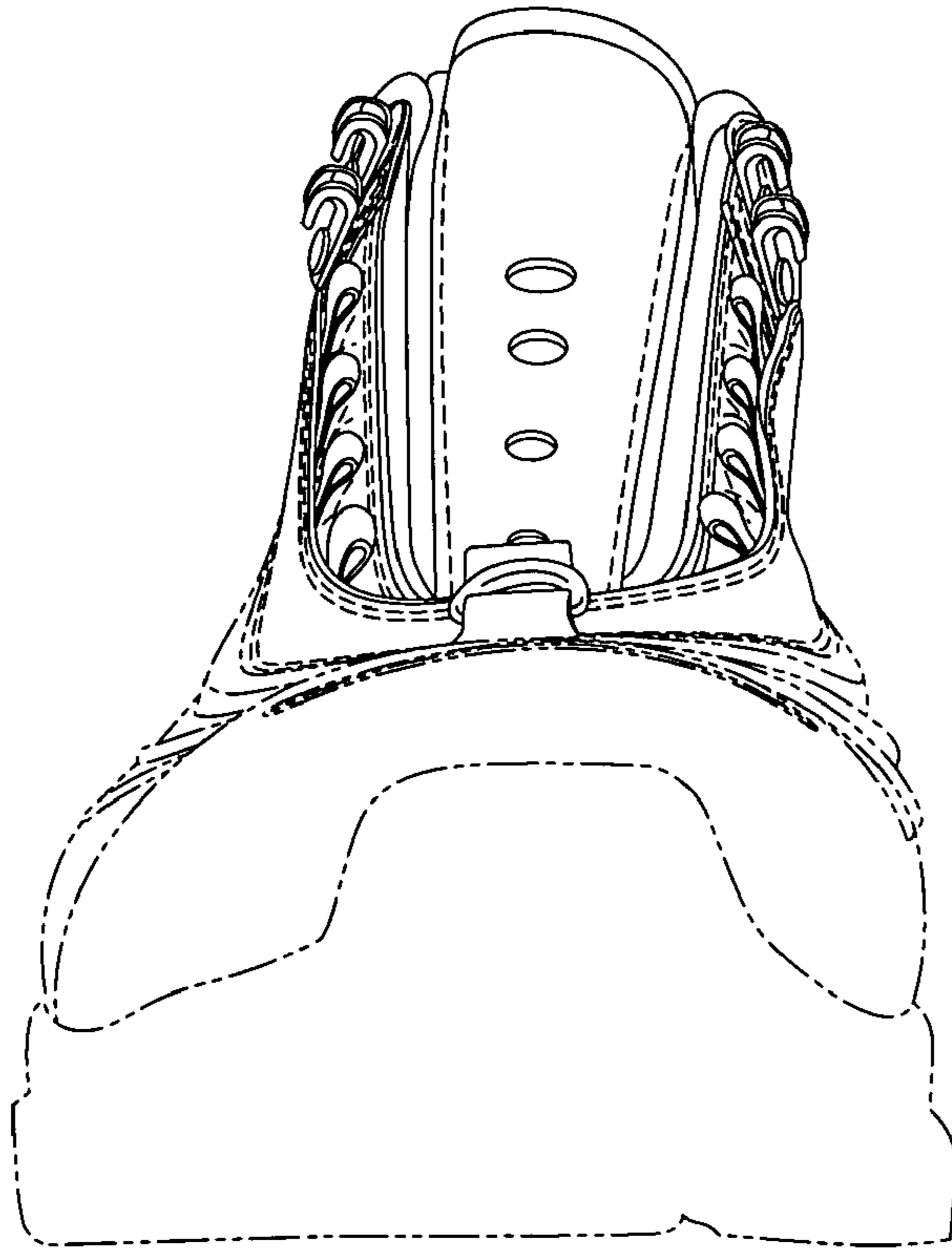


Fig.5

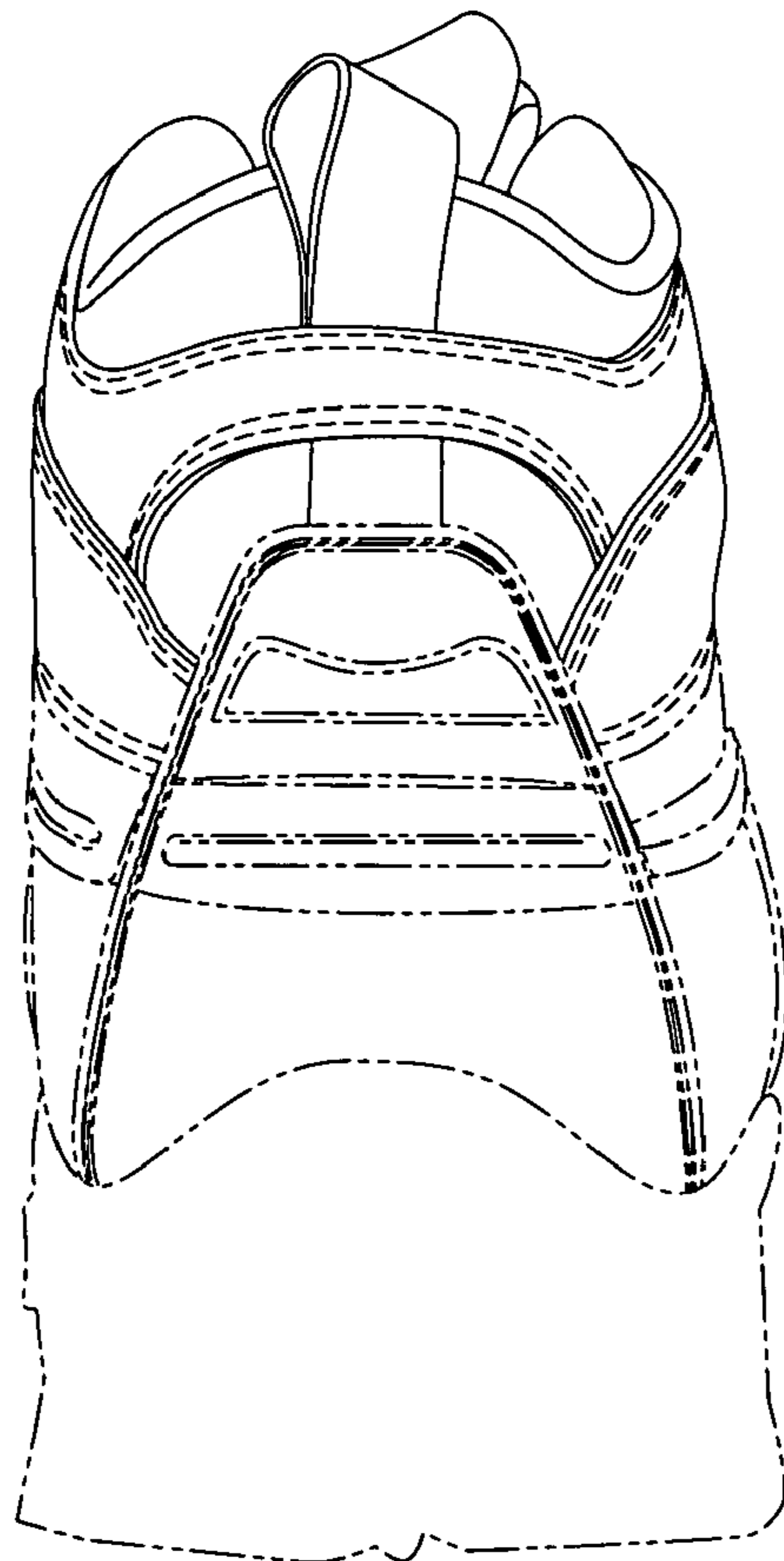


Fig.6