



US00D580148S

(12) **United States Design Patent**
Schoenborn

(10) **Patent No.:** **US D580,148 S**

(45) **Date of Patent:** **** Nov. 11, 2008**

(54) **FOOTWEAR UPPER**

(75) Inventor: **Mary L. Schoenborn**, Rockford, MI
(US)

(73) Assignee: **Wolverine World Wide, Inc.**, Rockford,
MI (US)

(**) Term: **14 Years**

(21) Appl. No.: **29/293,032**

(22) Filed: **Nov. 7, 2007**

(51) **LOC (8) Cl.** **02-99**

(52) **U.S. Cl.** **D2/969**

(58) **Field of Classification Search** D2/896,
D2/902, 903, 906-910, 943, 944, 946, 969,
D2/972-974; 36/45, 50.1, 77 M, 77 R, 83,
36/88, 113, 114, 126-131

See application file for complete search history.

(56) **References Cited**

U.S. PATENT DOCUMENTS

D301,935 S *	7/1989	Jonah	D2/969
D304,128 S *	10/1989	Kolman et al.	D2/969
D412,776 S *	8/1999	Biedermann	D2/903
D413,718 S *	9/1999	Lupo	D2/972
D456,985 S *	5/2002	Clegg	D2/972
D475,186 S *	6/2003	Shea et al.	D2/969
D482,855 S *	12/2003	Magro	D2/969
D486,630 S *	2/2004	Robbins	D2/969
D499,875 S *	12/2004	Lozano	D2/972
D507,864 S *	8/2005	Robbins et al.	D2/969
D508,603 S *	8/2005	Newson	D2/972
D511,884 S *	11/2005	Hatfield	D2/972
D514,299 S *	2/2006	Ardissono et al.	D2/969

D528,772 S *	9/2006	Portzline	D2/972
D538,021 S	3/2007	Matis et al.		
D538,025 S	3/2007	Belley et al.		
D539,017 S	3/2007	Matis et al.		
D546,044 S	7/2007	Matis et al.		
D561,448 S *	2/2008	Hickman	D2/969

OTHER PUBLICATIONS

Merrell Spring 2008 Catalog, pp. 32 and 33.

* cited by examiner

Primary Examiner—Dominic Simone

(74) *Attorney, Agent, or Firm*—Warner Norcross & Judd LLP

(57) **CLAIM**

The ornamental design for footwear upper, as shown and described.

DESCRIPTION

FIG. 1 is a perspective view of the footwear upper embodying the new design;

FIG. 2 is a top view thereof;

FIG. 3 is a right side view thereof;

FIG. 4 is a left side view thereof;

FIG. 5 is a front view thereof; and,

FIG. 6 is a rear view thereof.

FIGS. 1-6 show features of an article of footwear in phantom lines. These features are shown for environmental purposes and do not form any part of the claimed design. Further, the phantom lines immediately adjacent the solid-line portions of the design form the boundary of the design, with the phantom lines forming no part of the claimed design.

1 Claim, 4 Drawing Sheets

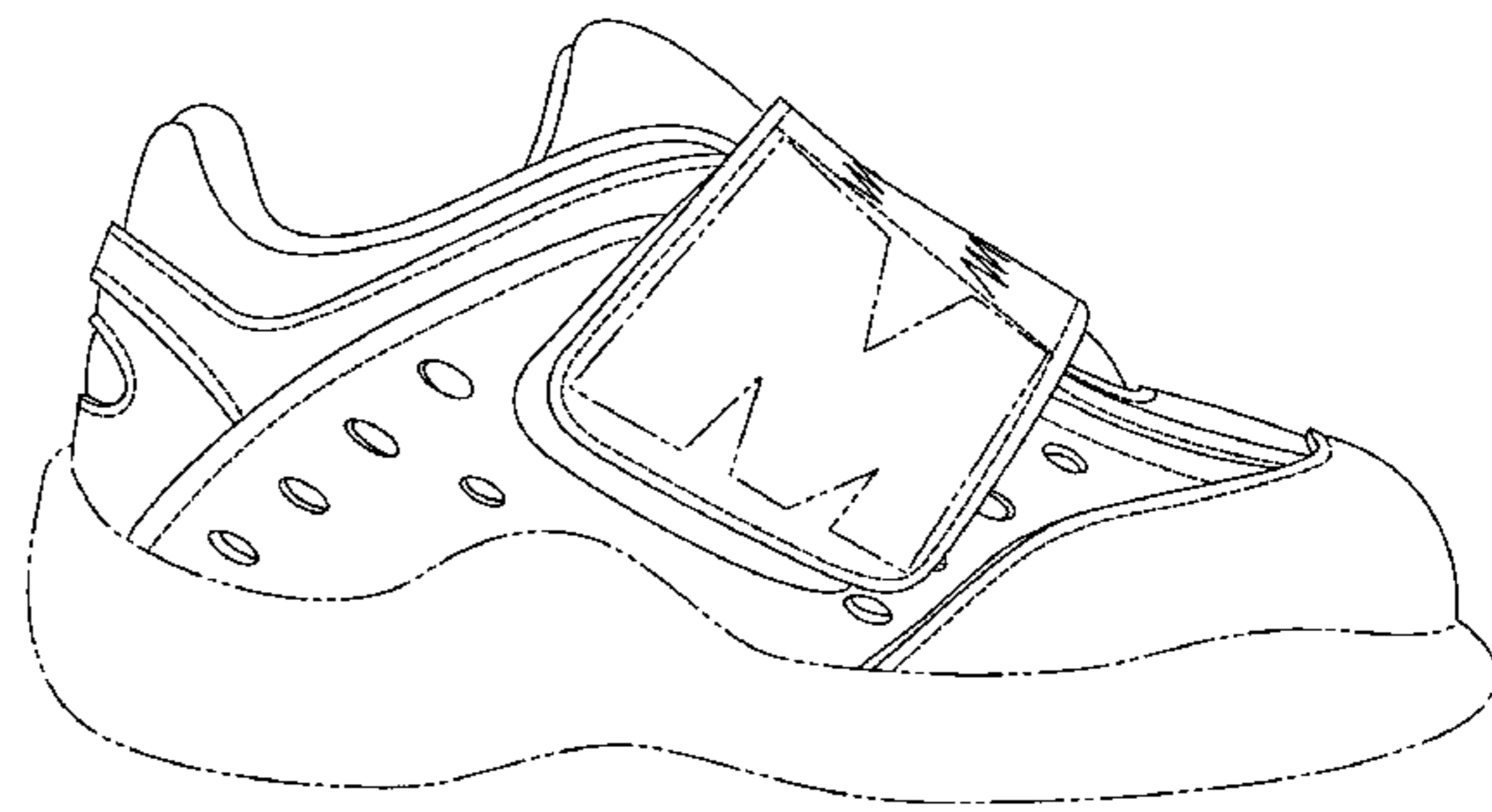





Fig. 1

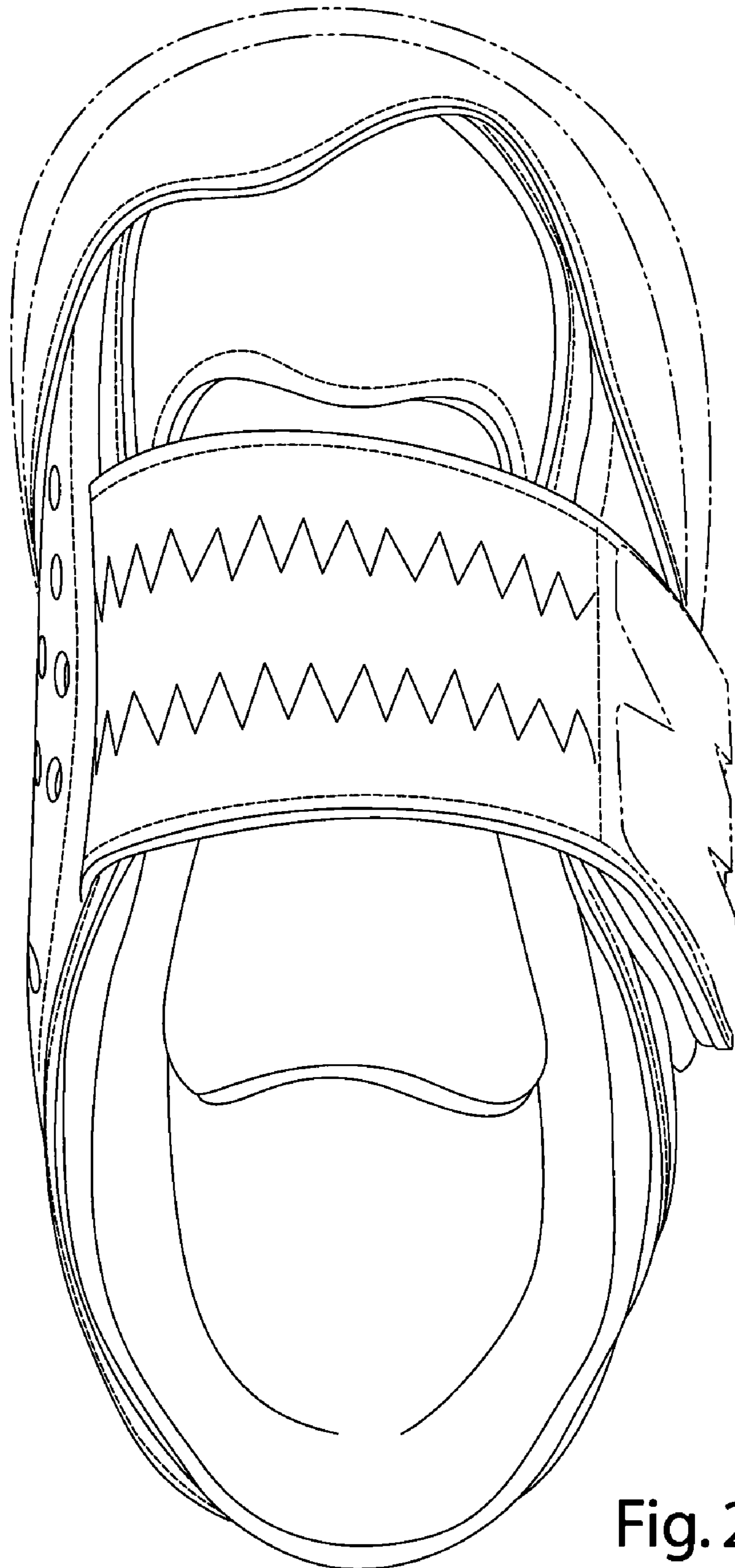


Fig. 2




Fig. 3

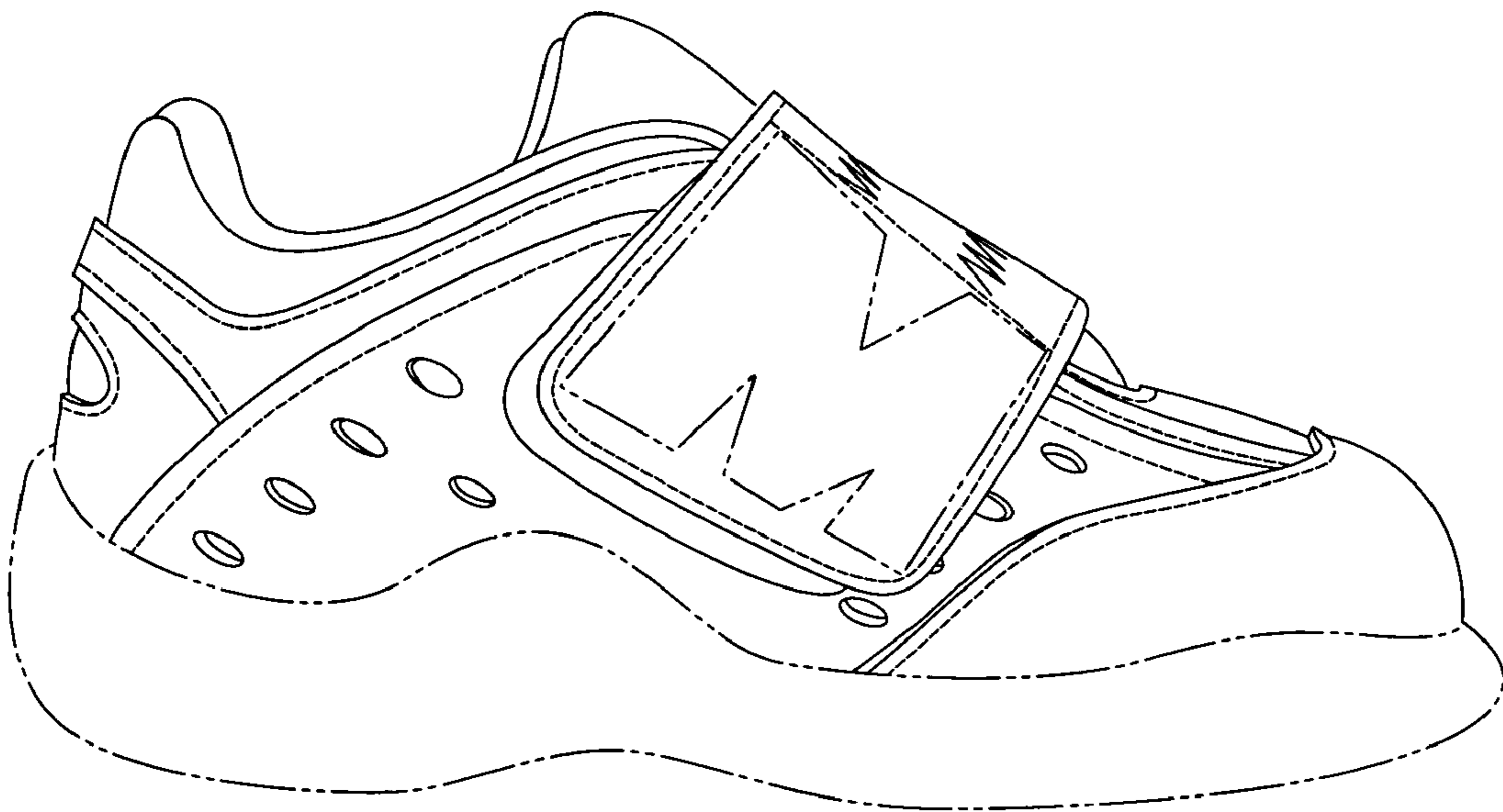


Fig. 4

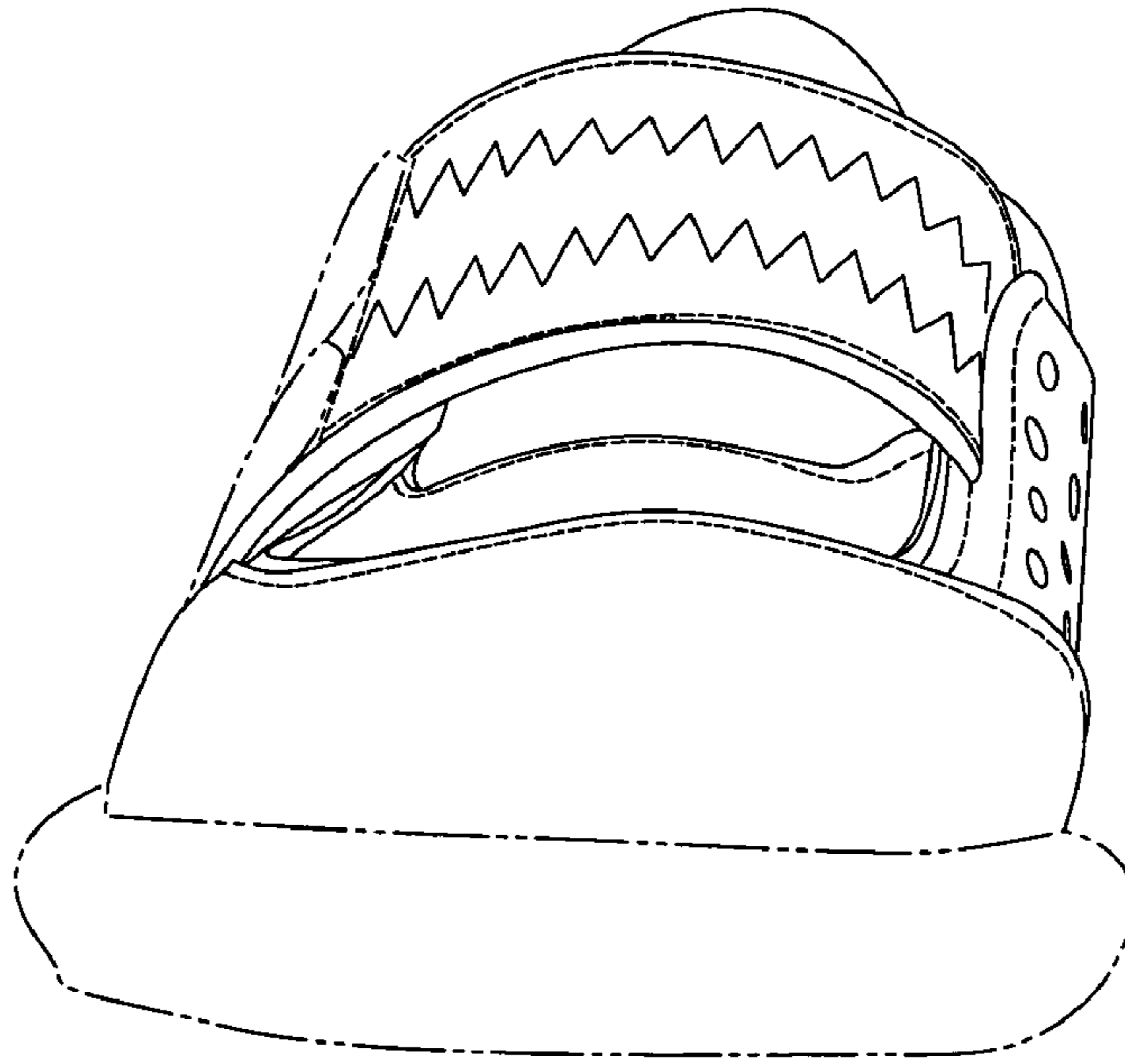


Fig. 5

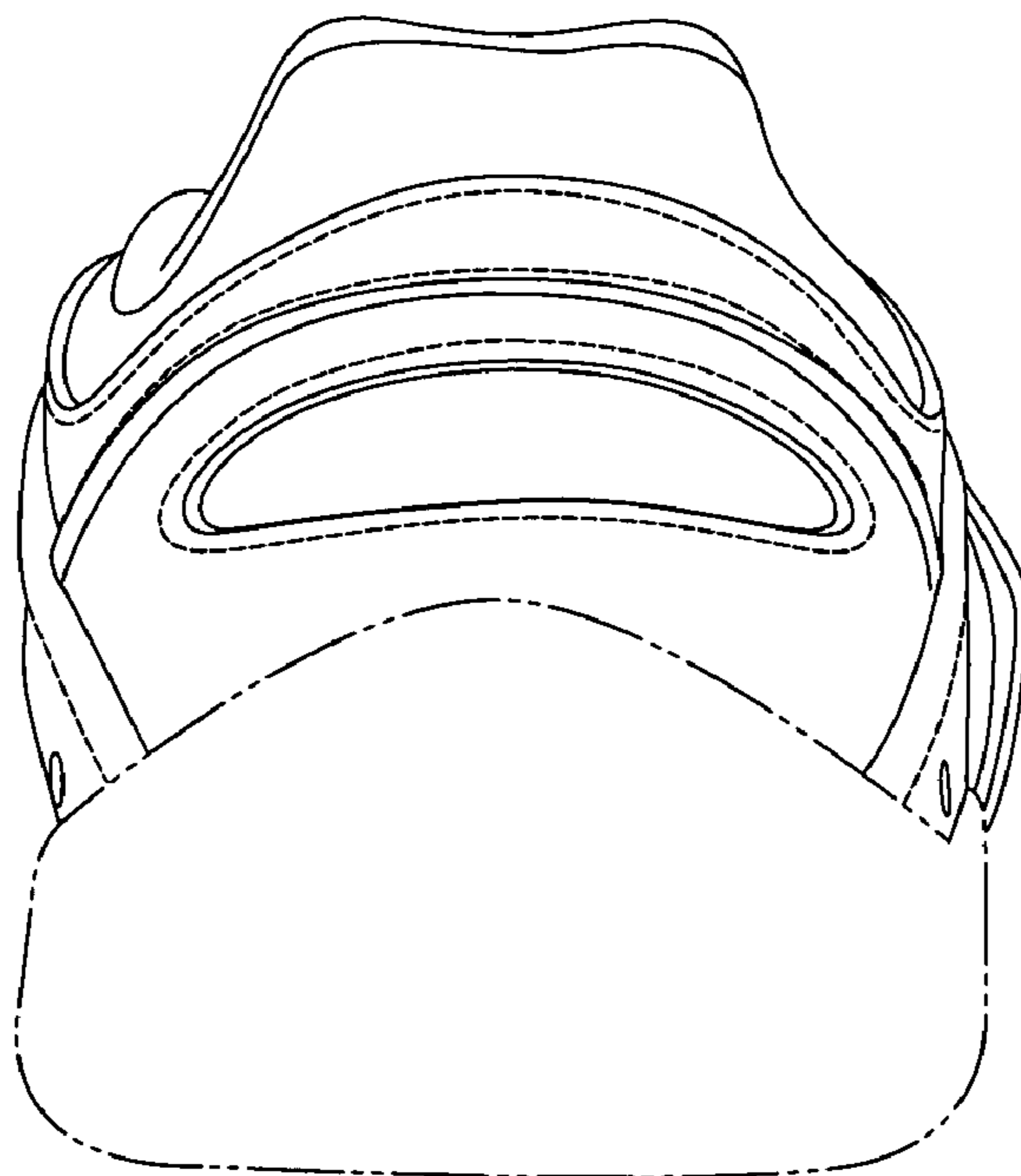


Fig. 6