



US00D580147S

(12) **United States Design Patent**  
**Banik**

(10) **Patent No.:** **US D580,147 S**

(45) **Date of Patent:** **\*\* Nov. 11, 2008**

(54) **FOOTWEAR UPPER**

D546,041 S 7/2007 Horne et al.

(75) Inventor: **Gary J. Banik**, Boulder, CO (US)

(73) Assignee: **Wolverine World Wide, Inc.**, Rockford, MI (US)

(\*\*) Term: **14 Years**

(21) Appl. No.: **29/293,026**

(22) Filed: **Nov. 7, 2007**

(51) **LOC (8) Cl.** ..... **02-99**

(52) **U.S. Cl.** ..... **D2/969**

(58) **Field of Classification Search** ..... D2/896,  
D2/902, 903, 906-910, 943, 944, 946, 969,  
D2/972-974; 36/45, 50.1, 77 M, 77 R, 83,  
36/88, 113, 114, 126-131

See application file for complete search history.

(56) **References Cited**

**U.S. PATENT DOCUMENTS**

D384,490 S *	10/1997	Bryant	.....	D2/903
D449,433 S *	10/2001	Matis et al.	.....	D2/969
D458,013 S	6/2002	Matis		
D480,544 S	10/2003	Matis et al.		
D502,799 S	3/2005	Matis et al.		
D504,559 S	5/2005	Matis et al.		
D506,602 S	6/2005	Ardissono		
D514,793 S *	2/2006	Corbi Rico	.....	D2/969
D516,791 S *	3/2006	Le	.....	D2/969
D517,296 S	3/2006	Matis et al.		

**OTHER PUBLICATIONS**

Coleman Fall 2000 Catalog, pp. 3, 4, 5 and 7.

Patagonia Fall/Winter 2007, pp. 9 and 10.

\* cited by examiner

*Primary Examiner*—Dominic Simone

(74) *Attorney, Agent, or Firm*—Warner Norcross & Judd LLP

(57) **CLAIM**

The ornamental design for footwear upper, as shown and described.

**DESCRIPTION**

FIG. 1 is a perspective view of the footwear upper embodying the new design;

FIG. 2 is a top view thereof;

FIG. 3 is a right side view thereof;

FIG. 4 is a left side view thereof;

FIG. 5 is a front view thereof; and,

FIG. 6 is a rear view thereof.

FIGS. 1-6 show features of an article of footwear in phantom lines. These features are shown for environmental purposes and do not form any part of the claimed design. Further, the phantom lines immediately adjacent the solid-line portions of the design form the boundary of the design, with the phantom lines forming no part of the claimed design.

**1 Claim, 4 Drawing Sheets**





Fig. 1

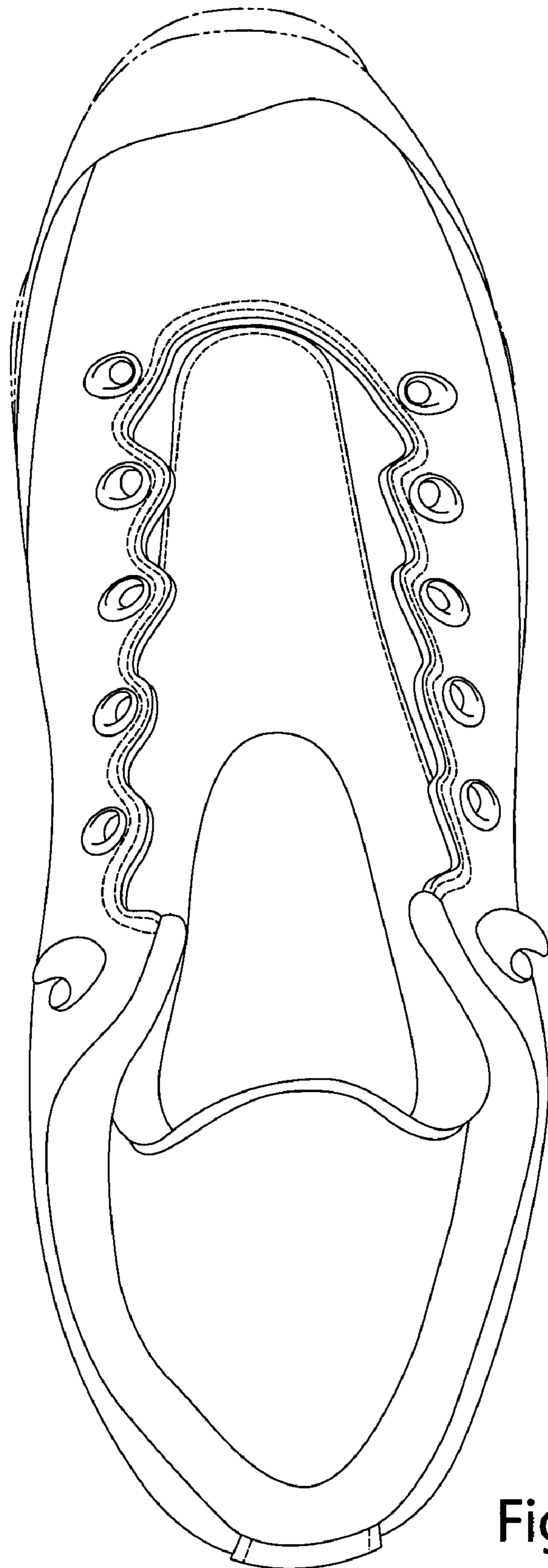


Fig. 2



Fig. 3




Fig. 4

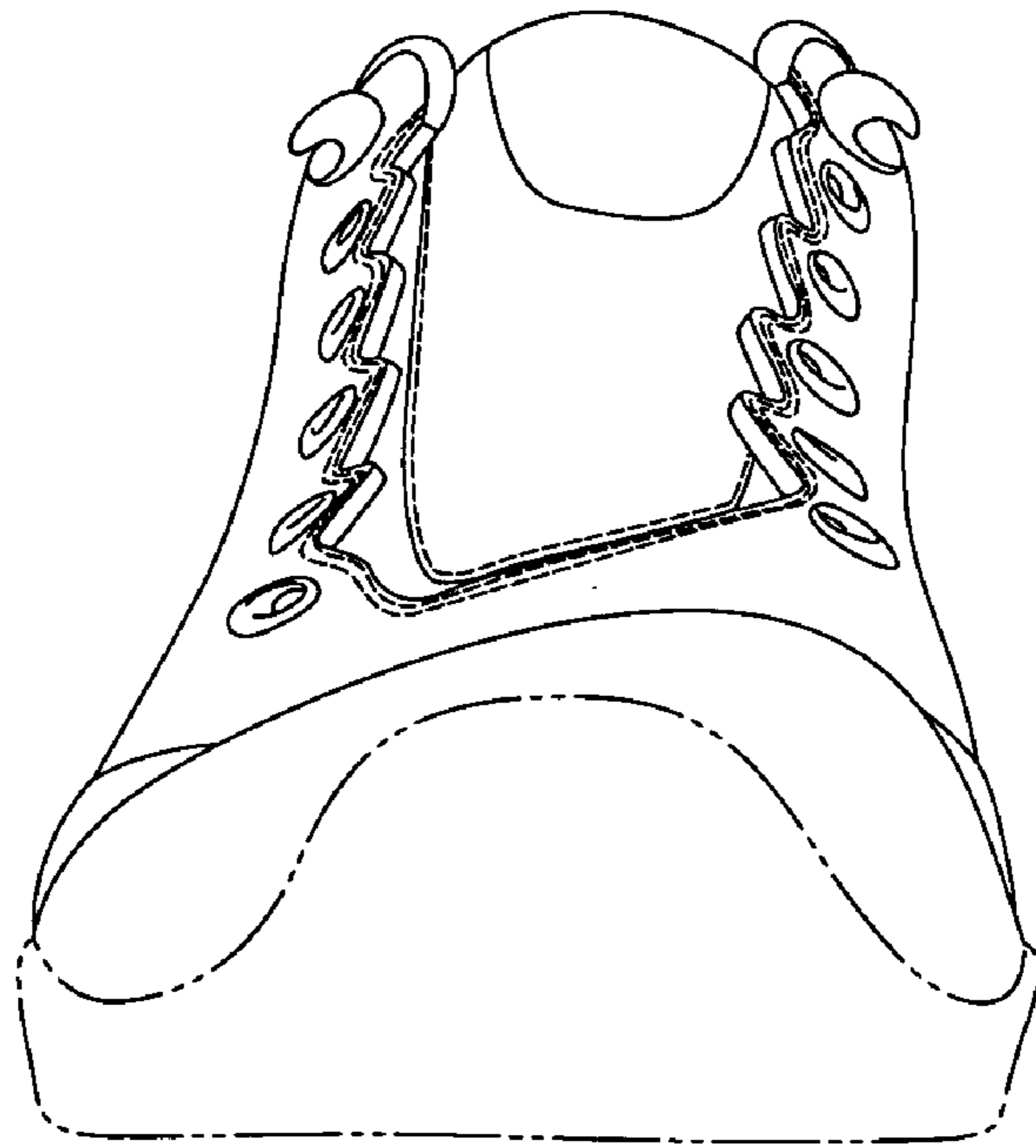


Fig. 5

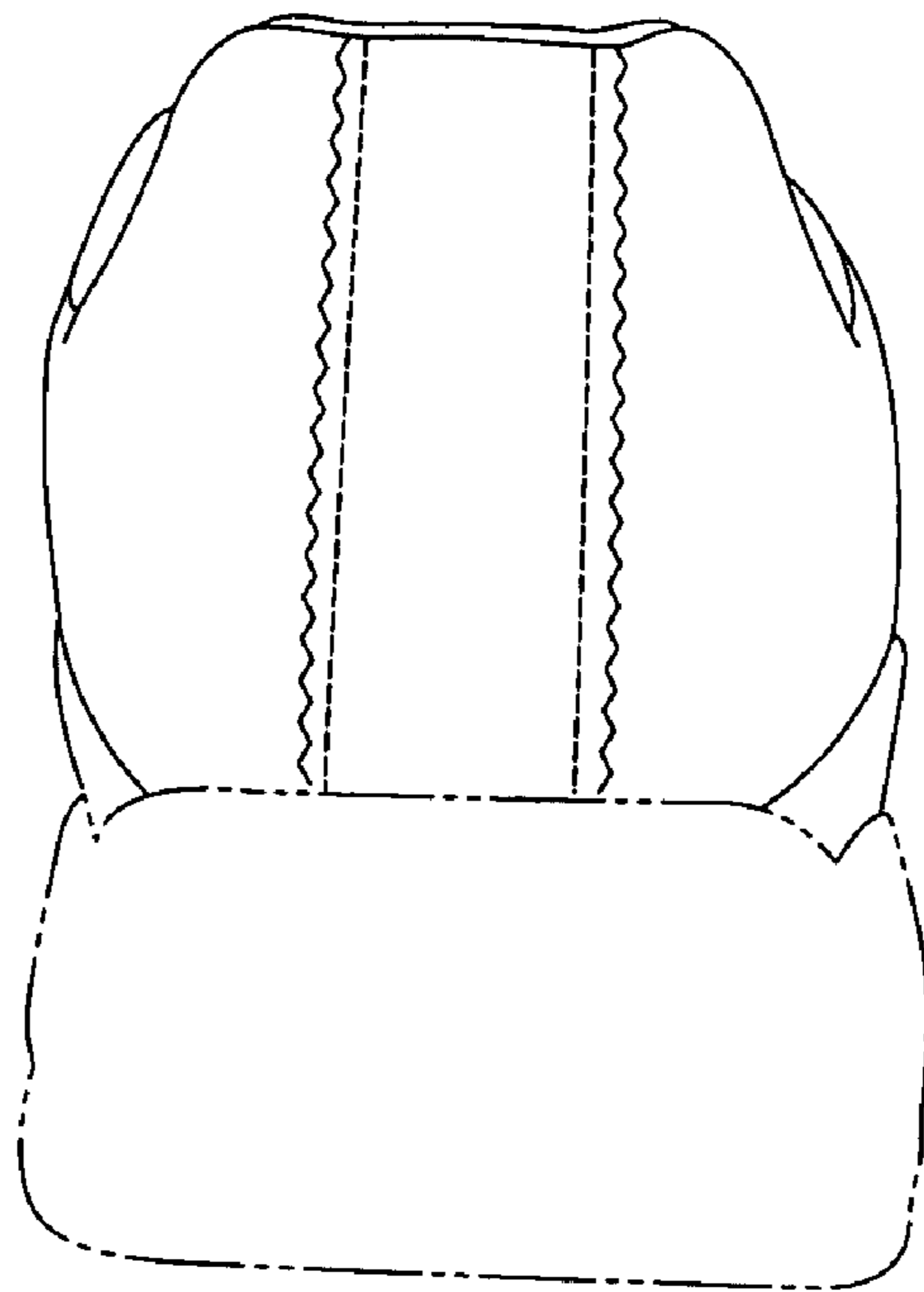


Fig. 6