



US00D580143S

(12) **United States Design Patent**
Schoenborn et al.

(10) **Patent No.:** **US D580,143 S**
(45) **Date of Patent:** **** Nov. 11, 2008**

(54) **FOOTWEAR SOLE**

(75) Inventors: **Mary L. Schoenborn**, Rockford, MI (US); **Grant A. Urie**, Shelburne, VT (US)

(73) Assignee: **Wolverine World Wide, Inc.**, Rockford, MI (US)

(**) Term: **14 Years**

(21) Appl. No.: **29/293,127**

(22) Filed: **Nov. 7, 2007**

(51) **LOC (8) Cl.** **02-04**

(52) **U.S. Cl.** **D2/956; D2/951; D2/953; D2/954; D2/950**

(58) **Field of Classification Search** D2/946, D2/947, 951, 953, 954, 956, 959, 960, 962; 36/117.3, 126, 127, 134, 7.7, 7.6, 59 C, 59 A, 36/67 A, 25 R

See application file for complete search history.

(56) **References Cited**

U.S. PATENT DOCUMENTS

| | | | |
|--------------|---------|---------------------|--------|
| D301,391 S * | 6/1989 | Duclos et al. | D2/953 |
| D303,316 S * | 9/1989 | Crowley | D2/955 |
| D335,762 S * | 5/1993 | Peterson | D2/956 |
| D339,675 S * | 9/1993 | Austin | D2/954 |
| D392,450 S * | 3/1998 | Hardy | D2/960 |
| D401,745 S * | 12/1998 | Greenberg | D2/957 |
| D408,976 S * | 5/1999 | Shanks et al. | D2/956 |
| D414,922 S * | 10/1999 | Wright | D2/960 |
| D424,285 S * | 5/2000 | Nason | D2/953 |
| D442,358 S * | 5/2001 | Nason | D2/960 |
| D447,616 S * | 9/2001 | Bandini et al. | D2/954 |
| D471,348 S * | 3/2003 | Adams | D2/960 |
| D474,880 S * | 5/2003 | Cintron | D2/960 |
| D475,182 S * | 6/2003 | Matis | D2/956 |
| D481,527 S * | 11/2003 | Matis et al. | D2/955 |
| D494,345 S * | 8/2004 | Werman | D2/923 |
| D499,236 S * | 12/2004 | Magro et al. | D2/916 |
| D508,764 S * | 8/2005 | Sonnergren | D2/956 |
| D509,344 S * | 9/2005 | Sonnergren | D2/956 |

| | | | |
|--------------|---------|------------------------|--------|
| D512,553 S * | 12/2005 | Robbins et al. | D2/954 |
| D516,781 S * | 3/2006 | Ardissono et al. | D2/954 |
| D546,035 S * | 7/2007 | Belley et al. | D2/956 |
| D547,036 S * | 7/2007 | Schoenborn et al. | D2/956 |
| D549,936 S * | 9/2007 | Matis et al. | D2/956 |
| D549,937 S * | 9/2007 | Matis et al. | D2/956 |
| D549,938 S * | 9/2007 | Belley et al. | D2/956 |
| D550,439 S * | 9/2007 | Belley et al. | D2/955 |
| D552,835 S * | 10/2007 | Belley et al. | D2/955 |
| D554,337 S * | 11/2007 | Belley et al. | D2/956 |
| D555,885 S * | 11/2007 | Zhang | D2/954 |
| D563,084 S * | 3/2008 | Della Valle | D2/956 |
| D566,936 S * | 4/2008 | Schoenborn et al. | D2/956 |
| D566,937 S * | 4/2008 | St-Louis et al. | D2/956 |
| D569,591 S * | 5/2008 | Teteriatnikov | D2/952 |

OTHER PUBLICATIONS

Merrell Spring 2008 Catalog, p. 33.

* cited by examiner

Primary Examiner—Celia A Murphy

(74) *Attorney, Agent, or Firm*—Warner Norcross & Judd LLP

(57) **CLAIM**

The ornamental design for footwear sole, as shown and described.

DESCRIPTION

FIG. 1 is a perspective view of the footwear sole embodying the new design;

FIG. 2 is a bottom view thereof;

FIG. 3 is a right side view thereof;

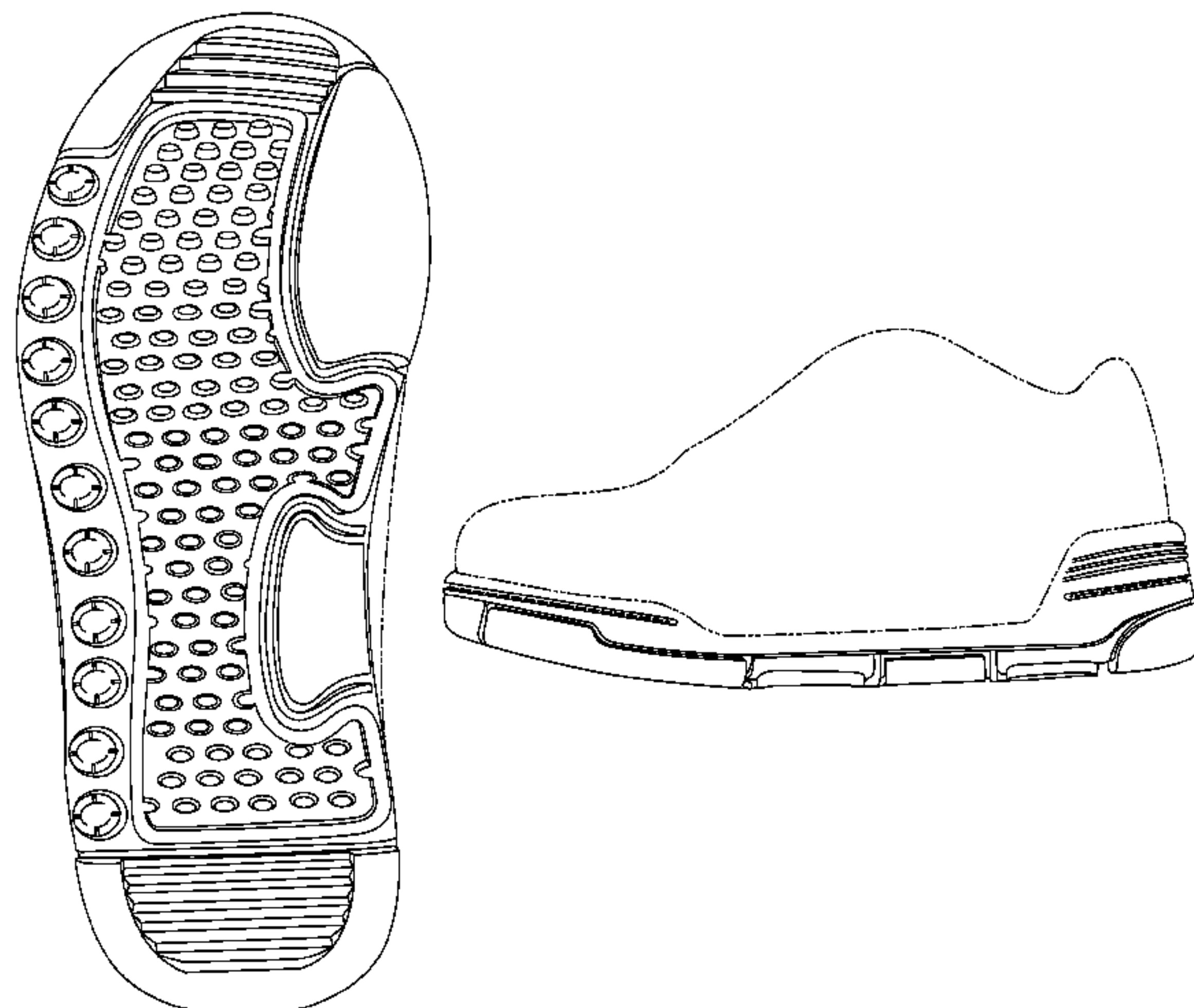
FIG. 4 is a left side view thereof;

FIG. 5 is a front view thereof; and,

FIG. 6 is a rear view thereof.

FIGS. 1–6 show features of an article of footwear in phantom lines. These features are shown for environmental purposes and do not form any part of the claimed design. Further, the phantom lines immediately adjacent the solid-line portions of the design form the boundary of the design, with the phantom lines forming no part of the claimed design.

1 Claim, 4 Drawing Sheets



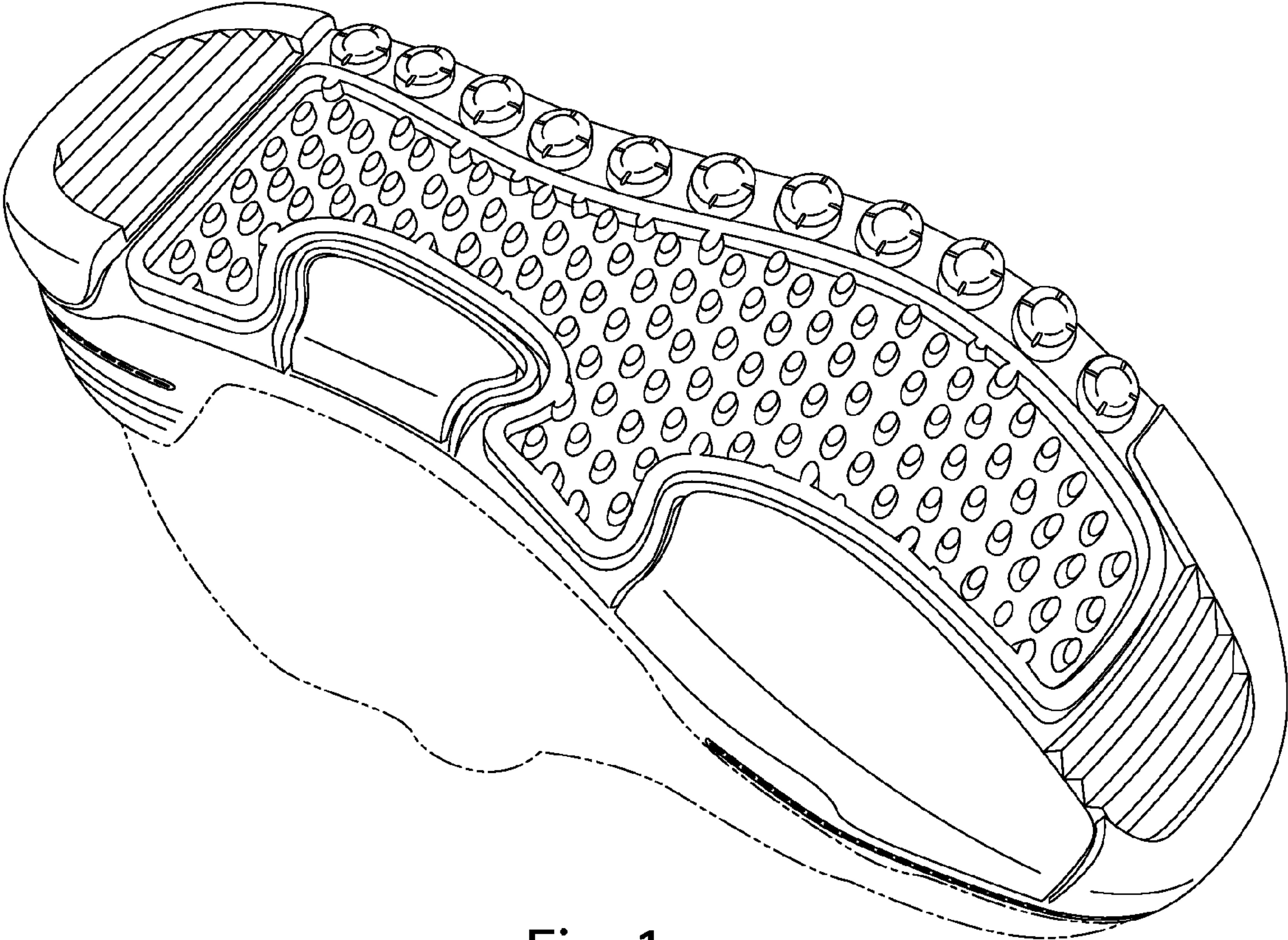


Fig. 1

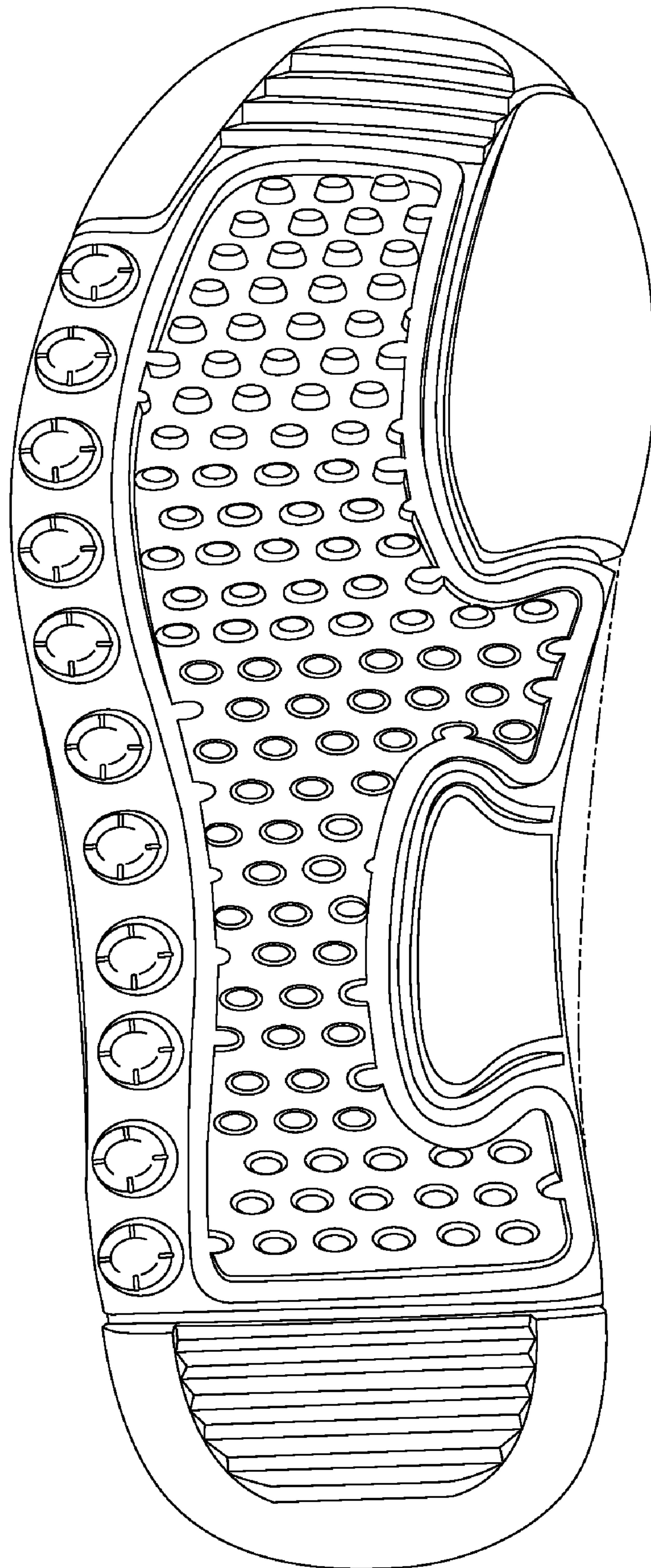


Fig. 2

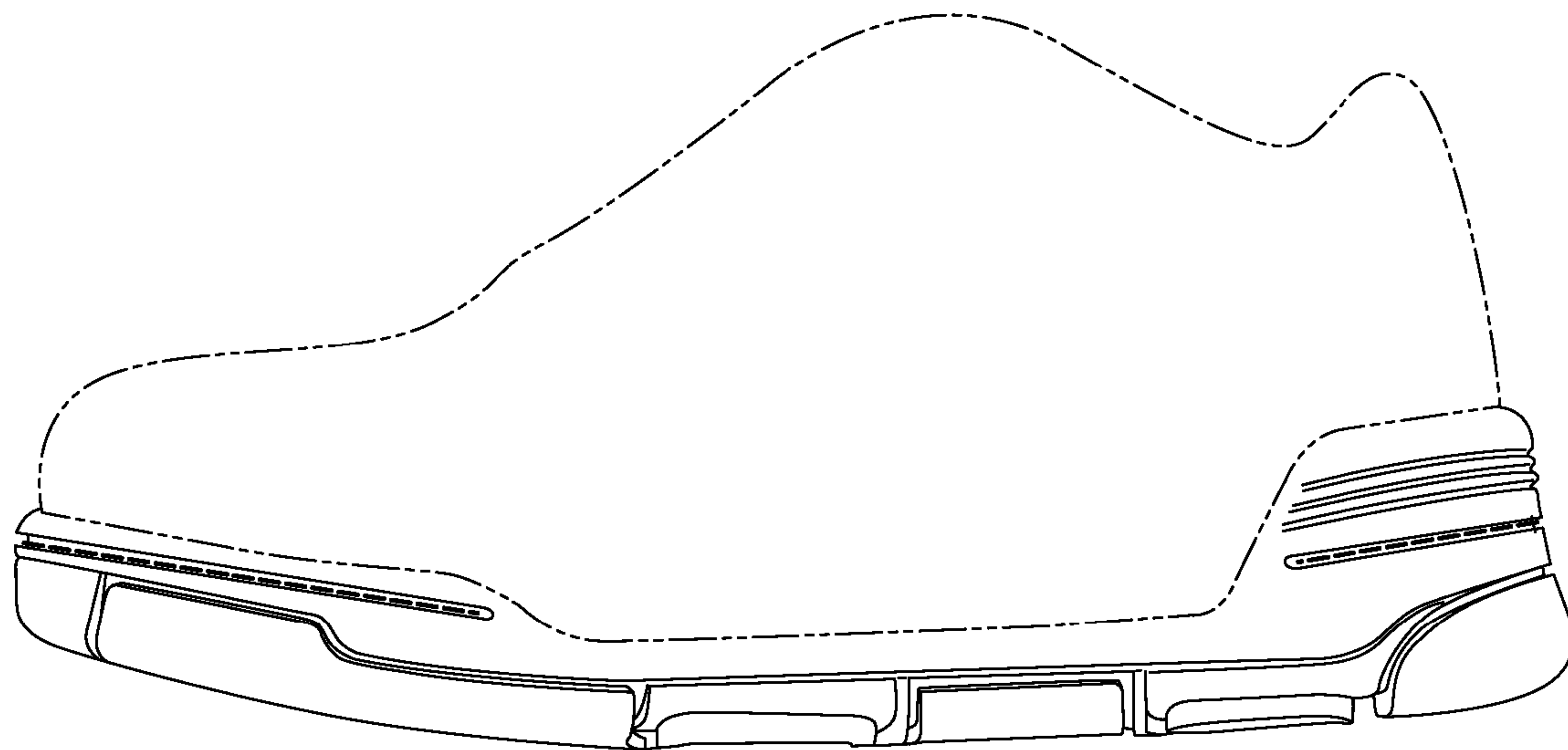


Fig. 3




Fig. 4

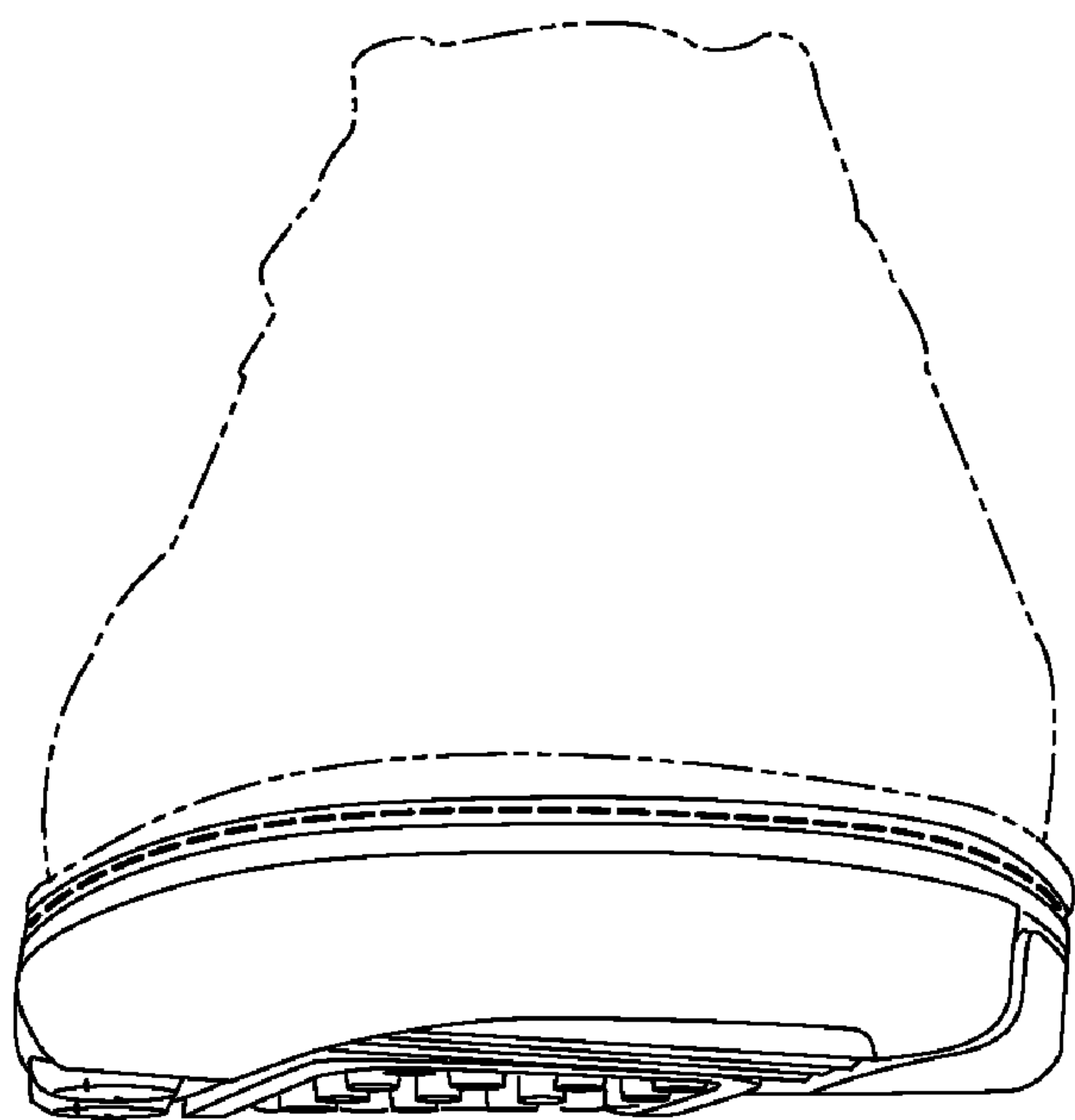


Fig. 5

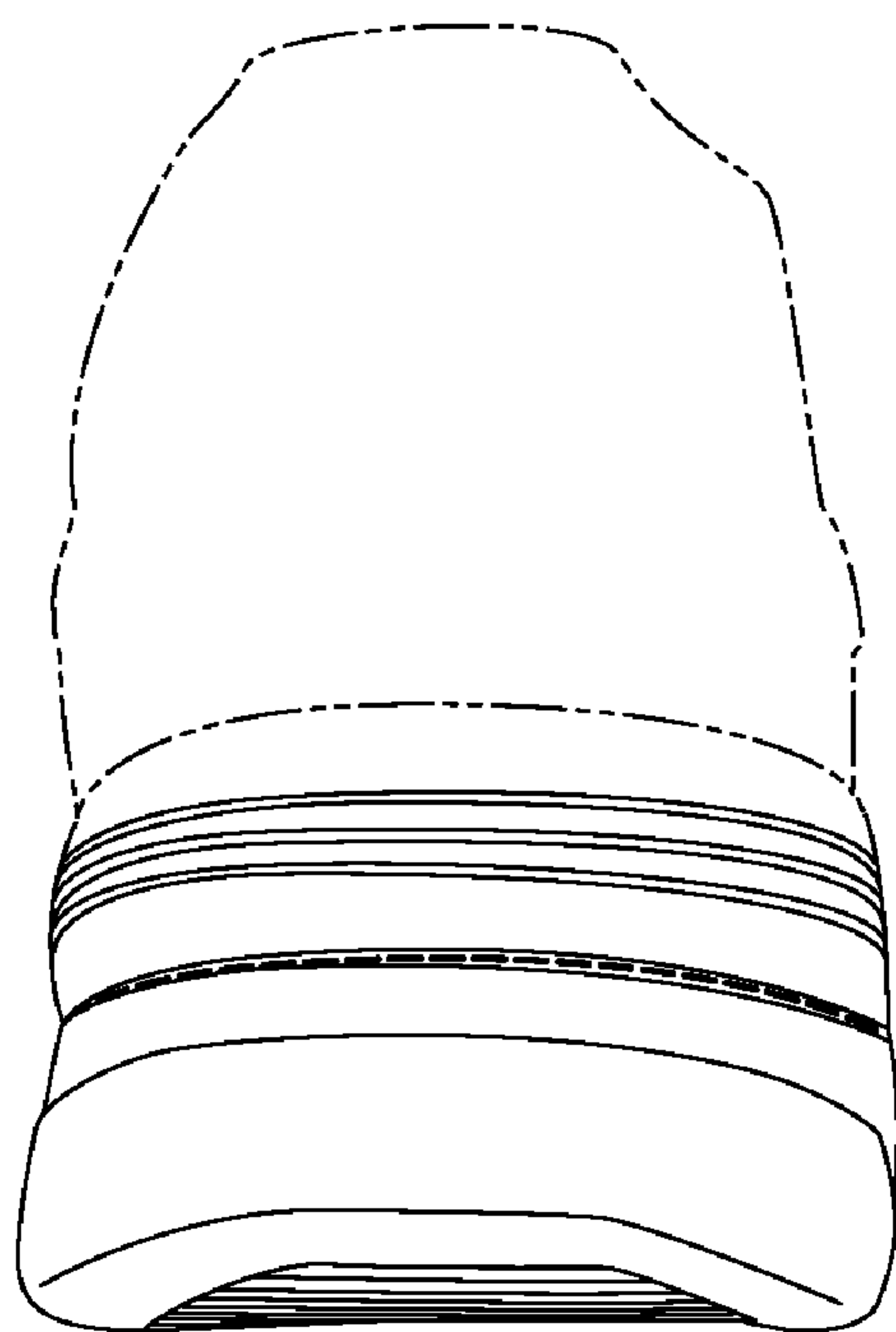


Fig. 6