

US00D580142S

(12) **United States Design Patent**  
**Duffy**

(10) **Patent No.:** **US D580,142 S**  
(45) **Date of Patent:** **\*\* Nov. 11, 2008**

(54) **FOOTWEAR SOLE**

(75) Inventor: **Gregg Duffy**, Essex Junction, VT (US)  
(73) Assignee: **Wolverine World Wide, Inc.**, Rockford, MI (US)

(\*\*) Term: **14 Years**

(21) Appl. No.: **29/293,053**

(22) Filed: **Nov. 7, 2007**

(51) **LOC (8) Cl.** ..... **02-04**

(52) **U.S. Cl.** ..... **D2/955; D2/951; D2/953; D2/954; D2/957; D2/960**

(58) **Field of Classification Search** ..... D2/902, D2/947, 951, 952, 953, 954, 955, 956, 957, D2/959, 960, 962; 36/117.3, 126, 127, 134, 36/7.7, 7.6, 59 C, 59 A, 67 A, 25 R

See application file for complete search history.

(56) **References Cited**

**U.S. PATENT DOCUMENTS**

- 1,559,450 A \* 10/1925 Oakley ..... 36/59 C
- 4,083,125 A \* 4/1978 Benseler et al. .... 36/32 R
- D298,483 S \* 11/1988 Liggett et al. .... D2/954
- D303,996 S \* 10/1989 Feller ..... D2/955
- D447,616 S \* 9/2001 Bandini et al. .... D2/954
- D447,854 S 9/2001 Rogers
- D456,982 S \* 5/2002 Rogers ..... D9/957
- D487,331 S 3/2004 Rogers et al.
- 6,748,675 B2 \* 6/2004 Sato ..... 36/30 R
- D504,005 S 4/2005 Schoenborn et al.
- D504,757 S 5/2005 Schoenborn et al.
- D504,758 S \* 5/2005 Sonnergren ..... D2/955
- D509,048 S \* 9/2005 Sonnergren ..... D2/956
- D518,279 S 4/2006 Schoenborn et al.
- D546,034 S \* 7/2007 Matis et al. .... D2/956
- D546,035 S \* 7/2007 Belley et al. .... D2/956
- D546,532 S 7/2007 Matis et al.
- D547,036 S \* 7/2007 Schoenborn et al. .... D2/956
- D549,937 S \* 9/2007 Matis et al. .... D2/956
- D549,938 S \* 9/2007 Belley et al. .... D2/956
- D549,939 S \* 9/2007 Schoenborn et al. .... D2/956
- D550,437 S \* 9/2007 Belley et al. .... D2/953
- D552,835 S 10/2007 Belley et al.
- D554,336 S \* 11/2007 Schoenborn et al. .... D2/956
- D554,338 S \* 11/2007 Matis et al. .... D2/956

- D559,509 S \* 1/2008 Hayes ..... D2/954
- D566,935 S \* 4/2008 Matis et al. .... D2/956
- D566,936 S \* 4/2008 Schoenborn et al. .... D2/956
- D570,582 S \* 6/2008 Roy et al. .... D2/953
- D571,086 S \* 6/2008 Yamashita et al. .... D2/953
- D571,090 S \* 6/2008 Fujita et al. .... D2/956

**OTHER PUBLICATIONS**

- CAT 1997 Catalog, p. 37.
- Merrell Sandals Spring, Summer 1996 Catalog, p. 4.
- Hy-Test 1998 Catalog, p. 69.
- Merrell Spring Performance Footwear 2000 Catalog, p. 41.
- Harley-Davidson 2000 Catalog, p. 33.
- Patagonia Spring/Summer 2007 Catalog, p. 18.
- CAT Autumn/Winter 2007 Catalog, p. 3.
- Hyttest 2007 Catalog, p. 73.
- Bates 2007 Catalog, p. 20.
- Wolverine 2000 Catalog Rubber Section, p. 1.

\* cited by examiner

*Primary Examiner*—Celia A Murphy

(74) *Attorney, Agent, or Firm*—Warner Norcross & Judd LLP

(57) **CLAIM**

The ornamental design for footwear sole, as shown and described.

**DESCRIPTION**

FIG. 1 is a perspective view of the footwear sole embodying the new design;

FIG. 2 is a bottom view thereof;

FIG. 3 is a right side view thereof;

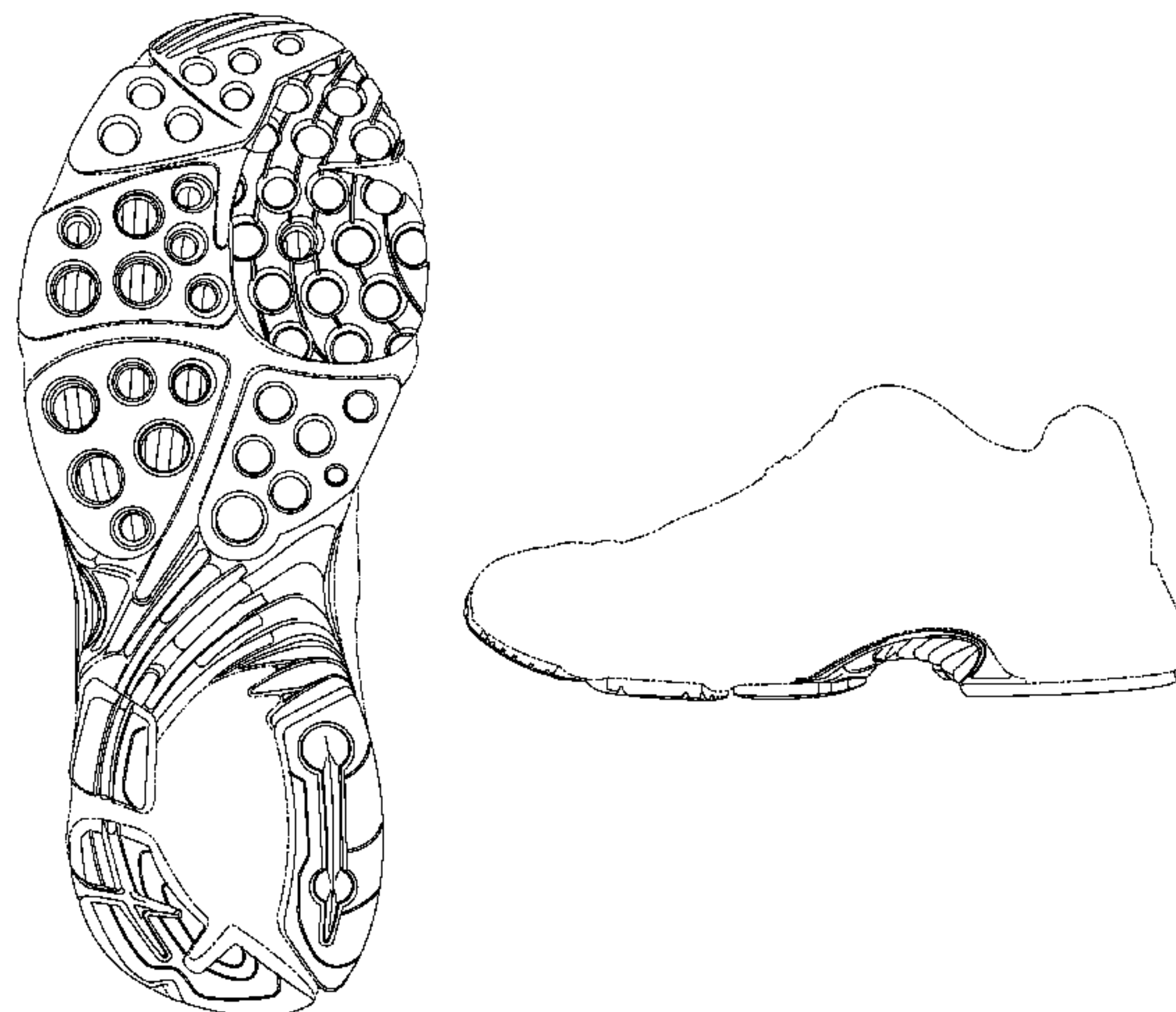
FIG. 4 is a left side view thereof;

FIG. 5 is a front view thereof; and,

FIG. 6 is a rear view thereof.

FIGS. 1–6 show features of an article of footwear in phantom lines. These features are shown for environmental purposes and do not form any part of the claimed design. Further, the phantom lines immediately adjacent the solid-line portions of the design form the boundary of the design, with the phantom lines forming no part of the claimed design.

**1 Claim, 4 Drawing Sheets**



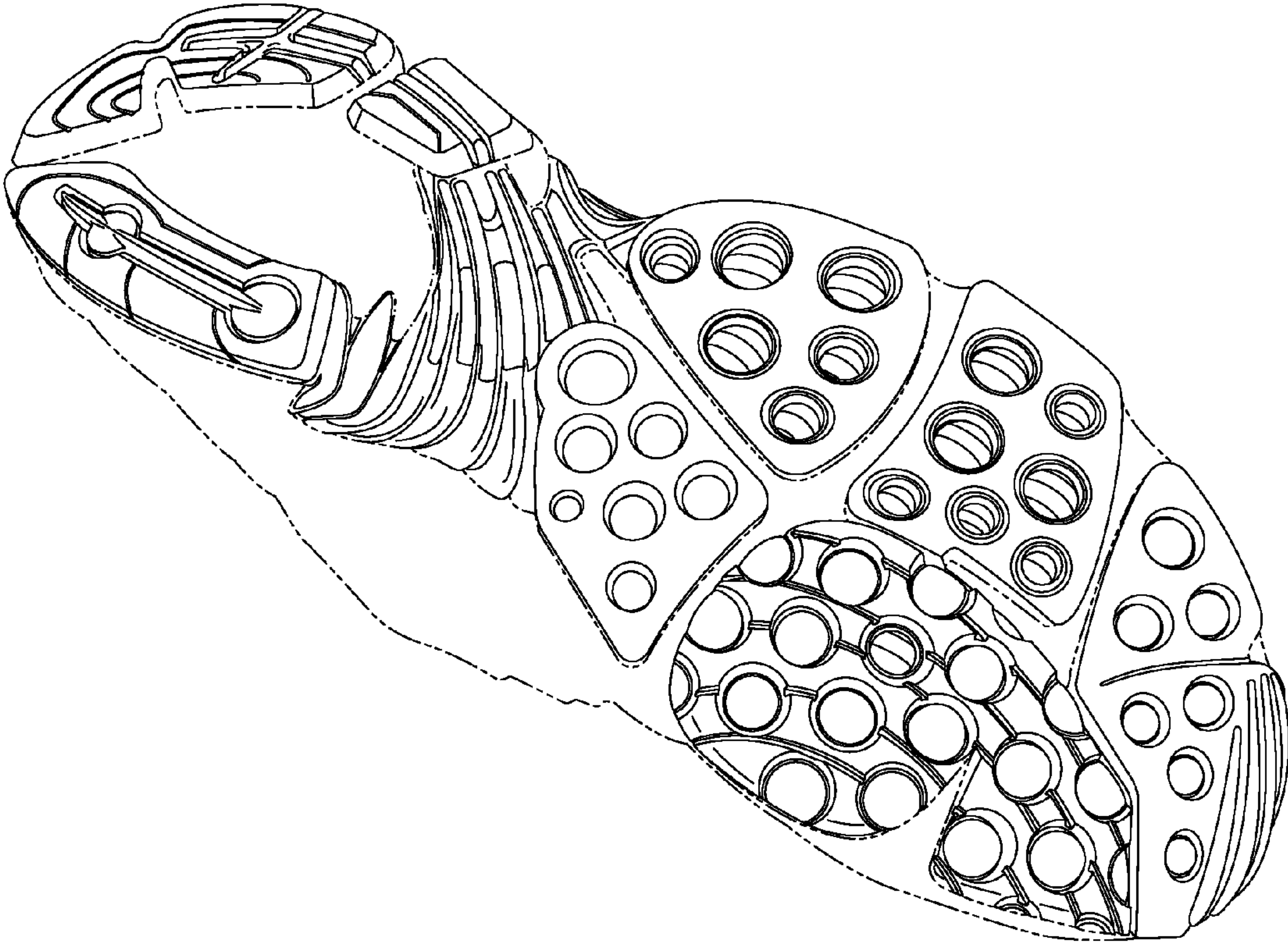


Fig. 1



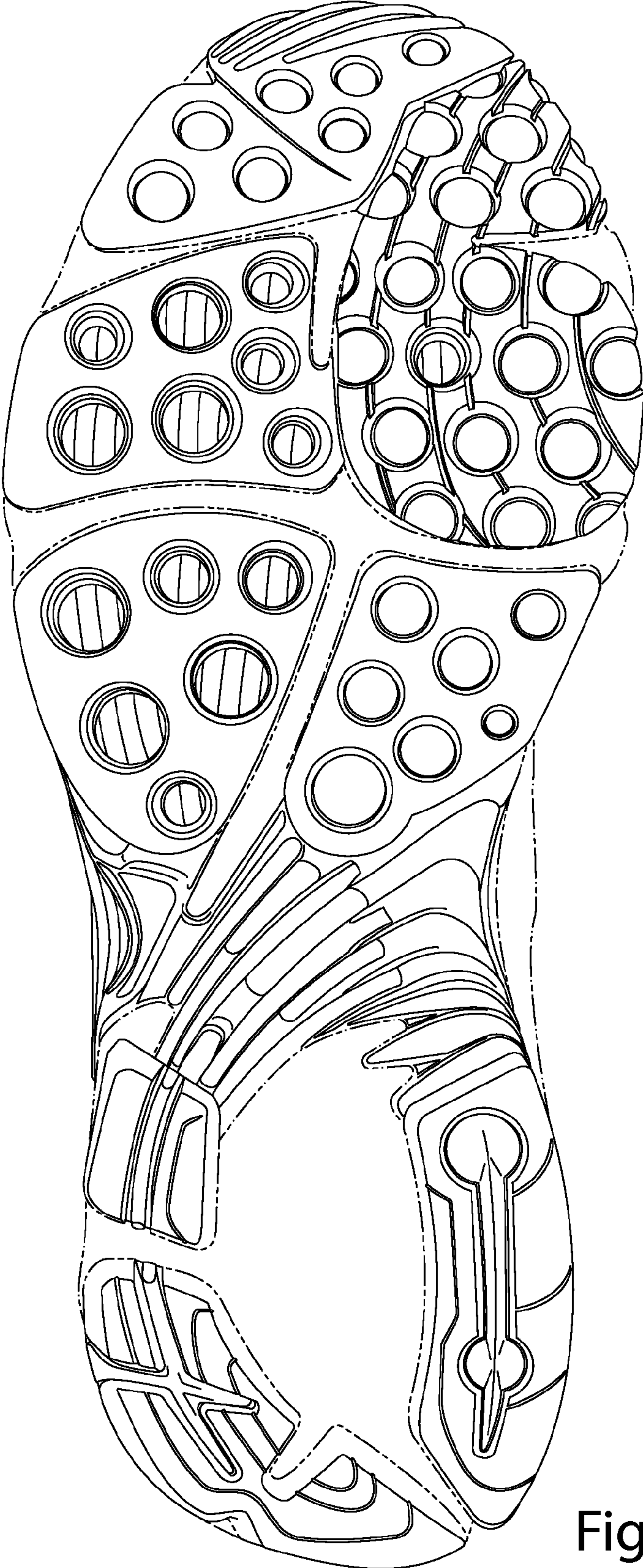


Fig. 2




Fig. 3

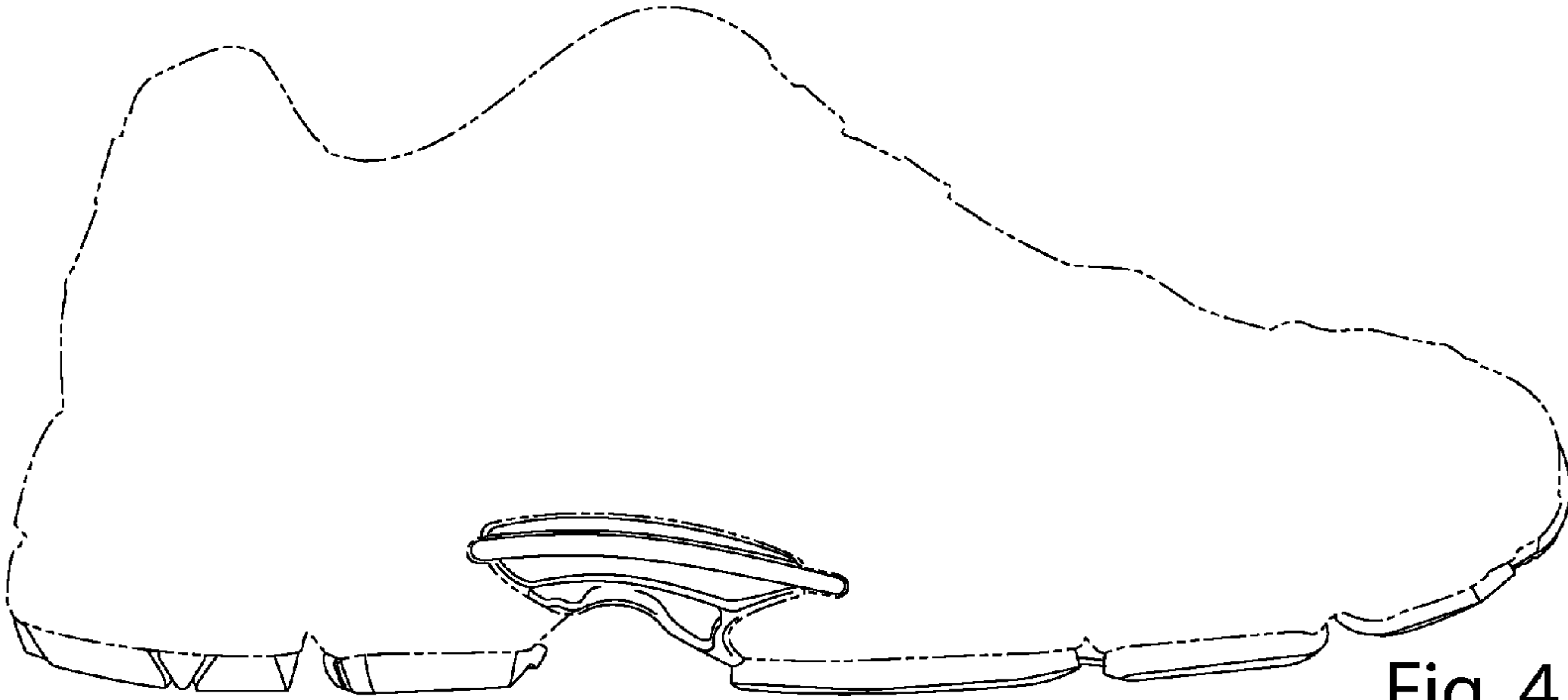


Fig. 4

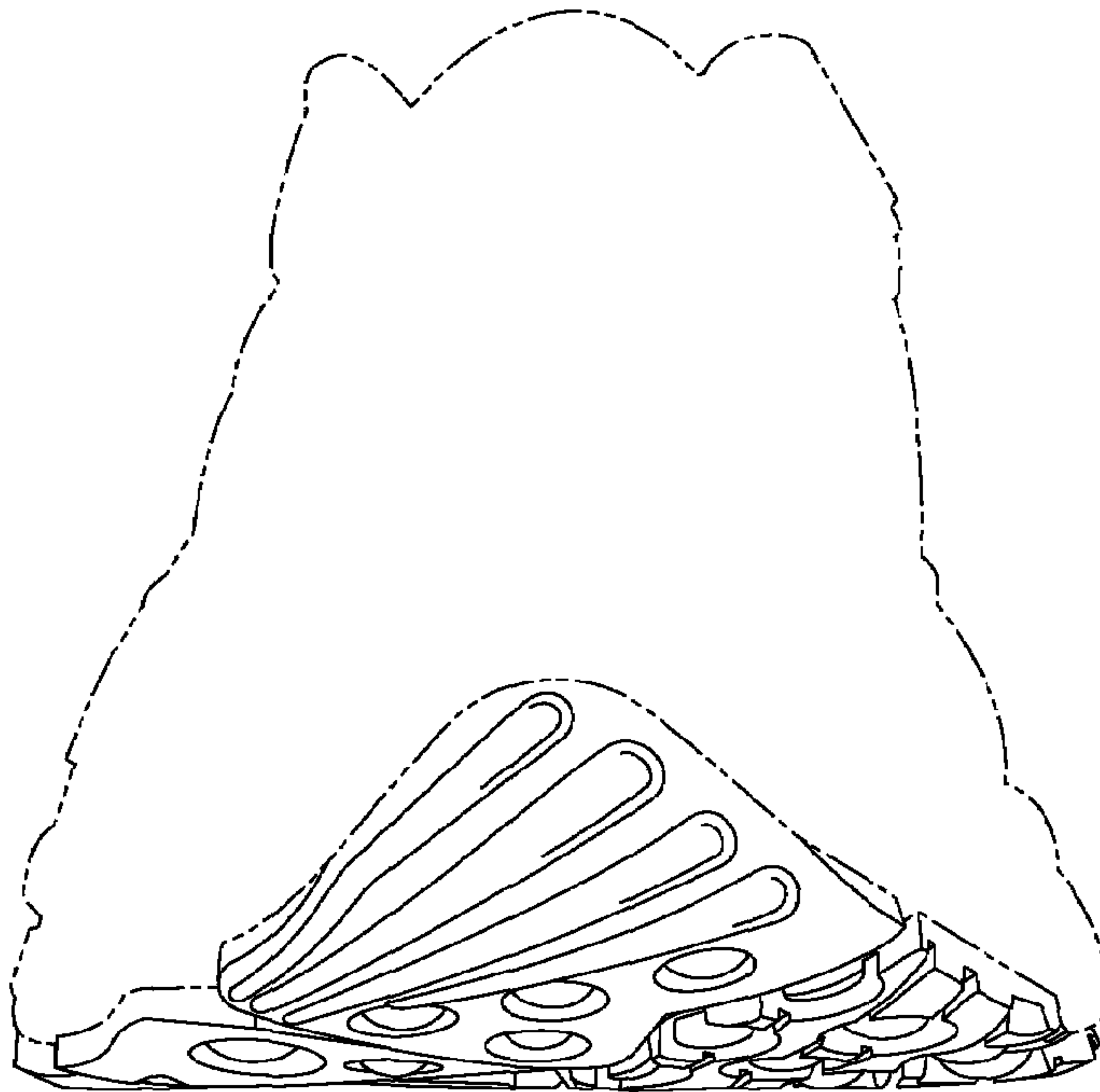


Fig. 5




Fig. 6