



US00D580141S

(12) **United States Design Patent**
Banik et al.

(10) **Patent No.:** **US D580,141 S**

(45) **Date of Patent:** **** Nov. 11, 2008**

(54) **FOOTWEAR SOLE**

(75) Inventors: **Gary J. Banik**, Boulder, CO (US);
Martin W. F. Dean, St. Albans (GB);
Andrea Rinaldi, Milan (IT)

(73) Assignee: **Wolverine World Wide, Inc.**, Rockford,
MI (US)

(**) Term: **14 Years**

(21) Appl. No.: **29/293,057**

(22) Filed: **Nov. 7, 2007**

(51) **LOC (8) Cl.** **02-04**

(52) **U.S. Cl.** **D2/954; D2/951; D2/953;**
D2/955; D2/957; D2/960

(58) **Field of Classification Search** D2/902,
D2/947, 951, 952, 953, 954, 955, 956, 957,
D2/959, 960, 962; 36/117.3, 126, 127, 134,
36/7.7, 7.6, 59 C, 59 A, 67 A, 25 R
See application file for complete search history.

(56) **References Cited**

U.S. PATENT DOCUMENTS

D323,577 S *	2/1992	Kayano	D2/955
D325,806 S *	5/1992	Austin	D2/955
D325,808 S *	5/1992	Austin	D2/955
D447,616 S	9/2001	Bandini et al.		
D447,854 S	9/2001	Rogers		
D487,331 S	3/2004	Rogers et al.		
6,775,930 B2 *	8/2004	Fuerst	36/103
D504,005 S	4/2005	Schoenborn et al.		
D504,757 S	5/2005	Schoenborn et al.		
D512,208 S *	12/2005	Kubo et al.	D2/960
D512,818 S *	12/2005	Mitani et al.	D2/953
D512,819 S *	12/2005	Usuki et al.	D2/953
D514,286 S *	2/2006	Kayano et al.	D2/955
D518,279 S	4/2006	Schoenborn et al.		
D546,532 S	7/2007	Matis et al.		
D552,835 S	10/2007	Belley et al.		

D559,509 S *	1/2008	Hayes	D2/954
D566,935 S *	4/2008	Matis et al.	D2/956
D566,936 S *	4/2008	Schoenborn et al.	D2/956
D566,938 S *	4/2008	Matis et al.	D2/957
D569,594 S *	5/2008	Horne et al.	D2/958
D570,582 S *	6/2008	Roy et al.	D2/953
D571,086 S *	6/2008	Yamashita et al.	D2/953
D571,090 S *	6/2008	Fujita et al.	D2/956
2003/0172548 A1 *	9/2003	Fuerst	36/28
2006/0272180 A1 *	12/2006	Hay	36/25 R
2006/0288612 A1 *	12/2006	Lucas et al.	36/28

OTHER PUBLICATIONS

Merrell Spring Performance Footwear 2000 Catalog, p. 41.

* cited by examiner

Primary Examiner—Celia A Murphy

(74) *Attorney, Agent, or Firm*—Warner Norcross & Judd LLP

(57) **CLAIM**

The ornamental design for footwear sole, as shown and described.

DESCRIPTION

FIG. 1 is a perspective view of the footwear sole embodying the new design;

FIG. 2 is a bottom view thereof;

FIG. 3 is a right side view thereof;


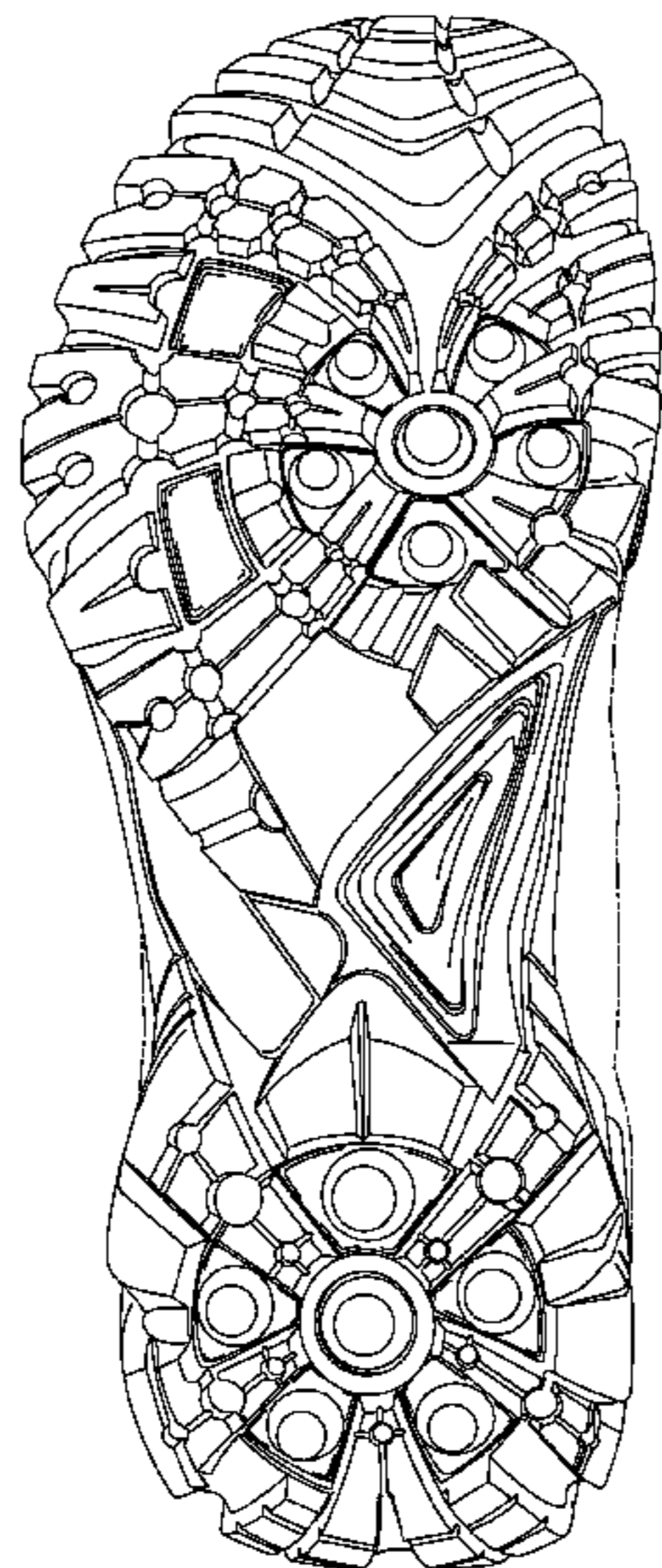
FIG. 4 is a left side view thereof;

FIG. 5 is a front view thereof; and,

FIG. 6 is a rear view thereof.

FIGS. 1–6 show features of an article of footwear in phantom lines. These features are shown for environmental purposes and do not form any part of the claimed design. Further, the phantom lines immediately adjacent the solid-line portions of the design form the boundary of the design, with the phantom lines forming no part of the claimed design.

1 Claim, 4 Drawing Sheets



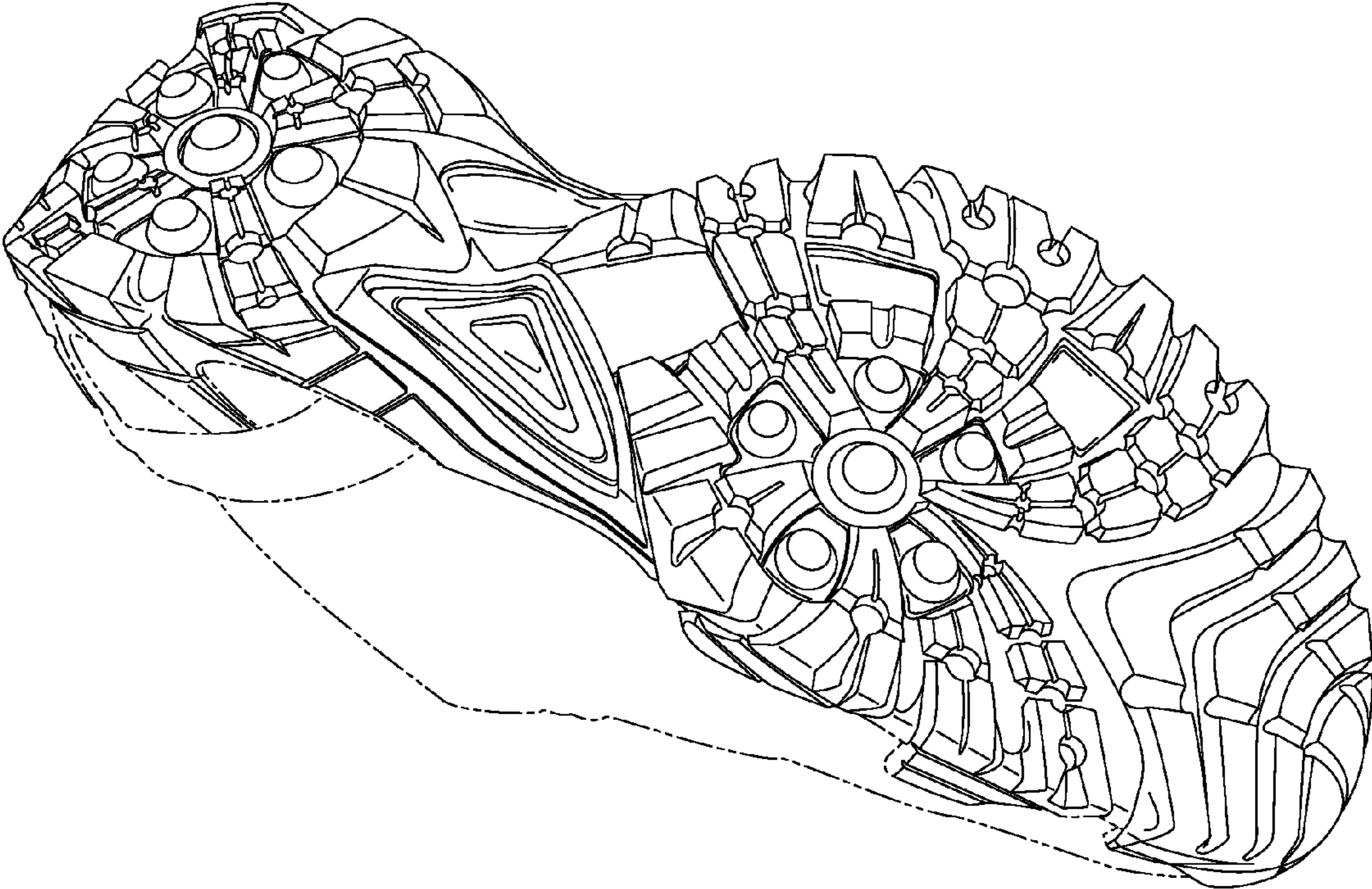


Fig. 1

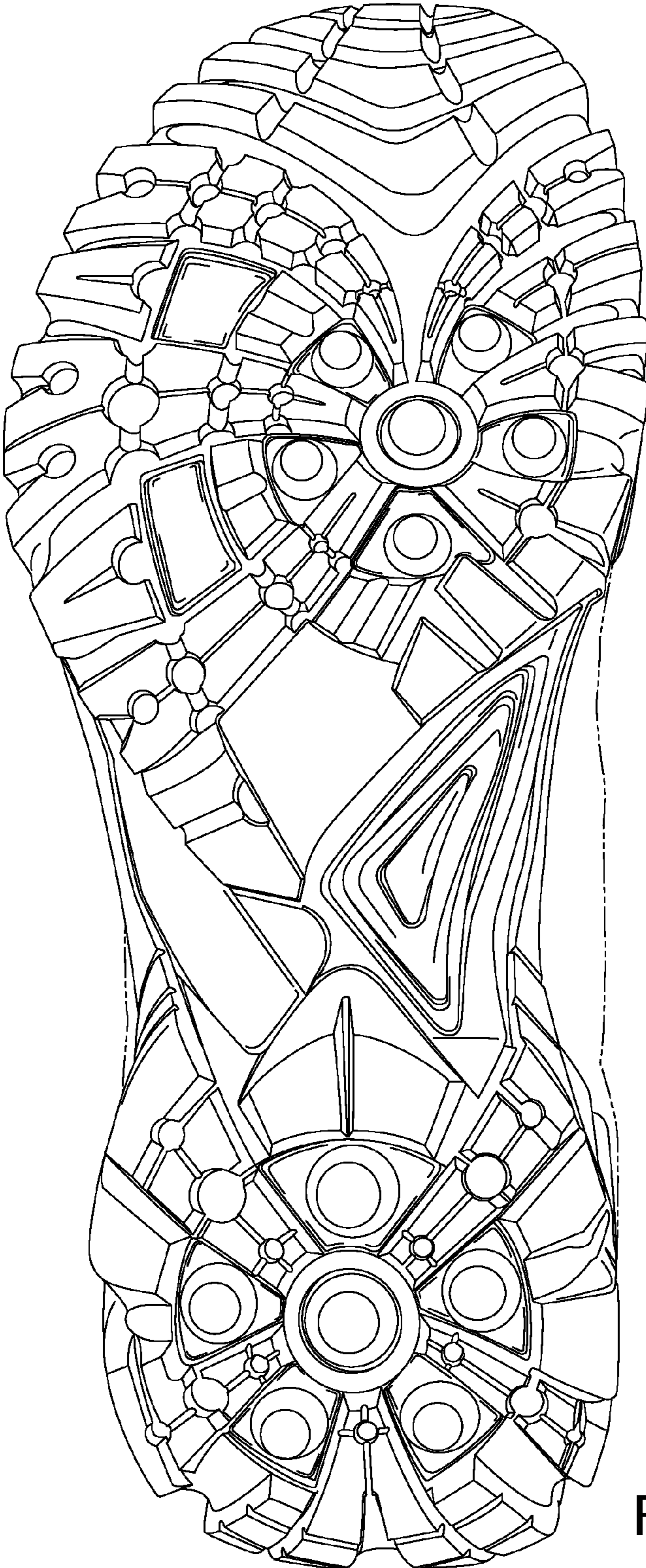


Fig. 2




Fig. 3

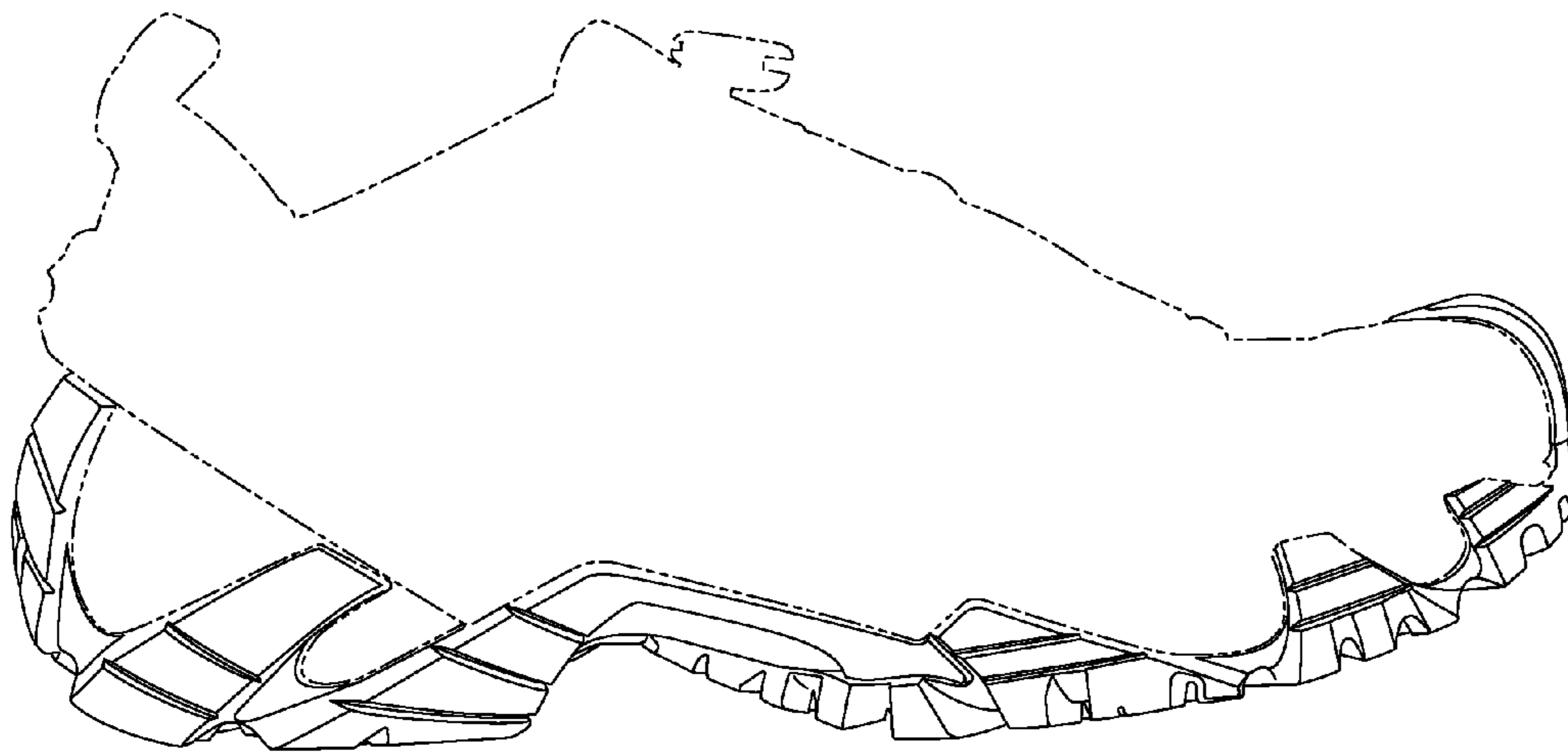


Fig. 4

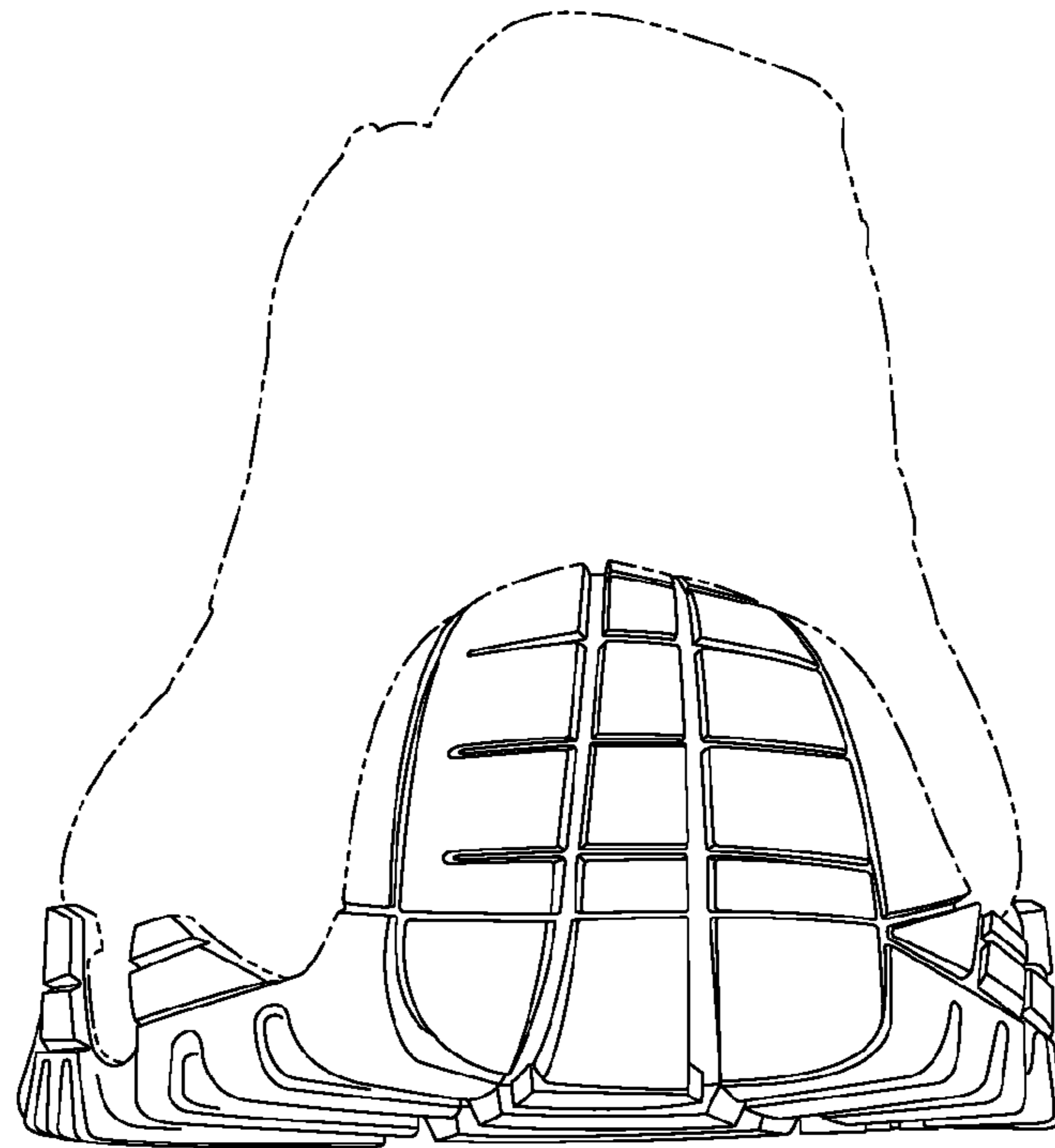


Fig. 5

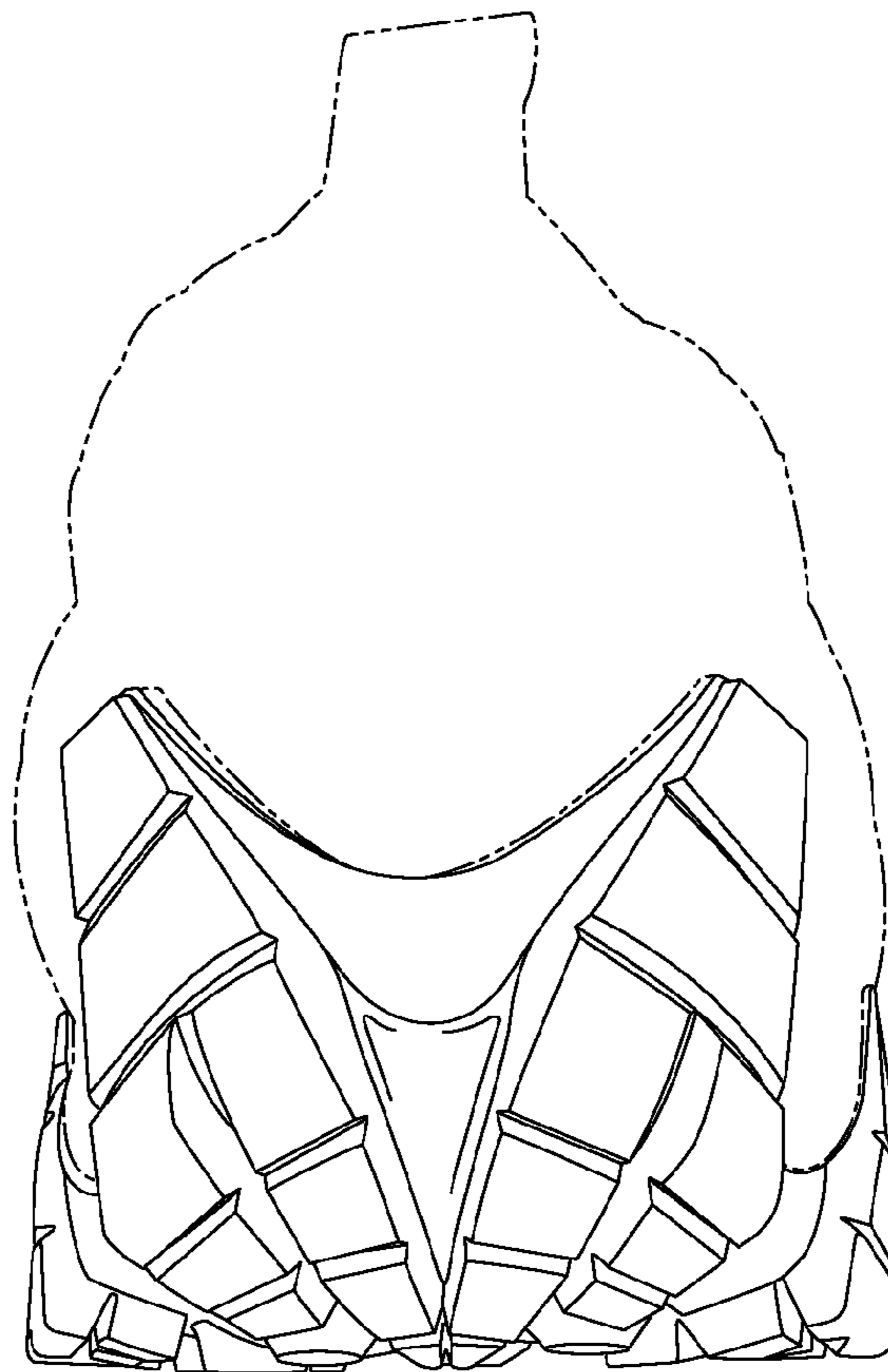


Fig. 6