



US00D580138S

(12) **United States Design Patent**  
**Belley et al.**

(10) **Patent No.:** **US D580,138 S**  
(45) **Date of Patent:** **\*\* Nov. 11, 2008**

(54) **FOOTWEAR SOLE**

(75) Inventors: **Manon Belley**, Laval (CA); **Martin W. F. Dean**, St. Albans (GB); **Grant A. Urie**, Shelburne, VT (US)

(73) Assignee: **Wolverine World Wide, Inc.**, Rockford, MI (US)

(\*\*) Term: **14 Years**

(21) Appl. No.: **29/293,132**

(22) Filed: **Nov. 7, 2007**

(51) **LOC (8) Cl.** ..... **02-04**

(52) **U.S. Cl.** ..... **D2/952; D2/953**

(58) **Field of Classification Search** ..... D2/947,  
D2/948, 951, 952, 953, 954, 956, 958, 959,  
D2/960; 36/59 C, 32 R

See application file for complete search history.

(56) **References Cited**

**U.S. PATENT DOCUMENTS**

D378,786 S	*	4/1997	Chesnut	.....	D99/38
D434,595 S	*	12/2000	Cheng	.....	D7/374
D477,707 S	*	7/2003	Adams et al.	.....	D2/952
D487,839 S		3/2004	Matis et al.		
D503,018 S	*	3/2005	Shih	.....	D28/80
D555,883 S	*	11/2007	Andersen et al.	.....	D2/952
D555,884 S	*	11/2007	Andersen et al.	.....	D2/952
D558,963 S	*	1/2008	McClaskie	.....	D2/952
D559,506 S	*	1/2008	McClaskie	.....	D2/952
D571,088 S	*	6/2008	St-Louis et al.	.....	D2/953

**OTHER PUBLICATIONS**

CAT 1997 Catalog, p. 37.

Merrell Sandals Spring, Summer 1996 Catalog, p. 4.

Hy-Test 1998 Catalog, p. 69.

Merrell Spring Performance Footwear 2000 Catalog, p. 41.

Harley-Davidson 2000 Catalog, p. 33.

Patagonia Spring/Summer 2007 Catalog, p. 18.

CAT Autumn/Winter 2007 Catalog, p. 3.

Hyttest 2007 Catalog, p. 73.

Bates 2007 Catalog, p. 20.

Wolverine 2000 Catalog Rubber Section, p. 1.

\* cited by examiner

*Primary Examiner*—Celia A Murphy

(74) *Attorney, Agent, or Firm*—Warner Norcross & Judd LLP

(57) **CLAIM**

The ornamental design for footwear sole, as shown and described.

**DESCRIPTION**

FIG. 1 is a perspective view of the footwear sole embodying the new design;

FIG. 2 is a bottom view thereof;

FIG. 3 is a reduced scale right side view thereof;

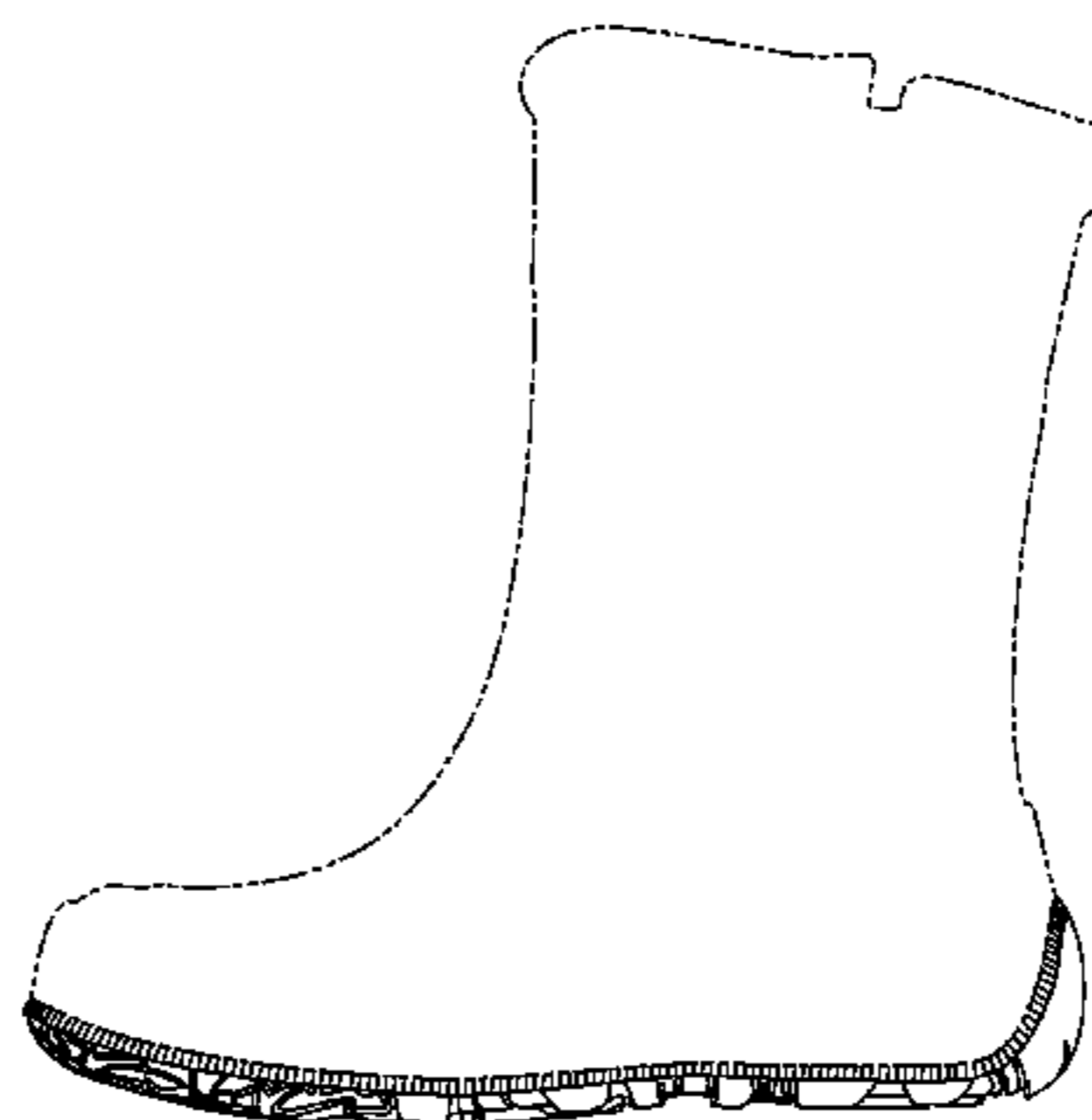
FIG. 4 is a reduced scale left side view thereof;

FIG. 5 is a front view thereof; and,

FIG. 6 is a rear view thereof.

FIGS. 1–6 show features of an article of footwear in phantom lines. These features are shown for environmental purposes and do not form any part of the claimed design. Further, the phantom lines immediately adjacent the solid-line portions of the design form the boundary of the design, with the phantom lines forming no part of the claimed design.

**1 Claim, 4 Drawing Sheets**



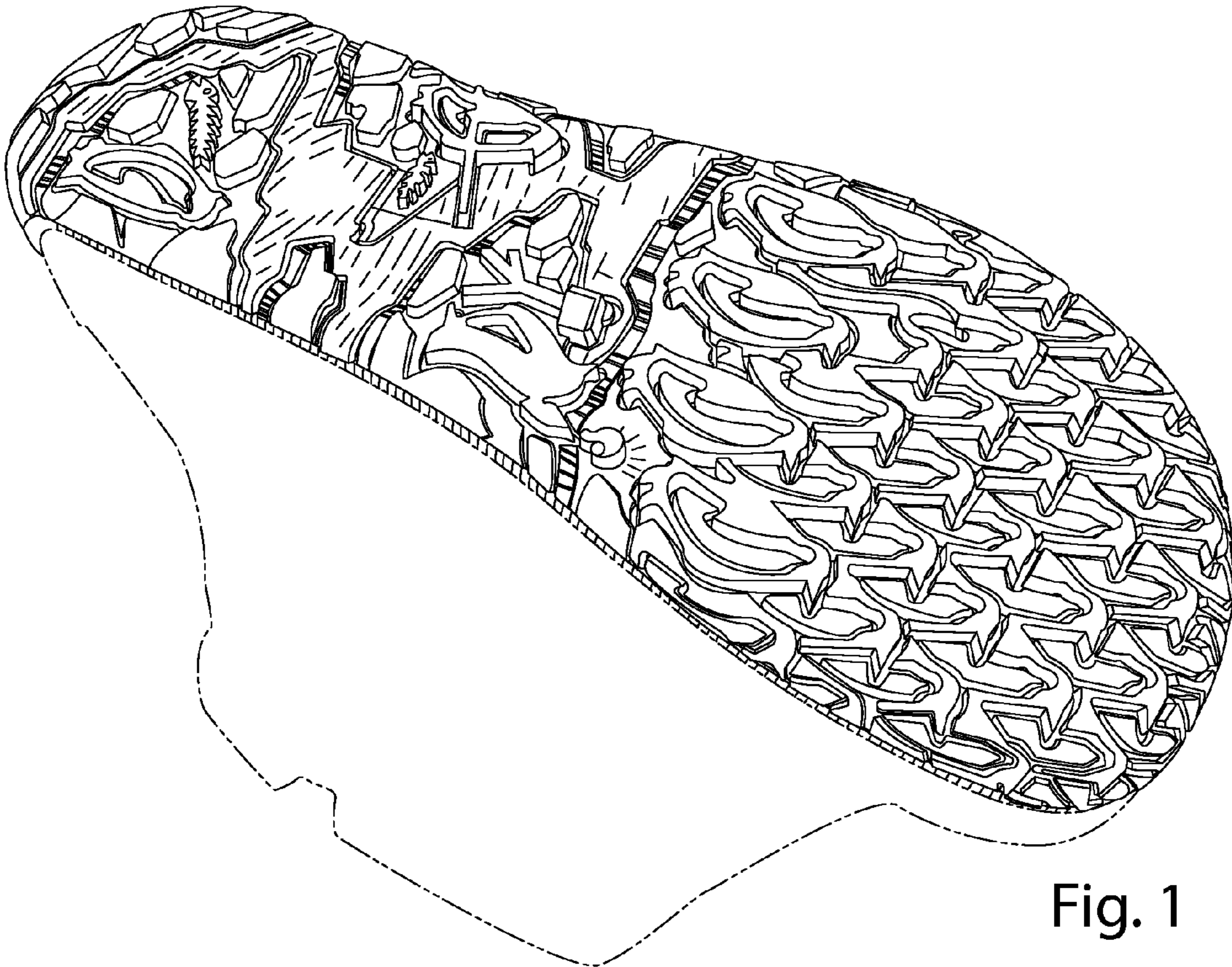




Fig. 2



Fig. 3



Fig. 4

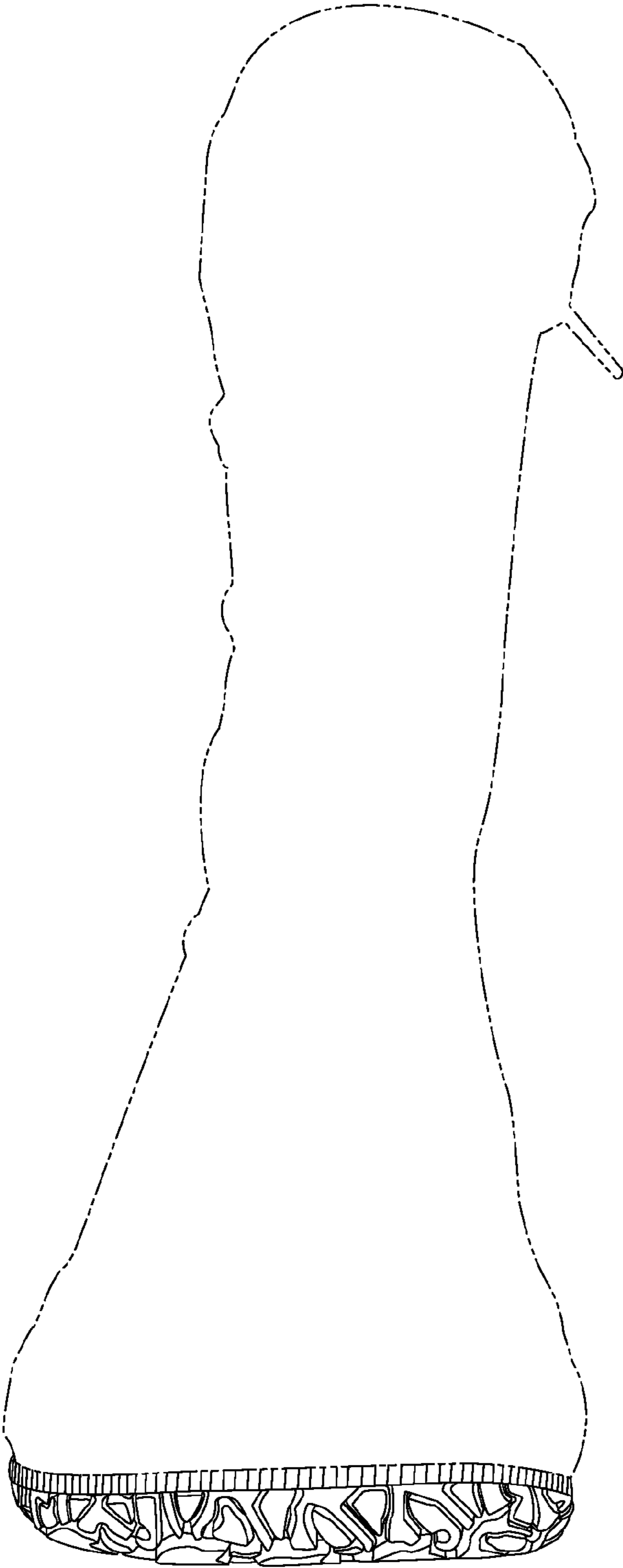


Fig. 5

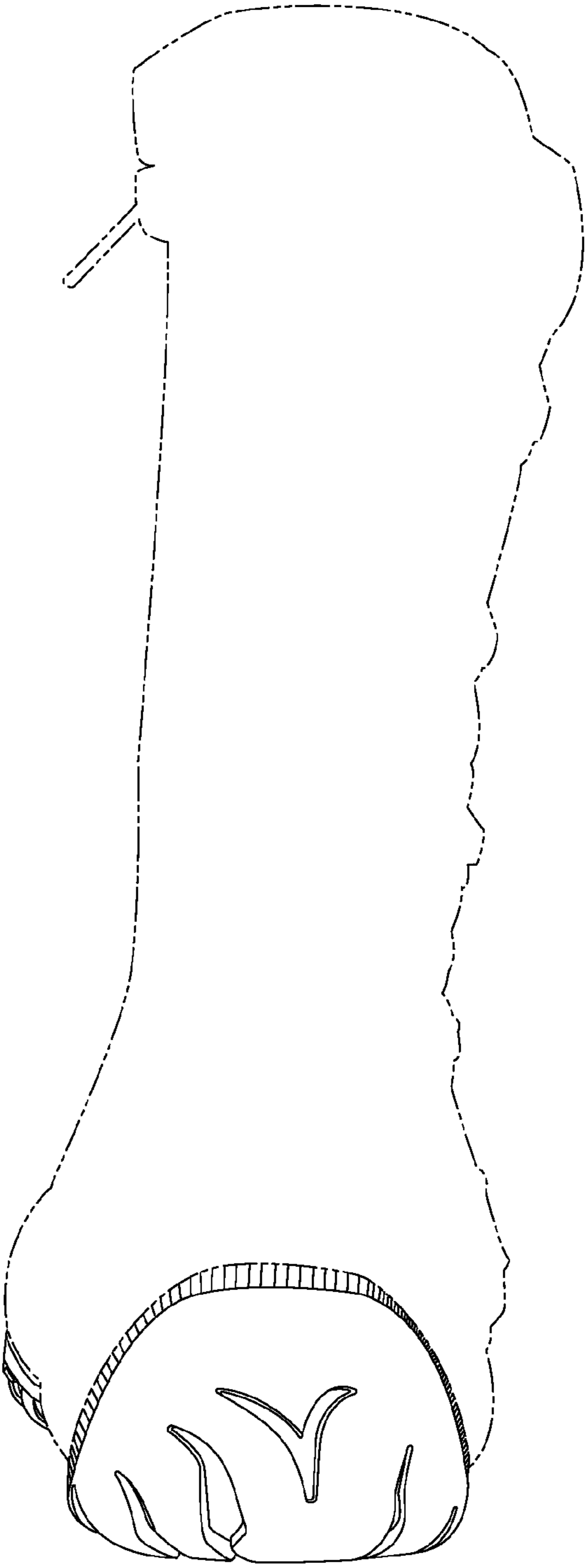


Fig. 6