

US00D580137S

(12) **United States Design Patent**
Andersen et al.

(10) **Patent No.:** **US D580,137 S**

(45) **Date of Patent:** **** Nov. 11, 2008**

(54) **FOOTWEAR SOLE**

(75) Inventors: **Deborah H. Andersen**, Prevost (CA);
Warren Malkin, St. Albans (GB);
Grant A. Urie, Shelburne, VT (US)

(73) Assignee: **Wolverine World Wide, Inc.**, Rockford,
MI (US)

(**) Term: **14 Years**

(21) Appl. No.: **29/293,097**

(22) Filed: **Nov. 7, 2007**

(51) **LOC (8) Cl.** **02-04**

(52) **U.S. Cl.** **D2/952; D2/953**

(58) **Field of Classification Search** D2/902,
D2/947, 951, 952, 953, 954, 955, 956, 957,
D2/959, 960, 962; 36/117.3, 126, 127, 134,
36/7.7, 7.6, 59 C, 59 A, 67 A, 25 R
See application file for complete search history.

(56) **References Cited**

U.S. PATENT DOCUMENTS

D71,293 S *	10/1926	Meeker	D5/66
2,160,768 A *	5/1939	Wasser	36/72 R
3,012,342 A *	12/1961	Eliseo	36/3 B
D192,023 S *	1/1962	Messinger	D2/955
3,662,478 A *	5/1972	Schwab	36/59 C
D344,054 S *	2/1994	Attinello et al.	D12/546
D402,449 S *	12/1998	Robinson et al.	D2/951
D424,287 S *	5/2000	Edwards	D2/957
D485,423 S *	1/2004	Truelsen	D2/953
D485,666 S *	1/2004	Bray et al.	D2/919
D487,184 S *	3/2004	Issler	D2/953
D495,121 S *	8/2004	McClaskie	D2/952
D497,703 S *	11/2004	Lupo et al.	D2/953
D500,914 S *	1/2005	Ammon	D2/953
D509,048 S *	9/2005	Sonnergren	D2/956
D523,614 S *	6/2006	Mitchell	D2/960

D531,788 S *	11/2006	Rittberg	D2/959
D564,736 S *	3/2008	Belley et al.	D2/952
D564,741 S *	3/2008	Covatch	D2/957
D567,492 S *	4/2008	Belley et al.	D2/957
D569,086 S *	5/2008	Le	D2/957
D569,595 S *	5/2008	Le	D2/960
2003/0172548 A1 *	9/2003	Fuerst	36/28
2003/0182820 A1 *	10/2003	Fuerst et al.	36/11.5
2005/0012741 A1 *	1/2005	Chen et al.	345/419
2005/0012746 A1 *	1/2005	Chen et al.	345/441

OTHER PUBLICATIONS

CAT Footwear 1997 Catalog, p. 37.

(Continued)

Primary Examiner—Celia A Murphy

(74) *Attorney, Agent, or Firm*—Warner Norcross & Judd LLP

(57) **CLAIM**

The ornamental design for footwear sole, as shown and described.

DESCRIPTION

FIG. 1 is a perspective view of the footwear sole embodying the new design;

FIG. 2 is a bottom view thereof;

FIG. 3 is a right side view thereof;


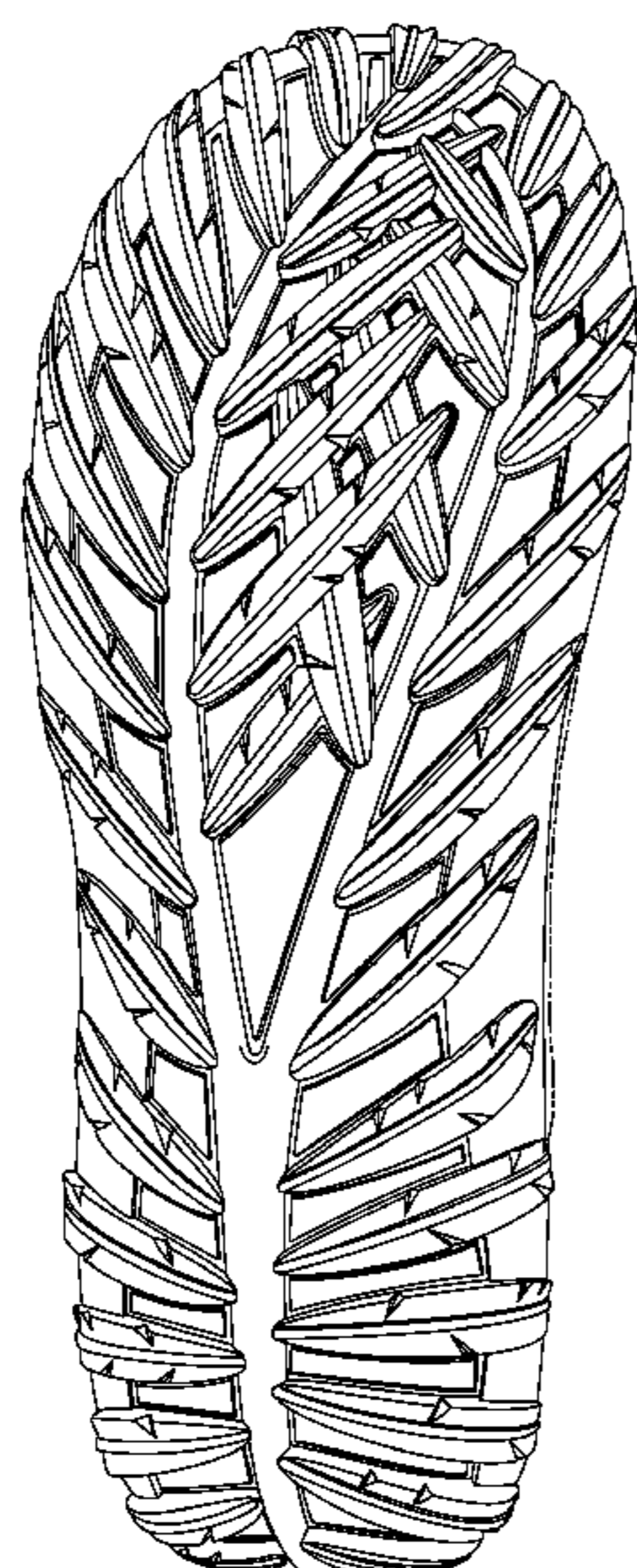
FIG. 4 is a left side view thereof;

FIG. 5 is a front view thereof; and,

FIG. 6 is a rear view thereof.

FIGS. 1–6 show features of an article of footwear in phantom lines. These features are shown for environmental purposes and do not form any part of the claimed design. Further, the phantom lines immediately adjacent the solid-line portions of the design form the boundary of the design, with the phantom lines forming no part of the claimed design.

1 Claim, 4 Drawing Sheets



US D580,137 S

Page 2

OTHER PUBLICATIONS

Merrell Sandals Spring, Summer 1996 Catalog, p. 4.

Hy-Test 1998 Catalog, p. 69.

Merrell Performance Footwear Spring 2000 Catalog, p. 41.

Harley-Davidson 2000 Catalog, p. 33.

Patagonia Spring/Summer 2007 Catalog, p. 18.

CAT 2007 Winter Catalog, p. 3.

Hyttest 2007 Catalog, p. 73.

Bates 2007 Catalog, p. 20.

Wolverine 2000 Catalog, Rubber Section, p. 1.

* cited by examiner

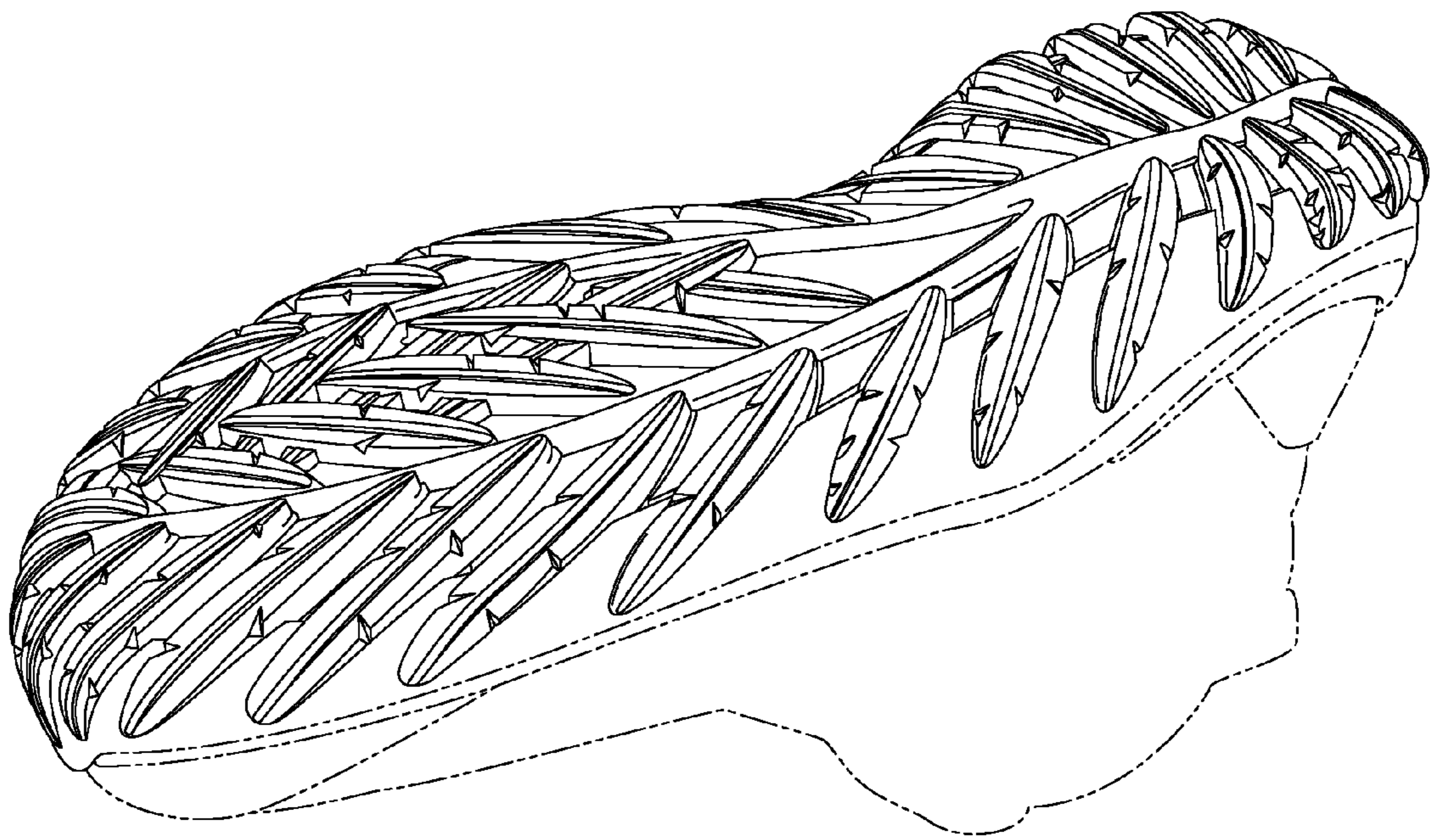


Fig. 1

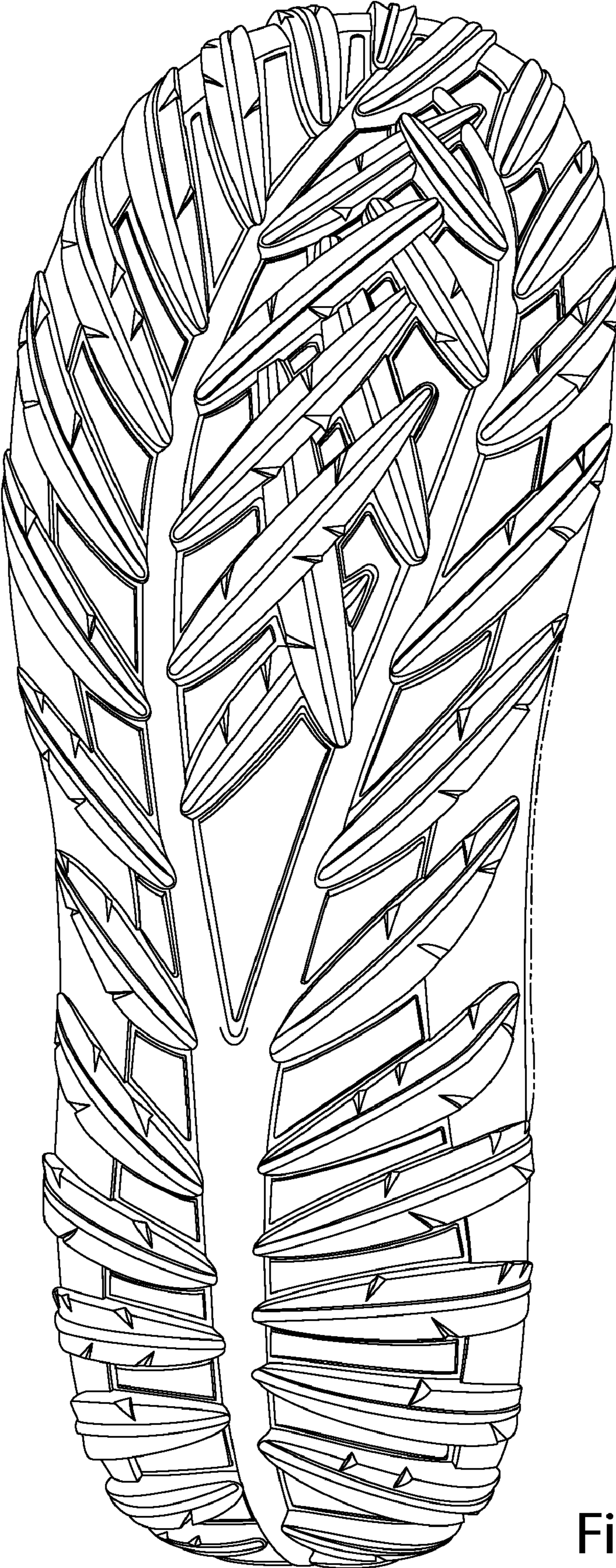


Fig. 2




Fig. 3



Fig. 4

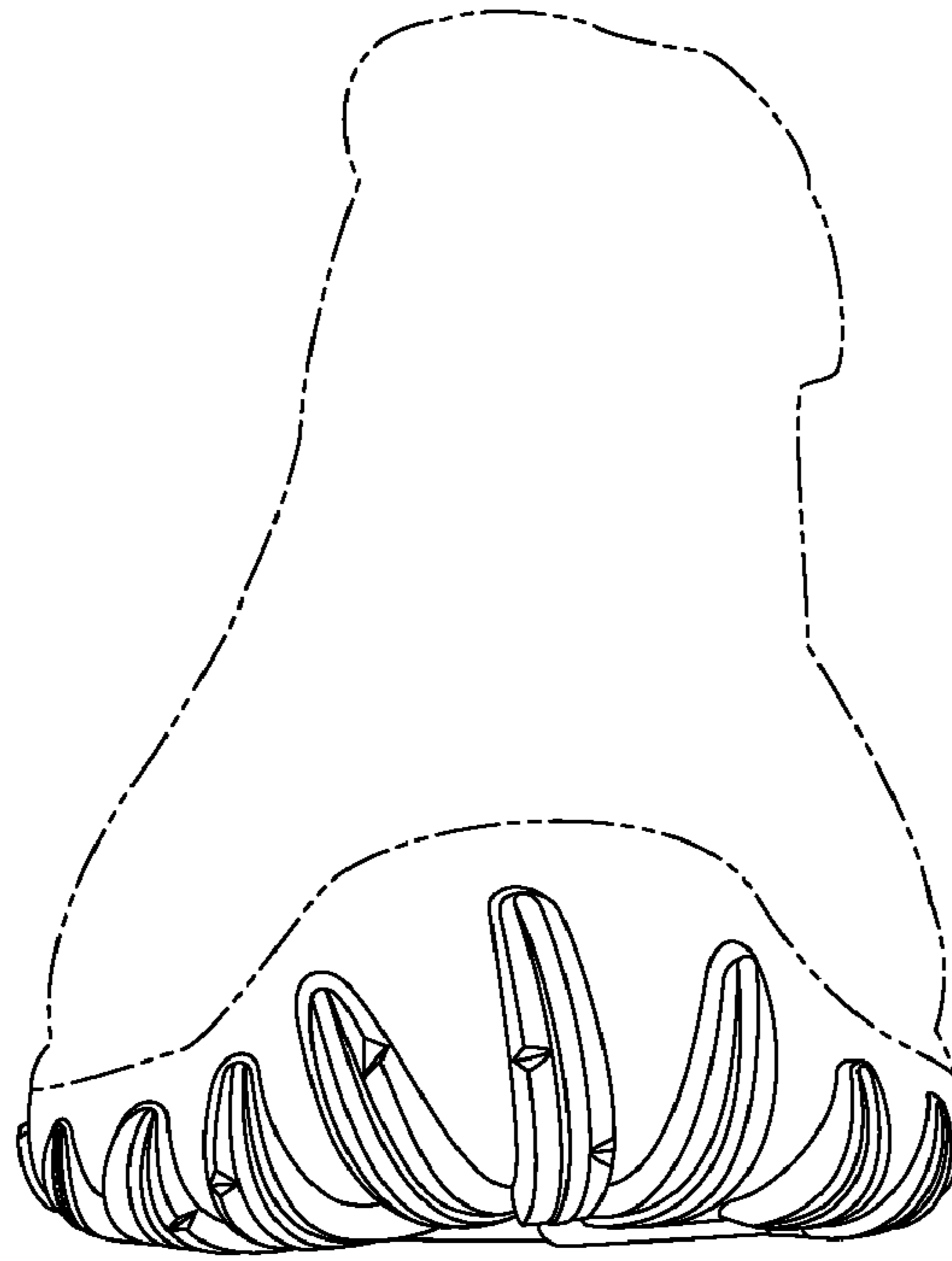


Fig. 5



Fig. 6