



US00D580136S

(12) **United States Design Patent**
St-Louis et al.

(10) **Patent No.:** **US D580,136 S**

(45) **Date of Patent:** **** Nov. 11, 2008**

(54) **FOOTWEAR SOLE**

(75) Inventors: **Julie St-Louis**, Montreal (CA); **Defne Yalkut**, Milan (IT)

(73) Assignee: **Wolverine World Wide, Inc.**, Rockford, MI (US)

(**) Term: **14 Years**

(21) Appl. No.: **29/293,088**

(22) Filed: **Nov. 7, 2007**

(51) **LOC (8) Cl.** **02-04**

(52) **U.S. Cl.** **D2/952; D2/953; D2/959**

(58) **Field of Classification Search** D2/947,
D2/948, 951, 952, 953, 954, 956, 958, 959,
D2/960; 36/59 C, 32 R

See application file for complete search history.

(56) **References Cited**

U.S. PATENT DOCUMENTS

D86,026 S *	1/1932	Hopwood	D2/952
D414,319 S *	9/1999	Werman	D2/959
D420,496 S *	2/2000	Singer	D2/951
D473,696 S *	4/2003	Mangee	D2/952
D477,707 S *	7/2003	Adams et al.	D2/952
D494,347 S *	8/2004	McClaskie	D2/952
D509,647 S *	9/2005	McClaskie	D2/952
D511,609 S *	11/2005	Magro et al.	D2/908
D548,433 S *	8/2007	McClaskie	D2/952
D550,432 S *	9/2007	Belley et al.	D2/952
D550,433 S	9/2007	Andersen et al.		
D550,938 S	9/2007	Belley et al.		
D554,332 S *	11/2007	Schoenborn et al.	D2/952

D559,506 S * 1/2008 McClaskie D2/952
2006/0021253 A1 * 2/2006 Pasternak et al. 36/59 C

* cited by examiner

Primary Examiner—Celia A Murphy

(74) *Attorney, Agent, or Firm*—Warner Norcross & Judd LLP

(57) **CLAIM**

The ornamental design for footwear sole, as shown and described.

DESCRIPTION

FIG. 1 is a perspective view of the footwear sole embodying the new design;

FIG. 2 is a bottom view thereof;

FIG. 3 is a reduced scale right side view thereof;

FIG. 4 is a reduced scale left side view thereof;

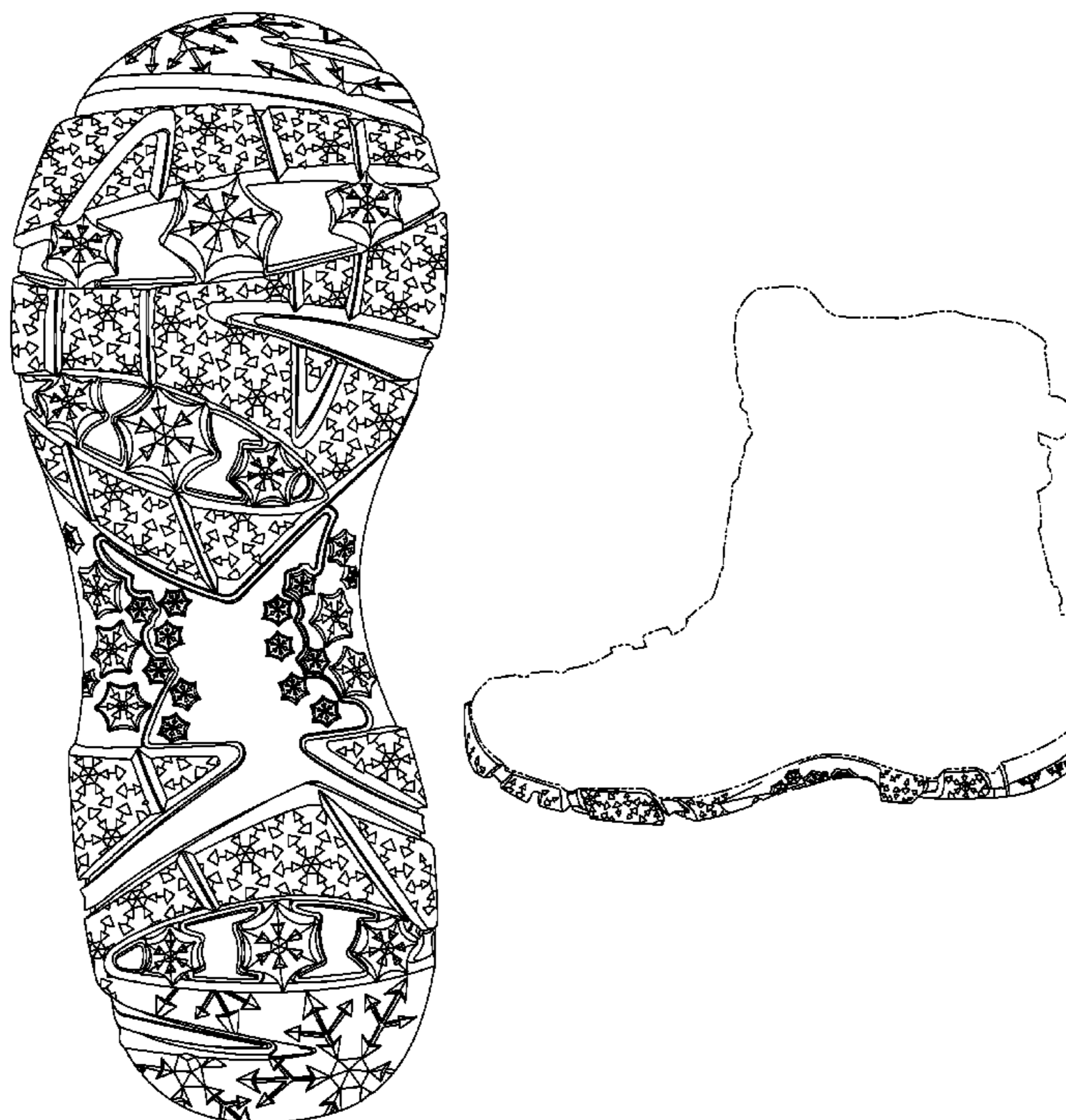
FIG. 5 is a front view thereof;

FIG. 6 is a rear view thereof; and,

FIG. 7 is a close-up view of the portion of the footwear sole identified in FIG. 1, including additional detail that are representative of the entire sole, but would have been unclear if shown in FIG. 1.

FIGS. 1–7 show features of an article of footwear in phantom lines. These features are shown for environmental purposes and do not form any part of the claimed design. Further, the phantom lines immediately adjacent the solid-line portions of the design form the boundary of the design, with the phantom lines forming no part of the claimed design.

1 Claim, 5 Drawing Sheets



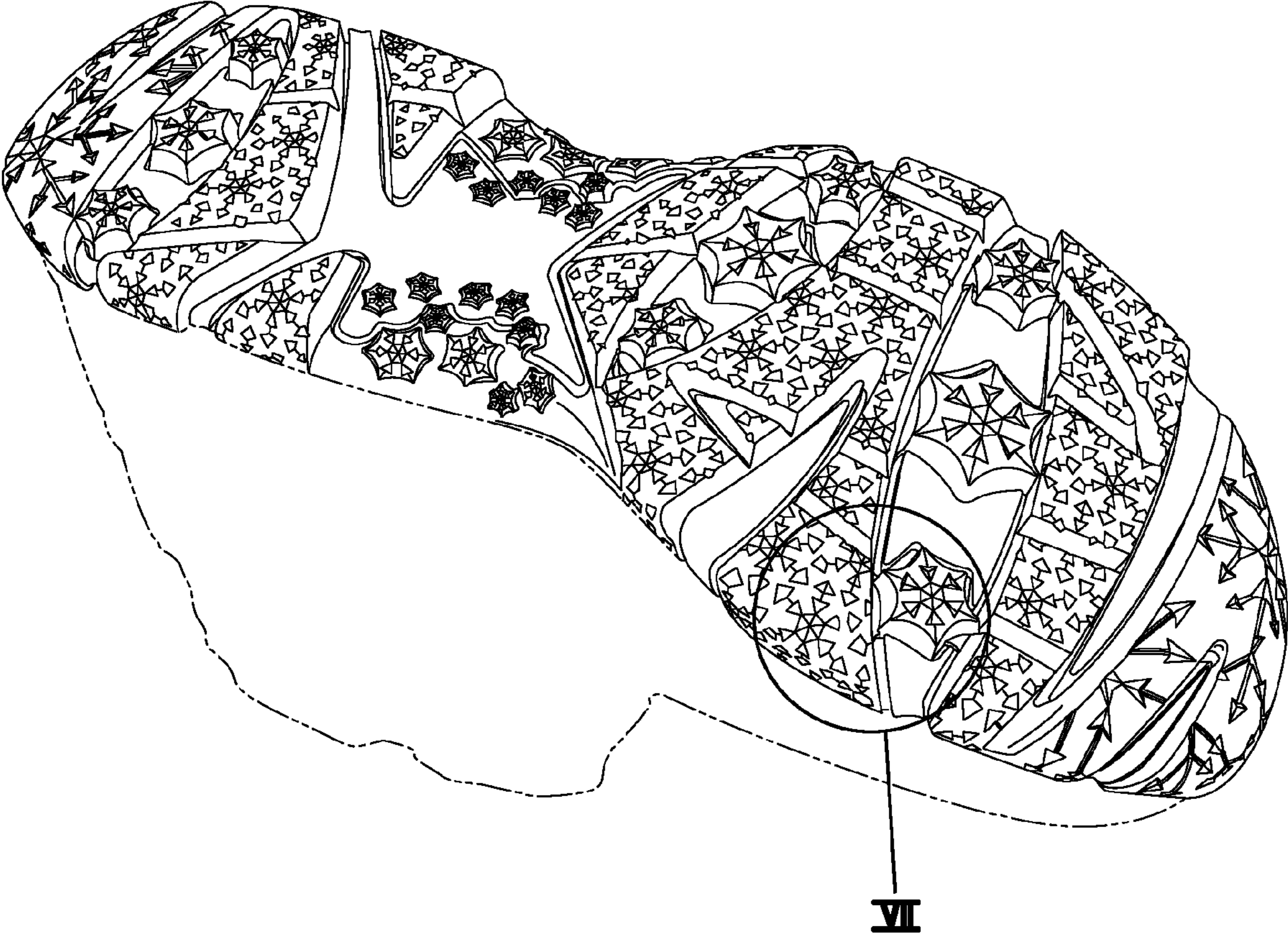


Fig. 1



Fig. 2



Fig. 3



Fig. 4

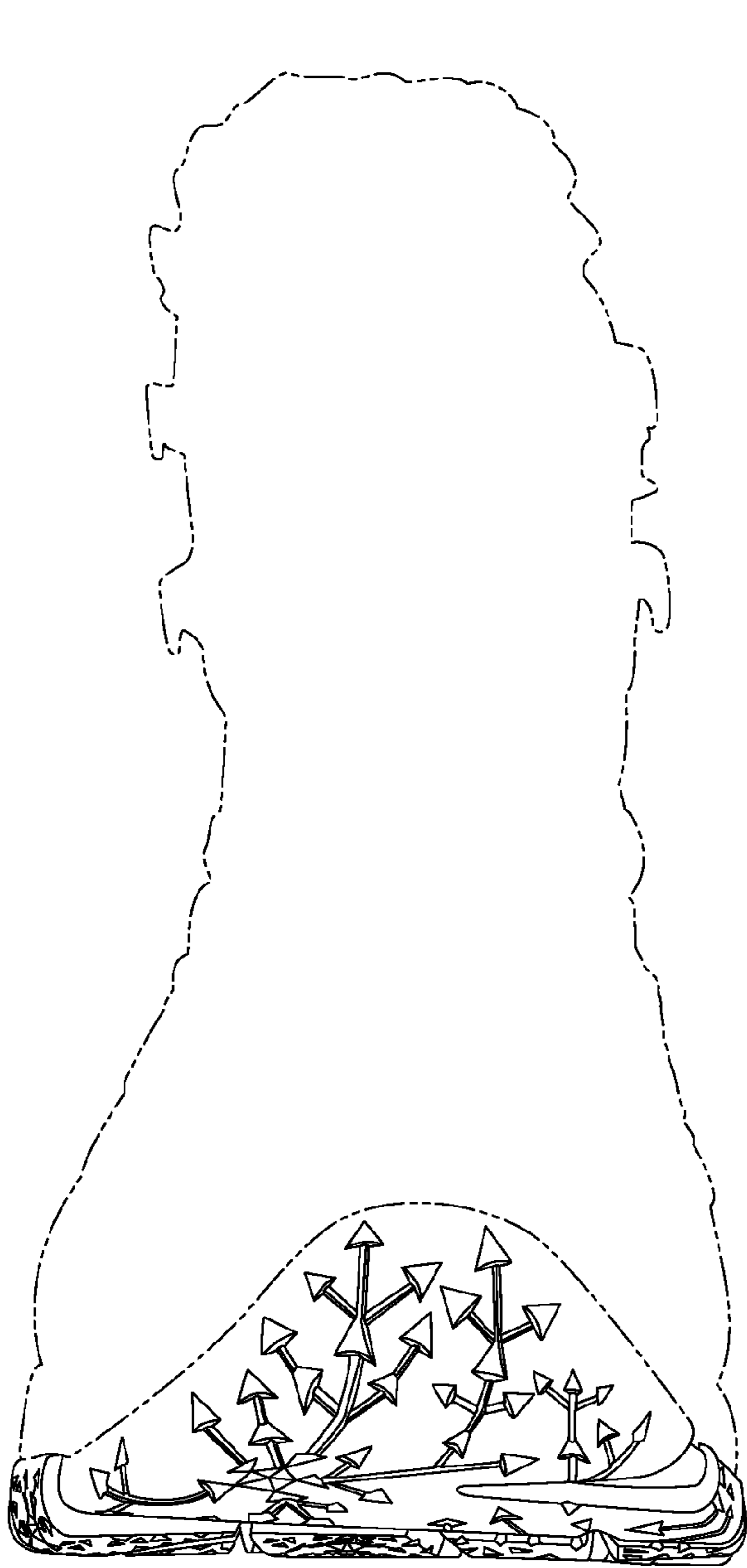


Fig. 5

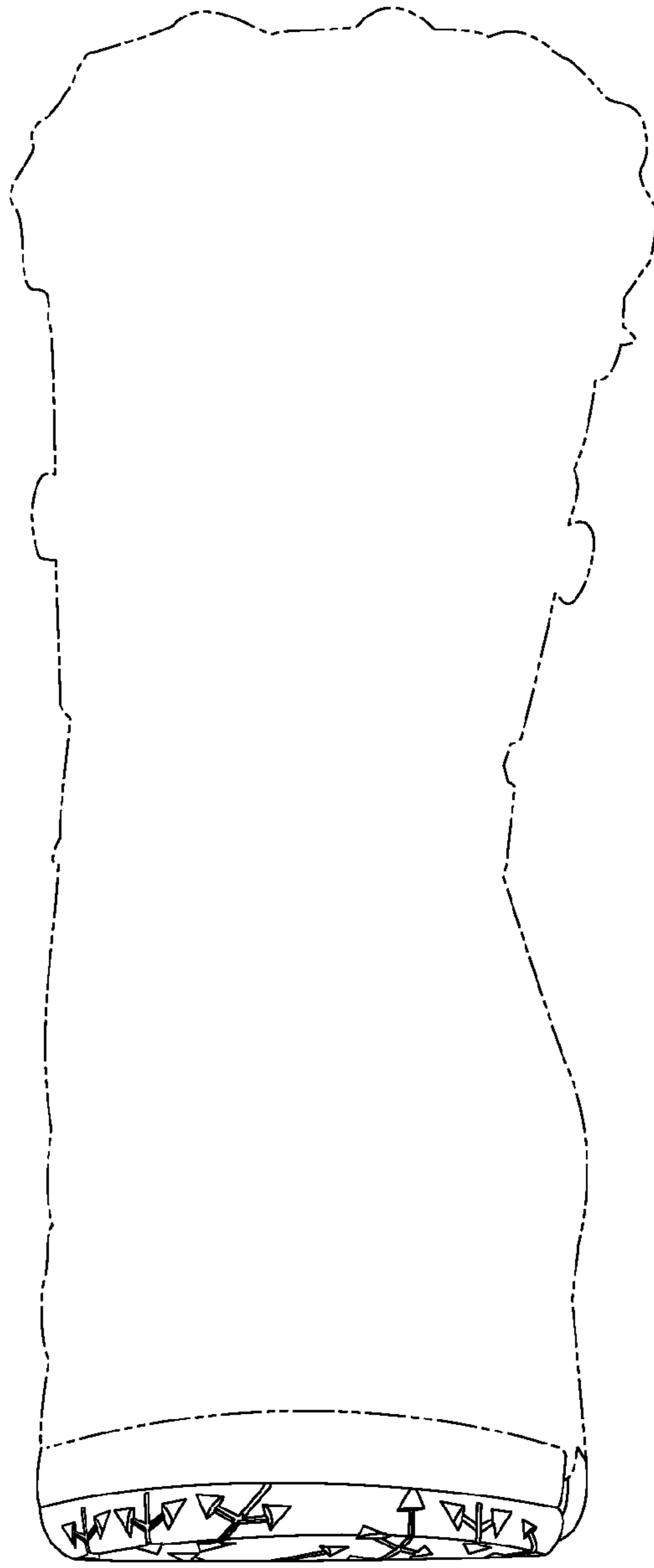


Fig. 6




Fig. 7