



US00D580135S

(12) **United States Design Patent**
Belley et al.

(10) **Patent No.:** **US D580,135 S**

(45) **Date of Patent:** **** Nov. 11, 2008**

(54) **FOOTWEAR SOLE**

(75) Inventors: **Manon Belley**, Laval (CA); **Cristian Ardissono**, Venegazzu del Montello (IT)

(73) Assignee: **Wolverine World Wide, Inc.**, Rockford, MI (US)

(**) Term: **14 Years**

(21) Appl. No.: **29/293,085**

(22) Filed: **Nov. 7, 2007**

(51) **LOC (8) Cl.** **02-04**

(52) **U.S. Cl.** **D2/952; D2/953**

(58) **Field of Classification Search** D2/947,
D2/948, 951, 952, 953, 954, 956, 958, 959,
D2/960; 36/59 C, 32 R

See application file for complete search history.

(56) **References Cited**

U.S. PATENT DOCUMENTS

D86,026	S *	1/1932	Hopwood	D2/952
4,180,923	A *	1/1980	Dassler	36/32 R
D460,247	S *	7/2002	Liu et al.	D2/952
D480,203	S *	10/2003	Matis et al.	D2/952
D494,347	S *	8/2004	McClaskie	D2/952
D524,519	S *	7/2006	Le	D2/952
D525,017	S *	7/2006	Ochoa	D2/952
D548,434	S *	8/2007	McClaskie	D2/953
D550,432	S *	9/2007	Belley et al.	D2/952
D555,338	S *	11/2007	McClaskie	D2/952
D555,883	S *	11/2007	Andersen et al.	D2/952
D555,884	S *	11/2007	Andersen et al.	D2/952
D559,506	S *	1/2008	McClaskie	D2/952

OTHER PUBLICATIONS

CAT 1997 Catalog, p. 37.

Merrell Sandals Spring, Summer 1996 Catalog, p. 4.

Hy-Test 1998 Catalog, p. 69.

Merrell Spring Performance Footwear 2000 Catalog, p. 41.

Harley-Davidson 2000 Catalog, p. 33.

Patagonia Spring/Summer 2007 Catalog, p. 18.

CAT Autumn/Winter 2007 Catalog, p. 3.

Hyttest 2007 Catalog, p. 73.

Bates 2007 Catalog, p. 20.

Wolverine 2000 Catalog Rubber Section, p. 1.

* cited by examiner

Primary Examiner—Celia A Murphy

(74) *Attorney, Agent, or Firm*—Warner Norcross & Judd LLP

(57) **CLAIM**

The ornamental design for footwear sole, as shown and described.

DESCRIPTION

FIG. 1 is a perspective view of the footwear sole embodying the new design;

FIG. 2 is a bottom view thereof;

FIG. 3 is a right side view thereof;

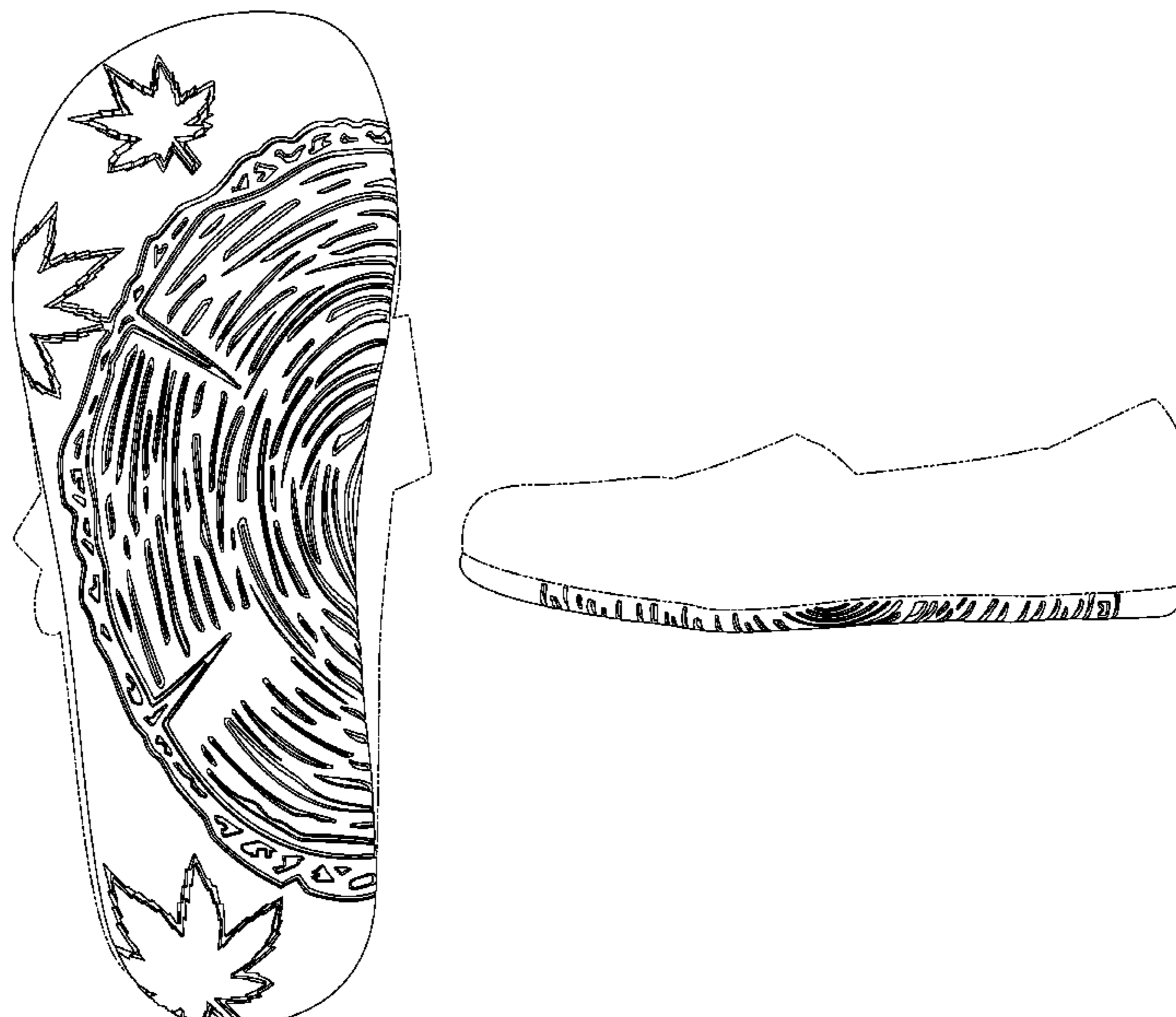
FIG. 4 is a left side view thereof;

FIG. 5 is a front view thereof; and,

FIG. 6 is a rear view thereof.

FIGS. 1–6 show features of an article of footwear in phantom lines. These features are shown for environmental purposes and do not form any part of the claimed design. Further, the phantom lines immediately adjacent the solid-line portions of the design form the boundary of the design, with the phantom lines forming no part of the claimed design.

1 Claim, 4 Drawing Sheets



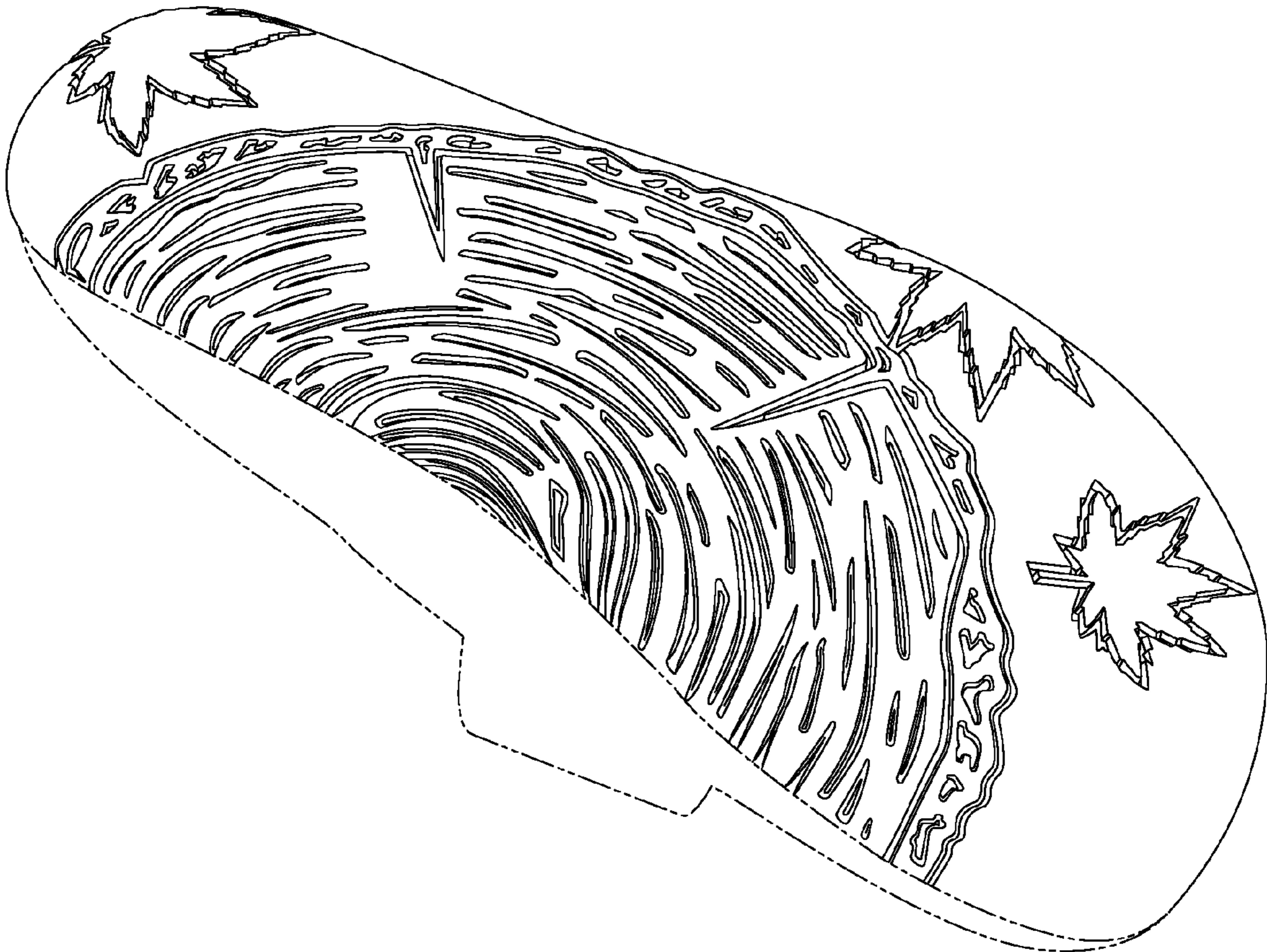


Fig. 1

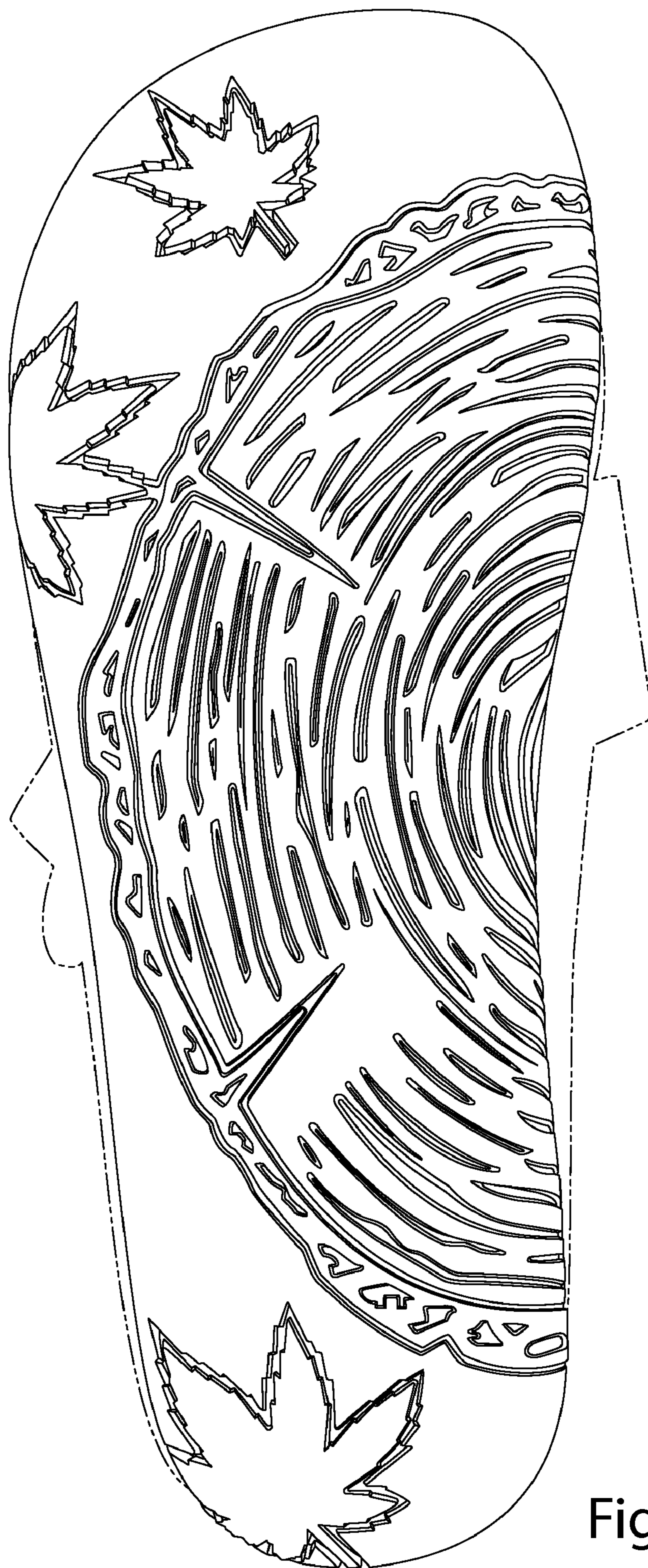


Fig. 2

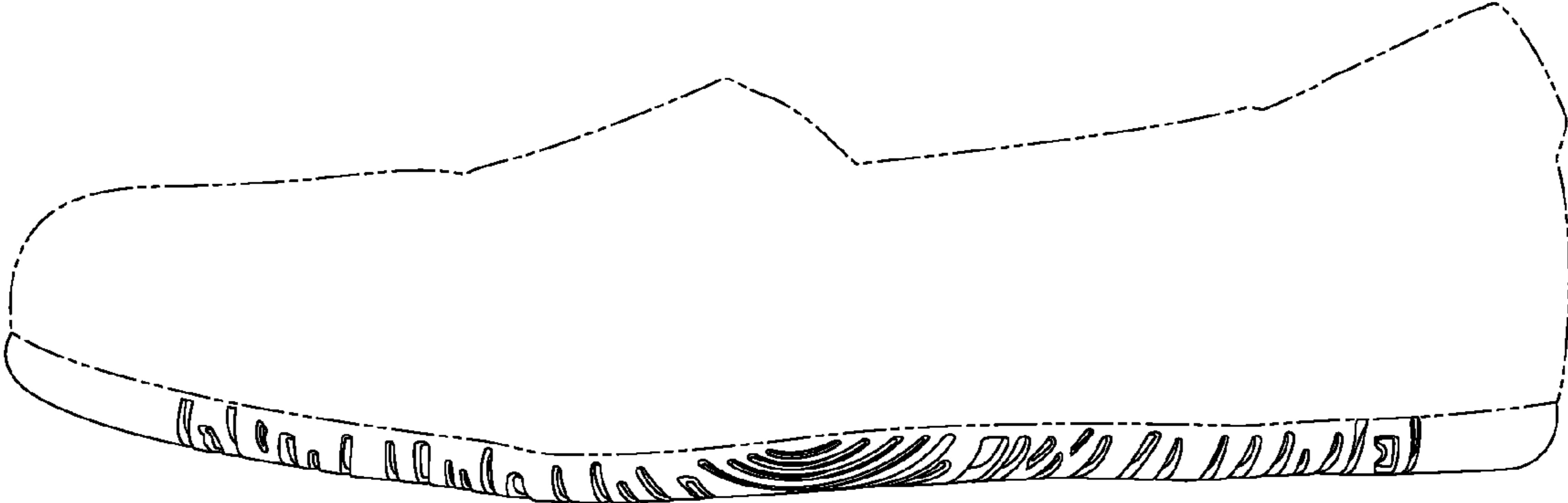


Fig. 3



Fig. 4

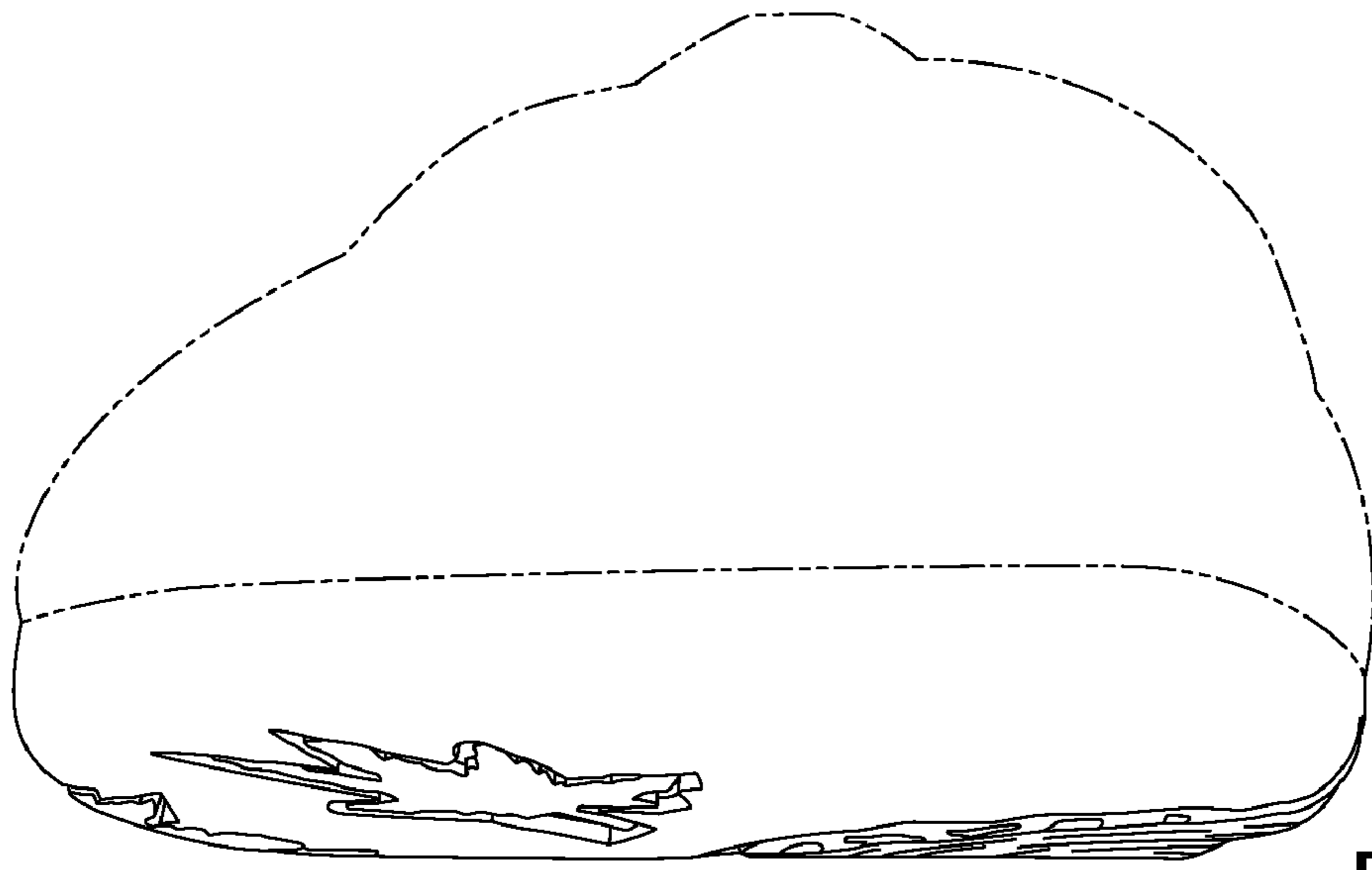


Fig. 5

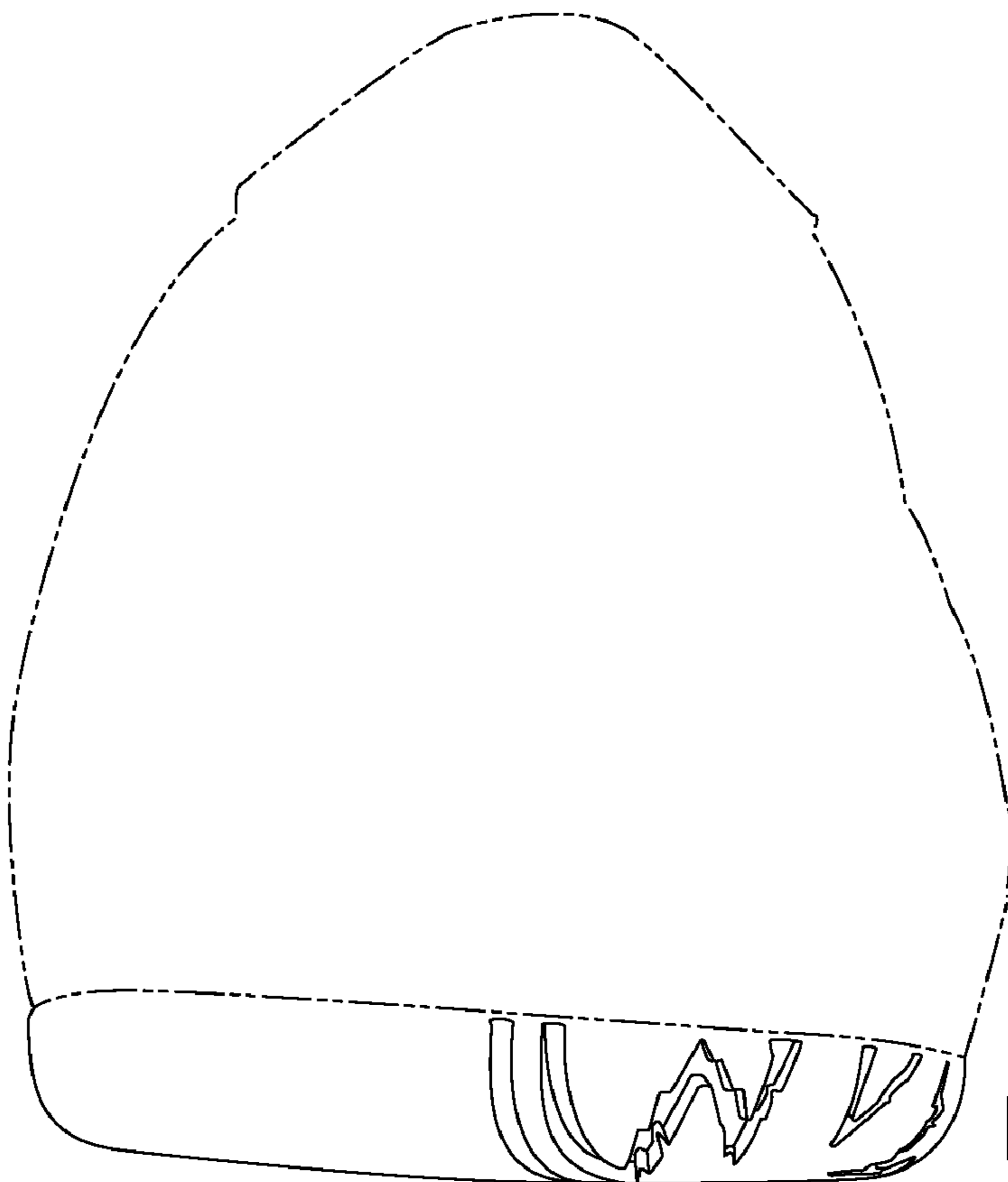


Fig. 6