



US00D580126S

(12) **United States Design Patent**
Rieder

(10) **Patent No.:** **US D580,126 S**
(45) **Date of Patent:** **** Nov. 11, 2008**

(54) **RIDING PANTS**

(75) Inventor: **Colleen Rieder**, Bosque Farms, NM
(US)

(73) Assignee: **JBR Equestrian, LLC**, Los Lunas, NM
(US)

(**) Term: **14 Years**

(21) Appl. No.: **29/261,291**

(22) Filed: **Jun. 12, 2006**

D375,824 S	11/1996	Volpati	
D376,680 S	12/1996	Volpati	
D381,789 S	8/1997	Katz	
D391,739 S	3/1998	Volpati	
D411,907 S	7/1999	Kling	
D420,492 S	2/2000	Tannenbaum	
D461,943 S *	8/2002	Lyden	D2/742
D467,705 S	12/2002	Leflet et al.	
D469,241 S	1/2003	Moore	
D469,596 S	2/2003	Schneider	
D469,946 S *	2/2003	Hansen et al.	D2/742
D522,718 S *	6/2006	Rieder	D2/742
D527,512 S *	9/2006	Chionna	D2/742
D532,958 S *	12/2006	Kent	D2/742
D537,237 S *	2/2007	Chionna	D2/742

Related U.S. Application Data

(63) Continuation-in-part of application No. 29/201,322, filed on Mar. 12, 2004, now Pat. No. Des. 522,718, which is a continuation-in-part of application No. 29/199,948, filed on Feb. 20, 2004, now abandoned.

(51) **LOC (8) Cl.** **02-02**

(52) **U.S. Cl.** **D2/742**

(58) **Field of Classification Search** D2/742,
D2/743, 747-750, 753, 828; 2/79, 71, 80,
2/213, 214, 67, 227, 247

See application file for complete search history.

(56) **References Cited**

U.S. PATENT DOCUMENTS

331,959 A	12/1885	Goldsmith	
1,099,875 A *	6/1914	Fuiks	2/227
D262,325 S	12/1981	Miller et al.	
D273,434 S	4/1984	Galbreath	
D279,830 S *	7/1985	Setzler	D2/742
4,604,761 A	8/1986	Wright	
D293,617 S	1/1988	Barrett	
D300,383 S *	3/1989	Yasuda	D2/742
4,843,654 A	7/1989	March	
D314,660 S *	2/1991	Startin	D2/742
D331,757 S	12/1992	Biala	
D333,203 S *	2/1993	Jones	D2/738
D338,772 S	8/1993	Sauls	
D359,609 S	6/1995	Deslippe	
5,551,091 A	9/1996	Tyndall	

* cited by examiner

Primary Examiner—Charles A. Rademaker

Assistant Examiner—Charles D Hanson

(74) *Attorney, Agent, or Firm*—Vidal A. Oaxaca; Justin R. Jackson; Peacock Myers, P.C.

(57) **CLAIM**

The ornamental design for a pair of riding pants, as shown and described.

DESCRIPTION

FIG. 1 is a front elevational view of riding pants embodying my new design;

FIG. 2 is a partial left side elevational view thereof;

FIG. 3 is a rear elevational view thereof;

FIG. 4 is a left side elevational view thereof;

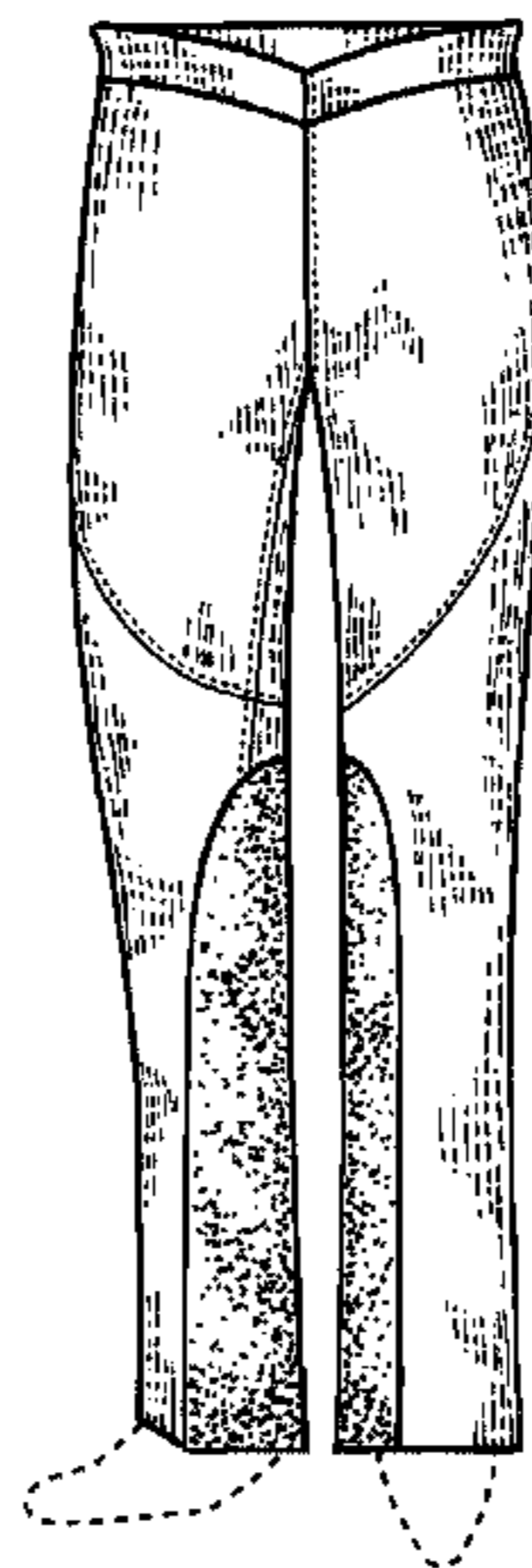
FIG. 5 is a right side elevational view thereof;

FIG. 6 is a partial right side elevational view thereof; and,

FIG. 7 is a partial rear elevational view thereof.

The broken line showing of the shoes and the pocket in FIG. 7 is included for the purpose of illustrating environment and forms no part of the claimed design. The broken line showing along the seams is for the purpose of illustrating conventional stitching.

1 Claim, 7 Drawing Sheets



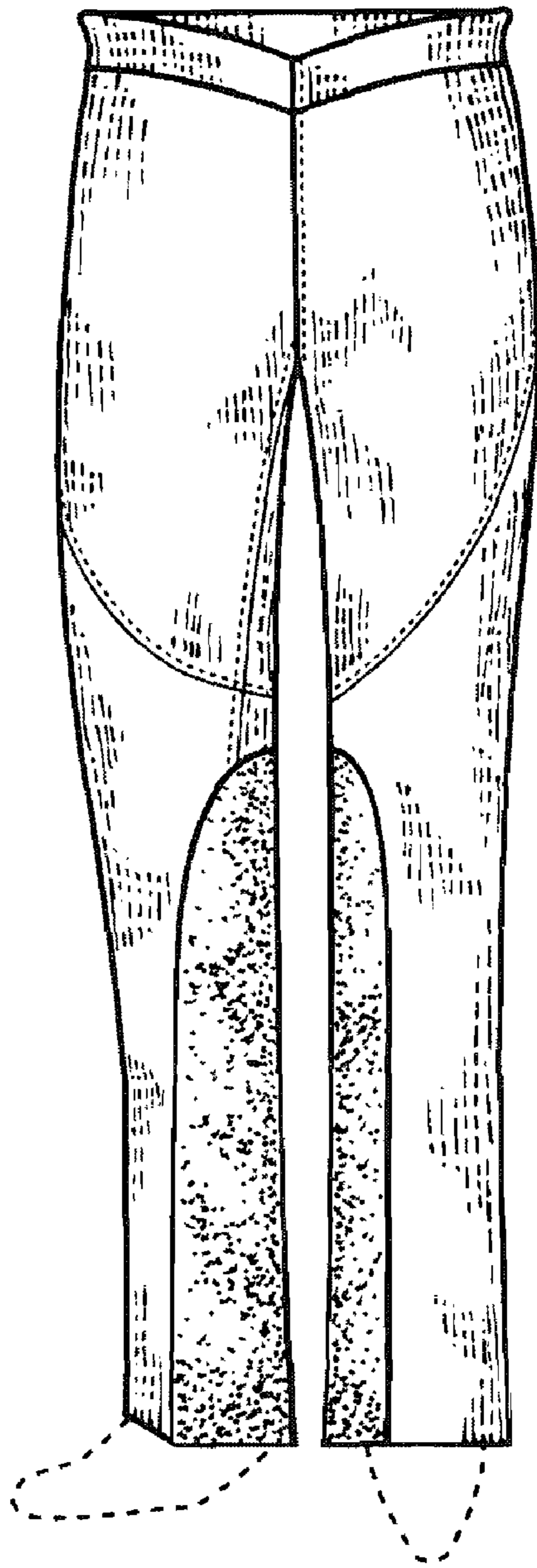


FIG. 1

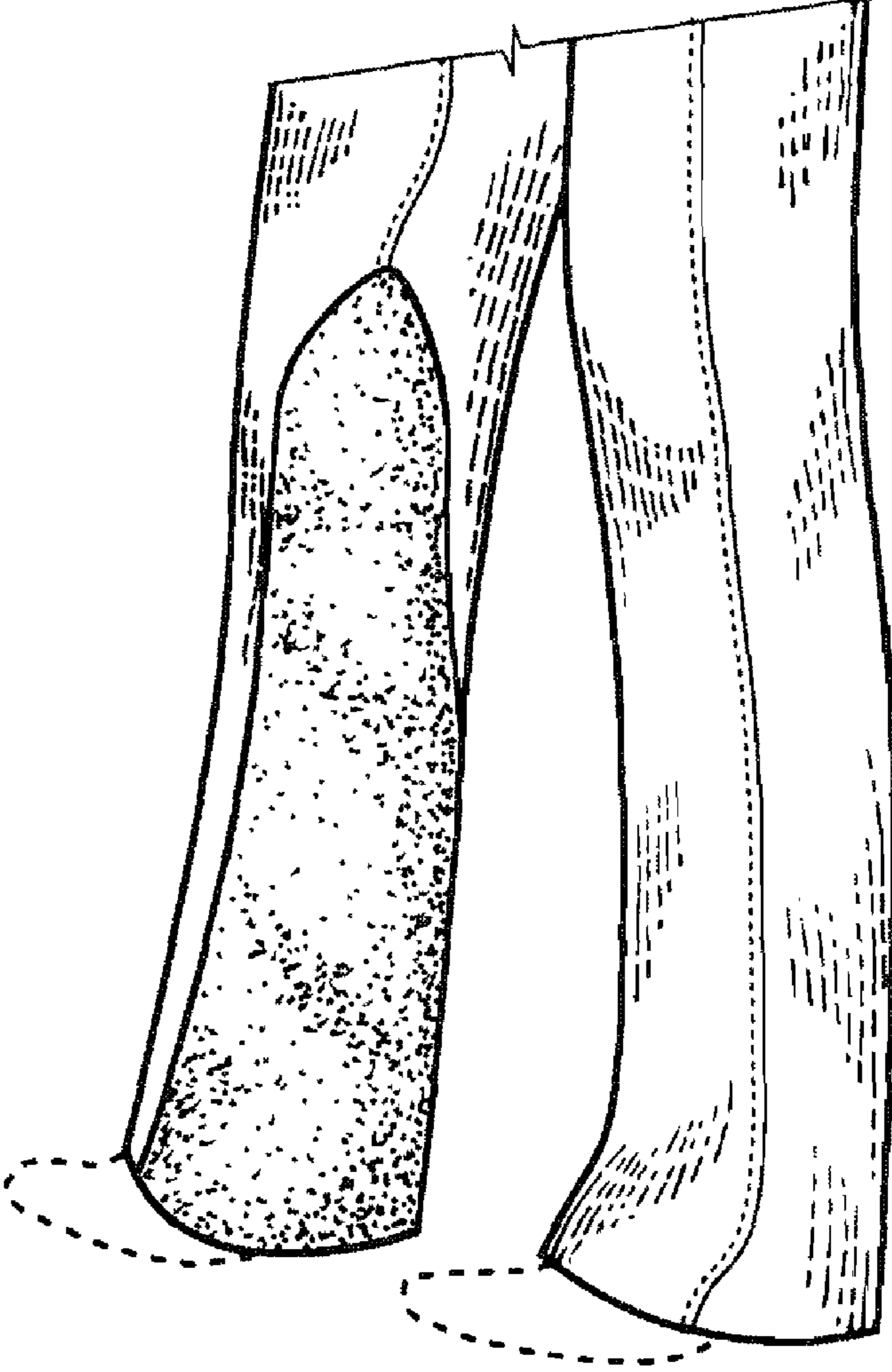


FIG. 2

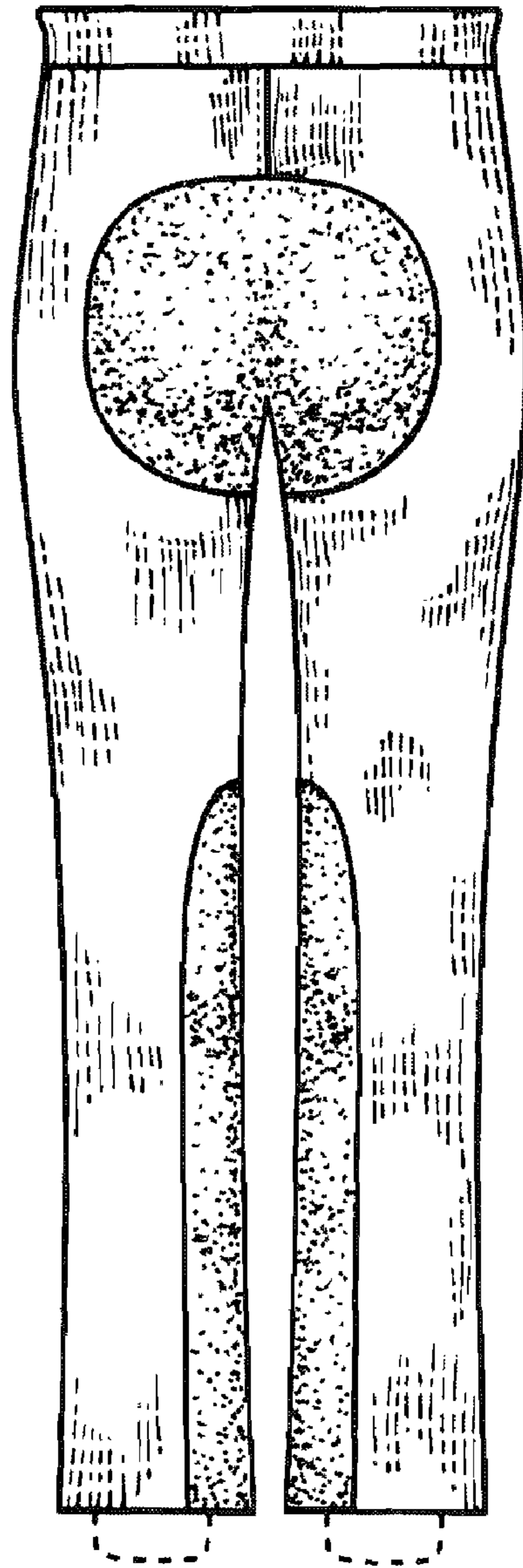


FIG. 3

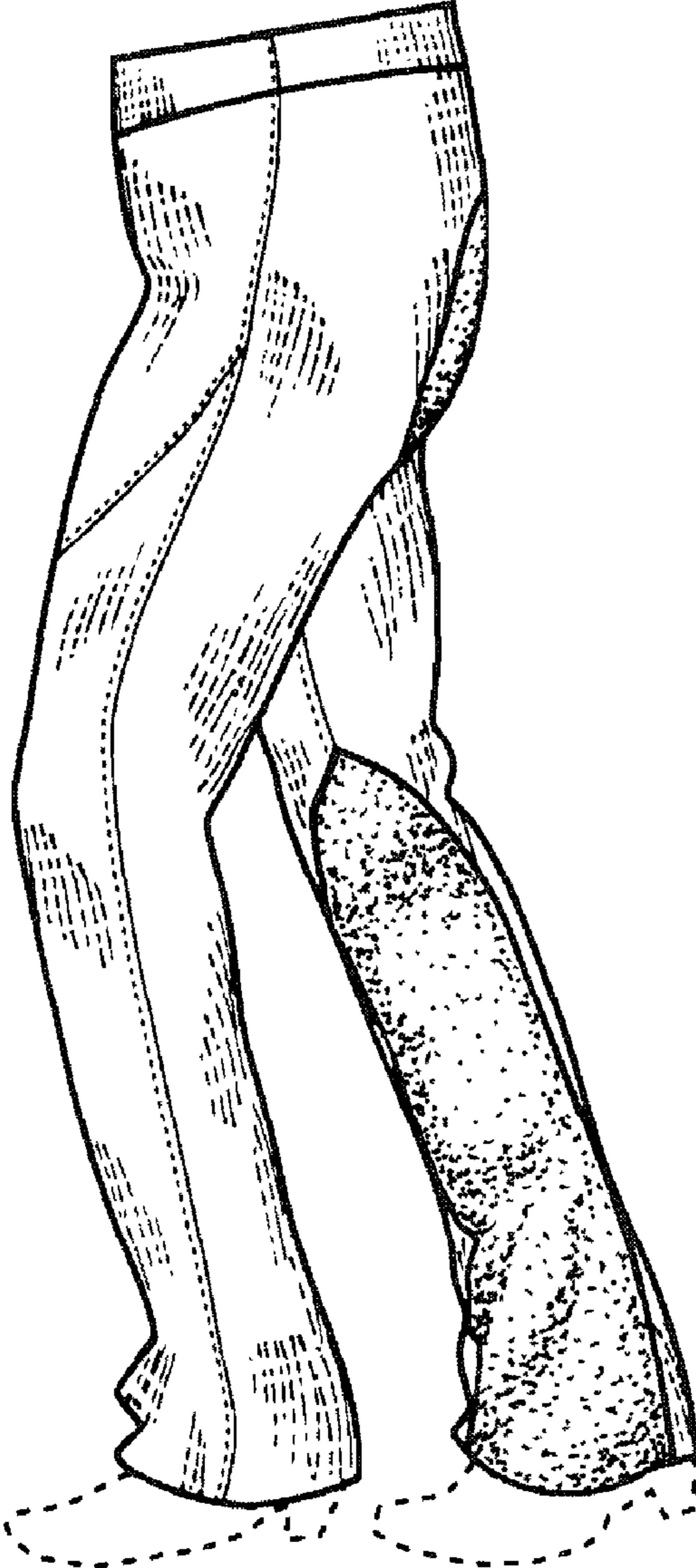


FIG. 4

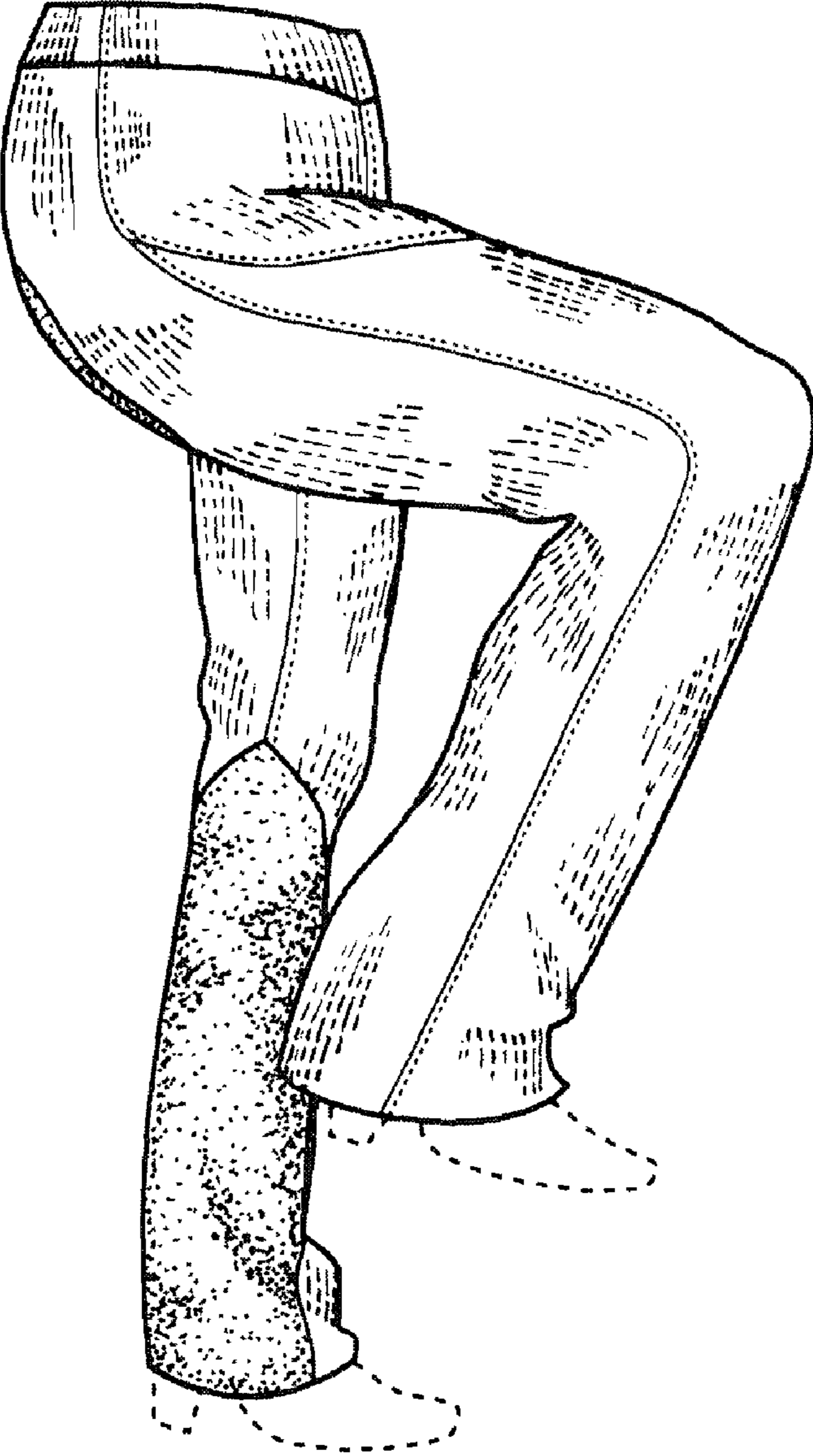


FIG. 5

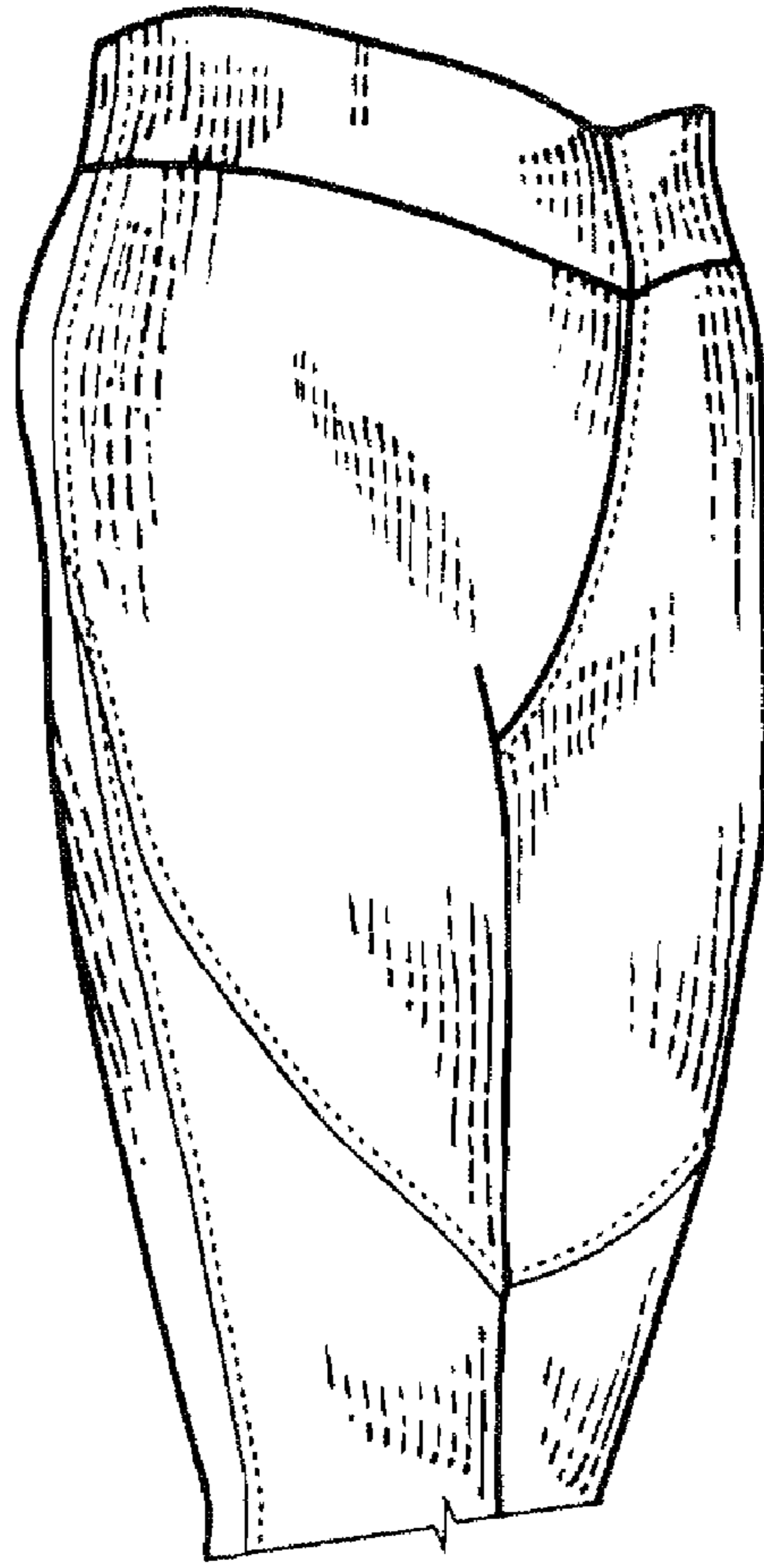


FIG. 6

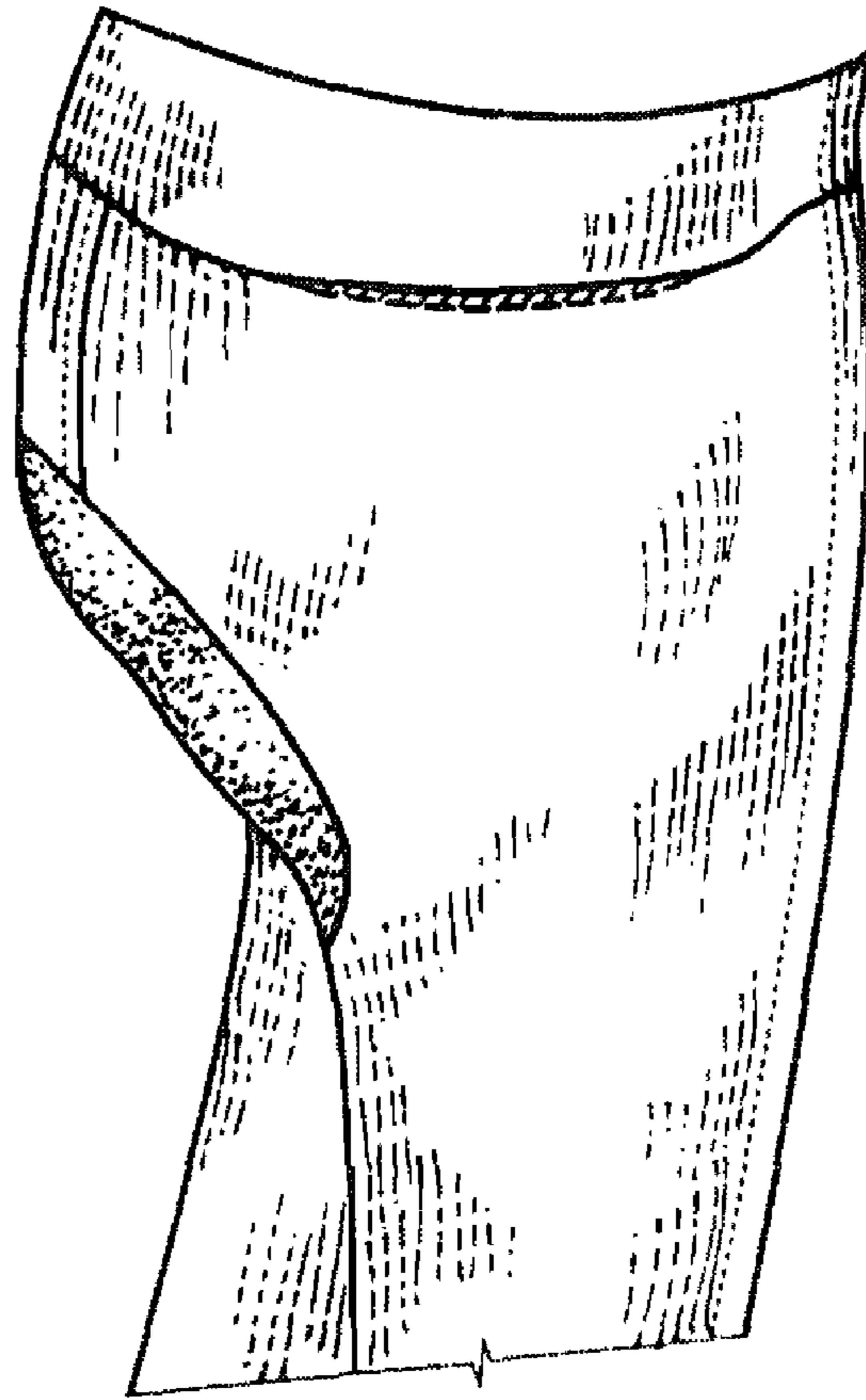


FIG. 7