

US00D580118S

(12) **United States Design Patent**
Berti et al.

(10) **Patent No.:** **US D580,118 S**

(45) **Date of Patent:** **** Nov. 4, 2008**

(54) **PORTION OF A MOP**

(75) Inventors: **Enzo Berti**, Venice (IT); **Marco Bizzotto**, Pieve Di Curtarolo (IT); **Roberto Pellacini**, Torrechiara (IT)

(73) Assignee: **The Libman Company**, Arcola, IL (US)

(**) Term: **14 Years**

(21) Appl. No.: **29/246,408**

(22) Filed: **Apr. 7, 2006**

(51) **LOC (8) Cl.** **04-01**

(52) **U.S. Cl.** **D32/51; D32/52; D32/50**

(58) **Field of Classification Search** D32/50–51,
D32/40, 44–45; 473/301–302; 15/143.1,
15/119.2, 120.1, 116.1–116.2, 150, 209.1–210.1;
401/137–140

See application file for complete search history.

(56) **References Cited**

U.S. PATENT DOCUMENTS

1,273,768 A	7/1918	Gillam	
1,709,622 A	4/1929	Justis	
2,046,164 A *	6/1936	Herkner	473/302
2,521,445 A	9/1950	Brown	
2,961,676 A *	11/1960	Michaels et al.	15/119.2
3,364,512 A	1/1968	Yamashita et al.	
3,462,788 A	8/1969	Abbott	
D228,250 S	8/1973	Young	
3,946,457 A	3/1976	Robinson	
4,308,762 A *	1/1982	Jannard	74/551.9
D268,790 S	4/1983	Hicks	
4,809,387 A	3/1989	Nakamura et al.	
D311,077 S	10/1990	Nakamura et al.	
5,060,338 A	10/1991	Yates et al.	
5,509,163 A	4/1996	Morad	
5,581,839 A	12/1996	Ferrell, Jr.	

D387,526 S	12/1997	Berti et al.	
D411,780 S *	7/1999	Muller	D7/393
5,976,266 A	11/1999	Anderson et al.	
6,108,848 A	8/2000	Monahan	
6,115,869 A *	9/2000	Libman	15/120.1
6,212,728 B1	4/2001	Facca et al.	
D474,869 S	5/2003	Libman	
D506,050 S *	6/2005	Lalanne et al.	D32/45
6,920,664 B2	7/2005	Libman et al.	

FOREIGN PATENT DOCUMENTS

DE	3607121	9/1987
ES	2117588	1/1998
GB	593452	10/1947
GB	1586313	3/1961
GB	7966	4/2008

* cited by examiner

Primary Examiner—Pamela J Burgess

(74) *Attorney, Agent, or Firm*—Banner & Witcoff, Ltd.

(57) **CLAIM**

An ornamental design for a portion of a mop, as shown and described.

DESCRIPTION

FIG. 1 is a front perspective view of a mop showing our new design for a portion of a mop;

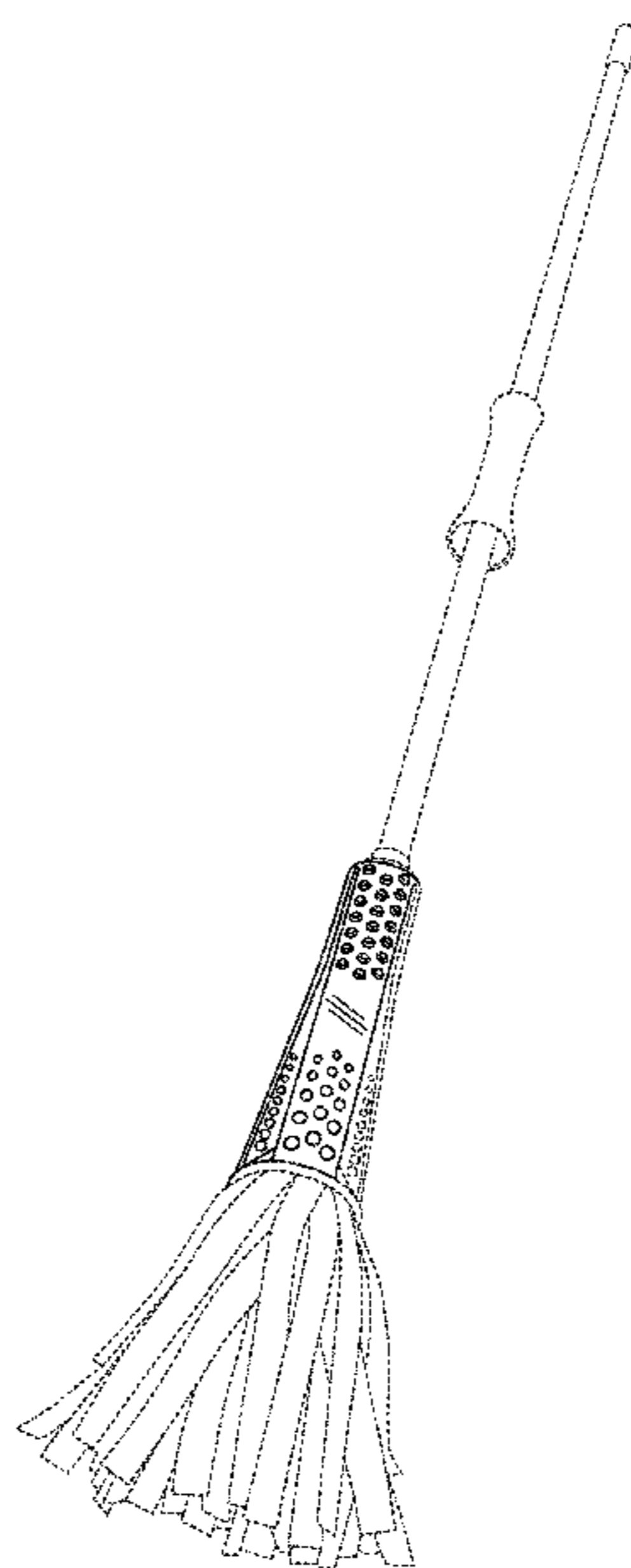
FIG. 2 is an enlarged front view of the portion of a mop,

FIG. 3 is an enlarged left side view thereof; and,

FIG. 4 is an enlarged top view thereof.

The broken line showings in FIGS. 1–4 are for illustrative purposes only and form no part of the claimed design. The S-shaped broken line showings toward the top of FIGS. 2 and 3 between the solid line showings represent unclaimed boundaries of the claimed design.

1 Claim, 2 Drawing Sheets



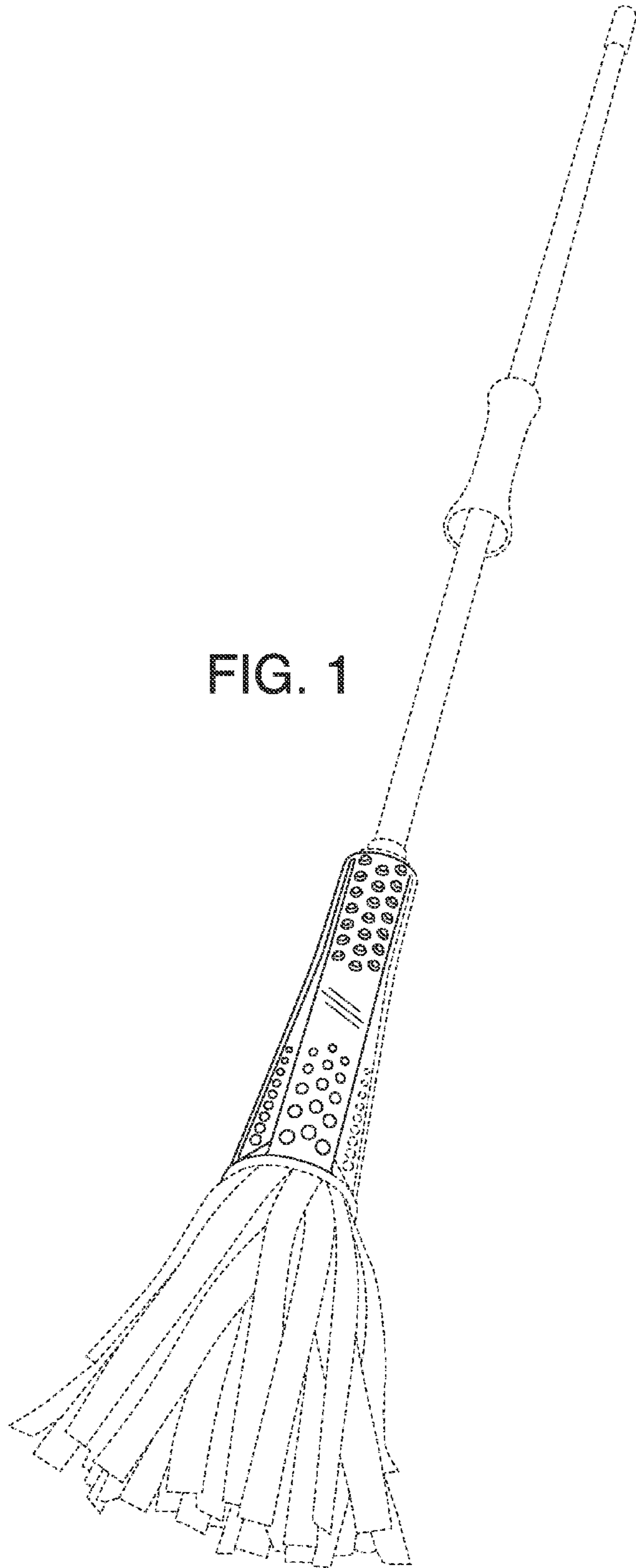


FIG. 1

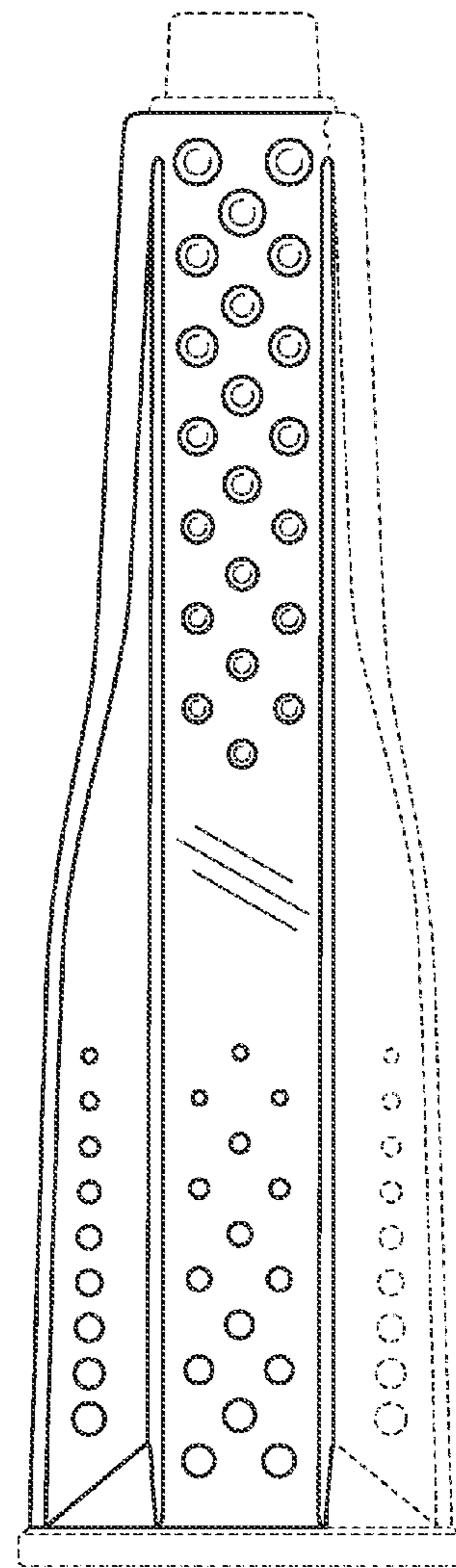


FIG. 2

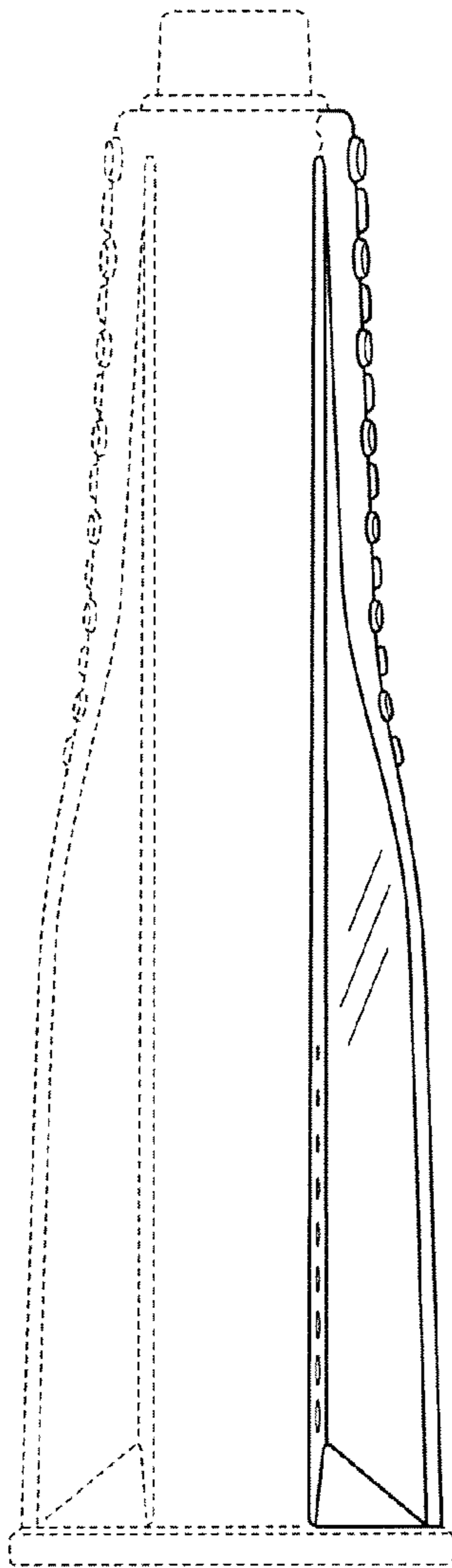


FIG. 3

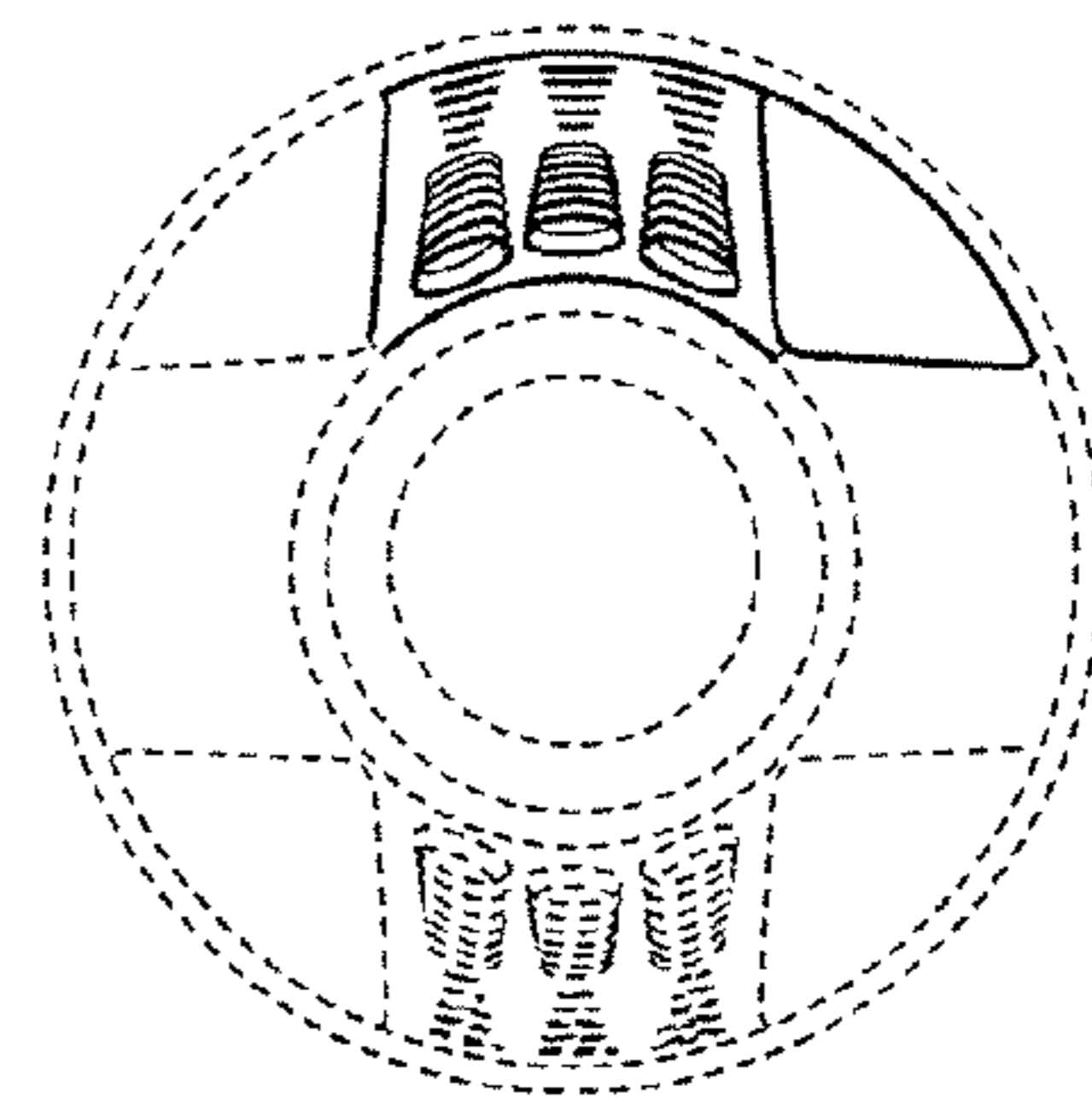


FIG. 4