



US00D580113S

(12) **United States Design Patent**  
**Grützke et al.**

(10) **Patent No.:** **US D580,113 S**  
(45) **Date of Patent:** **\*\* Nov. 4, 2008**

(54) **LAUNDRY APPLIANCE**

(75) Inventors: **Joachim Grützke**, New Bern, NC (US);  
**Jacques Helot**, München (DE); **James Jenkins**, New Bern, NC (US); **Daniel Lentz**, Blacksburg, VA (US); **Matthew Ricket**, New Bern, NC (US); **Robert Sachon**, München (DE); **Carsten Weber**, Aalen (DE)

(73) Assignee: **BSH Home Appliances Corporation**,  
Huntington Beach, CA (US)

(\*\*) Term: **14 Years**

(21) Appl. No.: **29/307,143**

(22) Filed: **Mar. 31, 2008**

**Related U.S. Application Data**

(62) Division of application No. 29/270,869, filed on Jan. 5, 2007, now Pat. No. Des. 568,556.

(51) **LOC (8) Cl.** ..... **15-05**

(52) **U.S. Cl.** ..... **D32/6**

(58) **Field of Classification Search** ..... D32/1,  
D32/5, 6, 8, 10; 34/58, 108, 130-132, 417,  
34/499, 523-524, 534, 595-597, 600, 603;  
68/3 R, 5 R, 12.01, 12.08, 212; 312/31  
See application file for complete search history.

(56) **References Cited**

**U.S. PATENT DOCUMENTS**

D465,622 S \* 11/2002 Wang et al. .... D32/6

D515,257 S \* 2/2006 Geyer ..... D32/6  
D517,256 S \* 3/2006 Kim ..... D32/6  
D524,493 S \* 7/2006 Choi et al. .... D32/6  
D531,765 S \* 11/2006 Schoene ..... D32/8  
D536,143 S \* 1/2007 Takase et al. .... D32/5  
D566,347 S \* 4/2008 Cao et al. .... D32/1

**OTHER PUBLICATIONS**

[http://us.st12.yimg.com/us.st.yimg.com/l/usappliance\\_2010\\_29460752](http://us.st12.yimg.com/us.st.yimg.com/l/usappliance_2010_29460752) Jul. 16, 2008.\*  
[http://www.abt.com/images/products/BDP\\_Images/big\\_wfmc8401.jpg](http://www.abt.com/images/products/BDP_Images/big_wfmc8401.jpg) Jul. 16, 2008.\*  
<http://www.abt.com/product/25225.html> Jul. 16, 2008.\*

\* cited by examiner

*Primary Examiner*—Ian Simmons

*Assistant Examiner*—Kathleen M Sims

(74) *Attorney, Agent, or Firm*—Russell W. Warnock; James E. Howard

(57)

**CLAIM**

The ornamental design for a laundry appliance, as shown and described.

**DESCRIPTION**

FIG. 1 is a perspective view of a laundry appliance showing our new design;

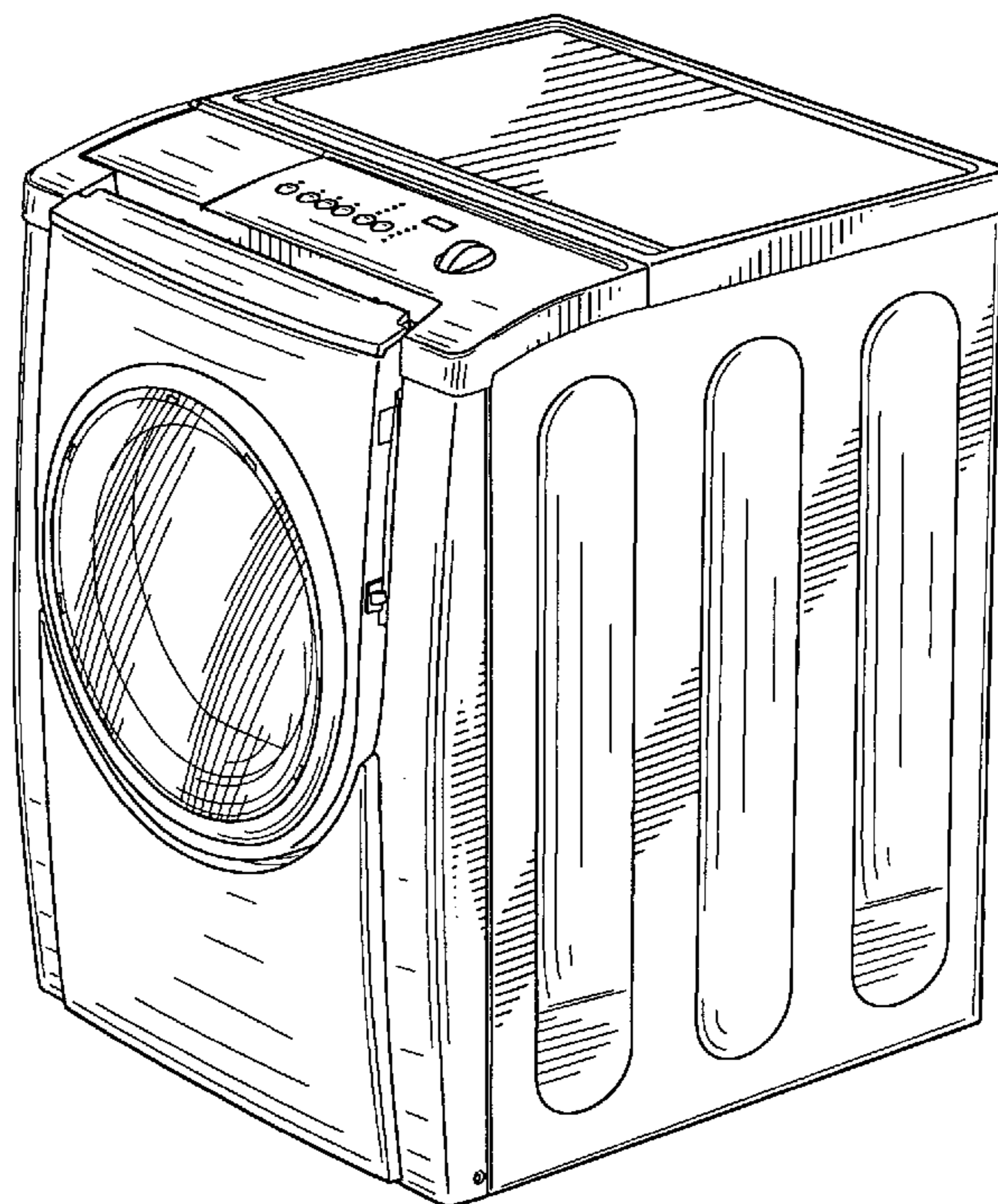
FIG. 2 is a front view thereof;

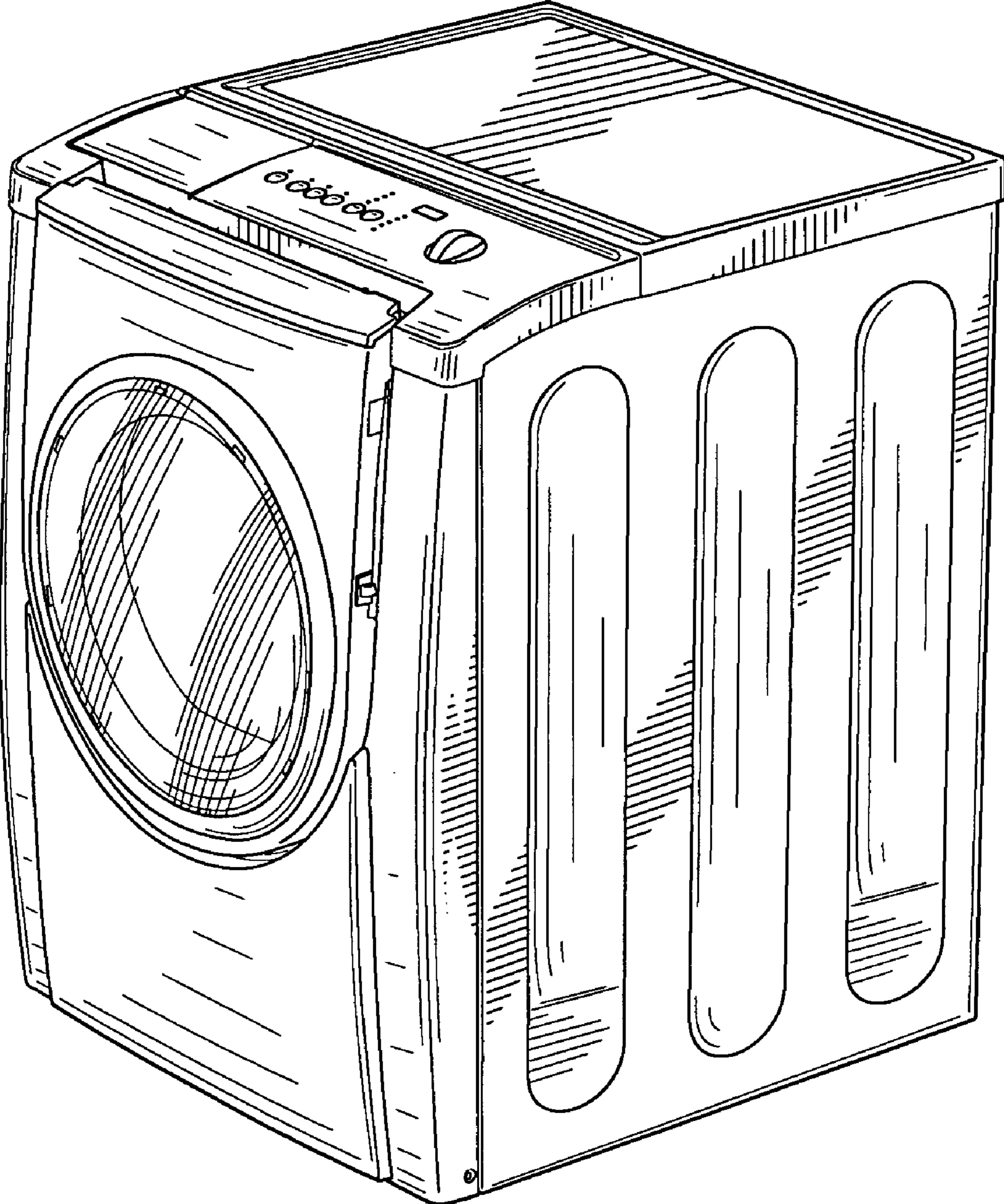
FIG. 3 is a right view thereof;

FIG. 4 is a left view thereof; and,

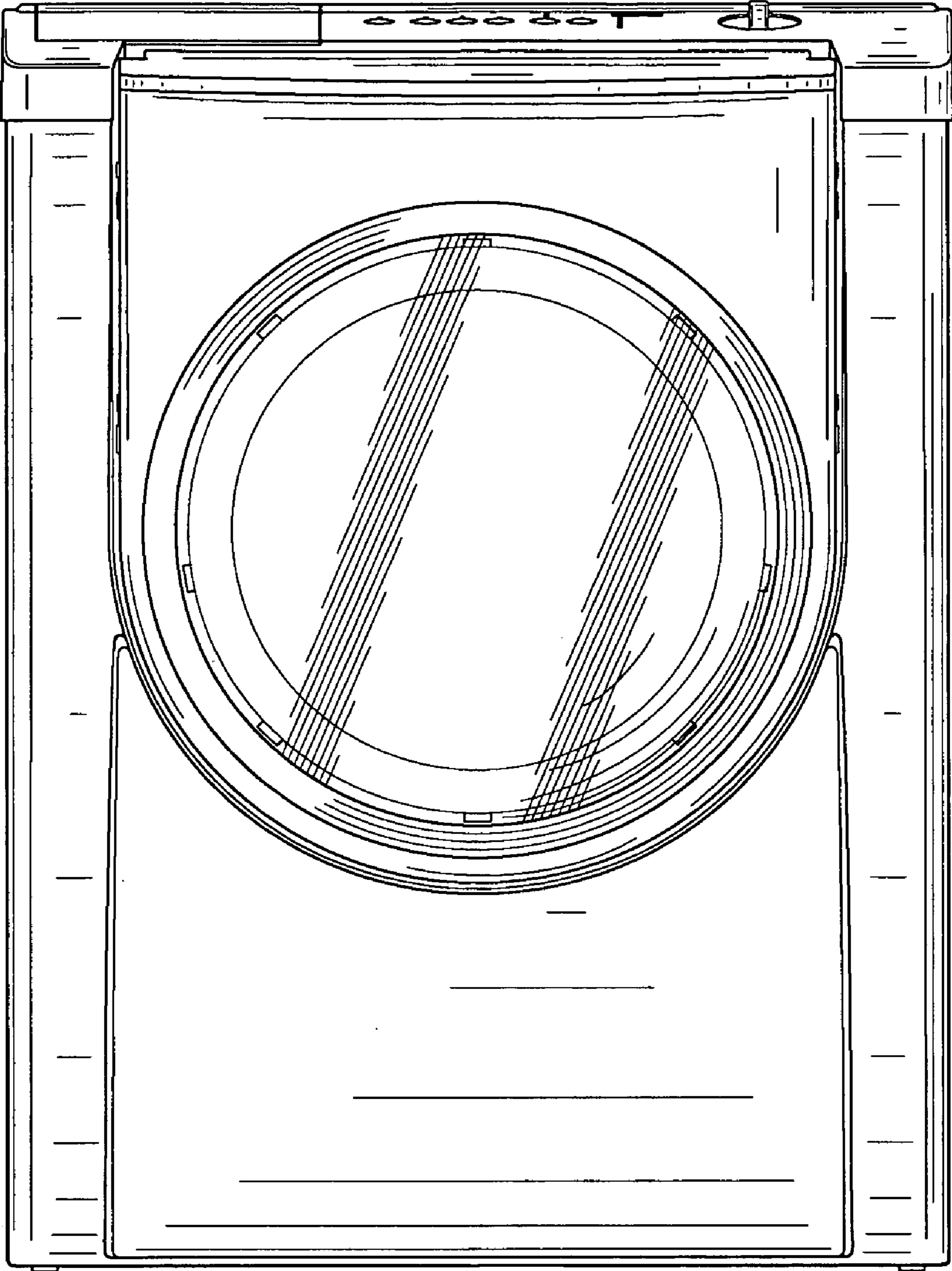
FIG. 5 is a top view thereof.

**1 Claim, 5 Drawing Sheets**

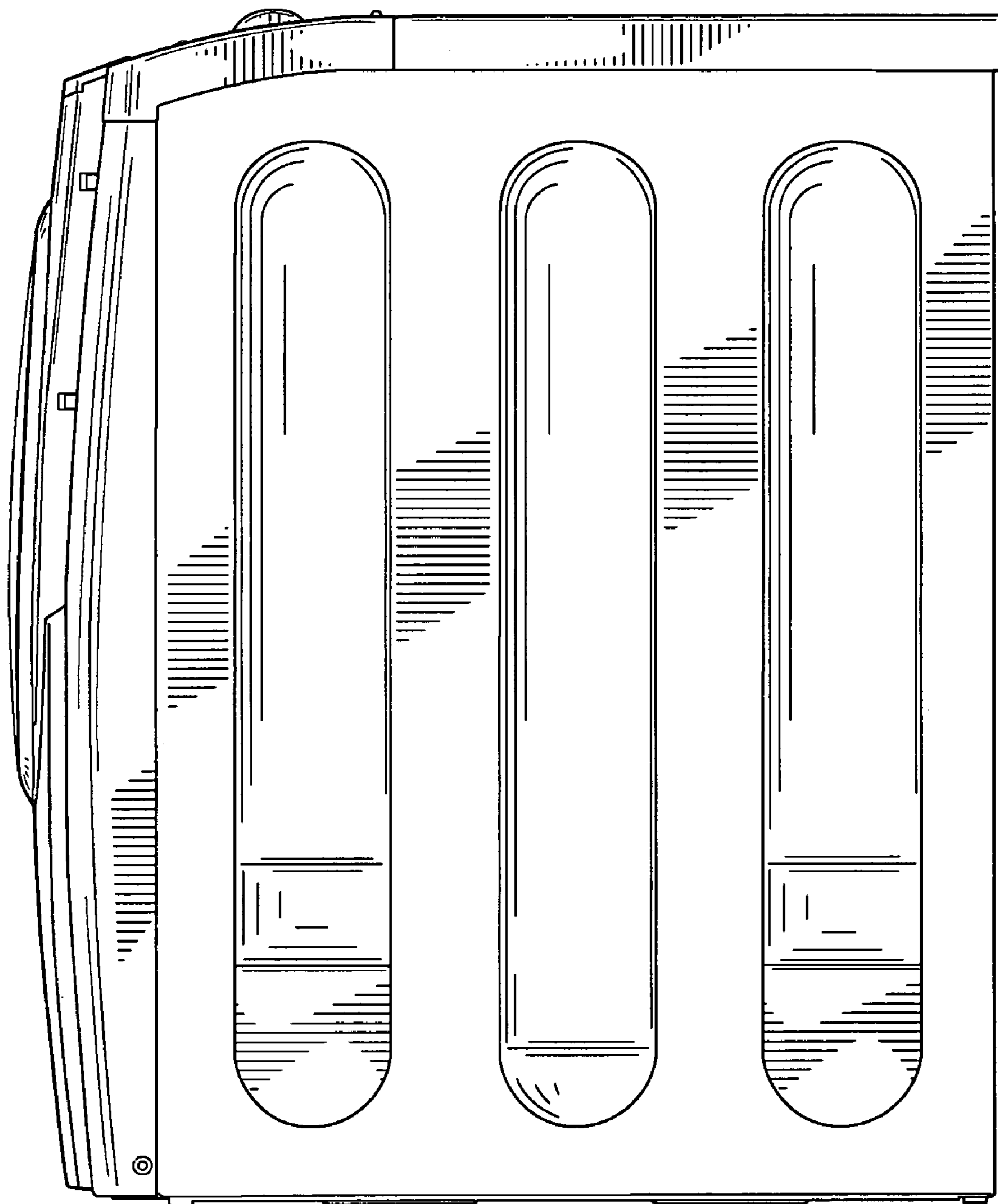




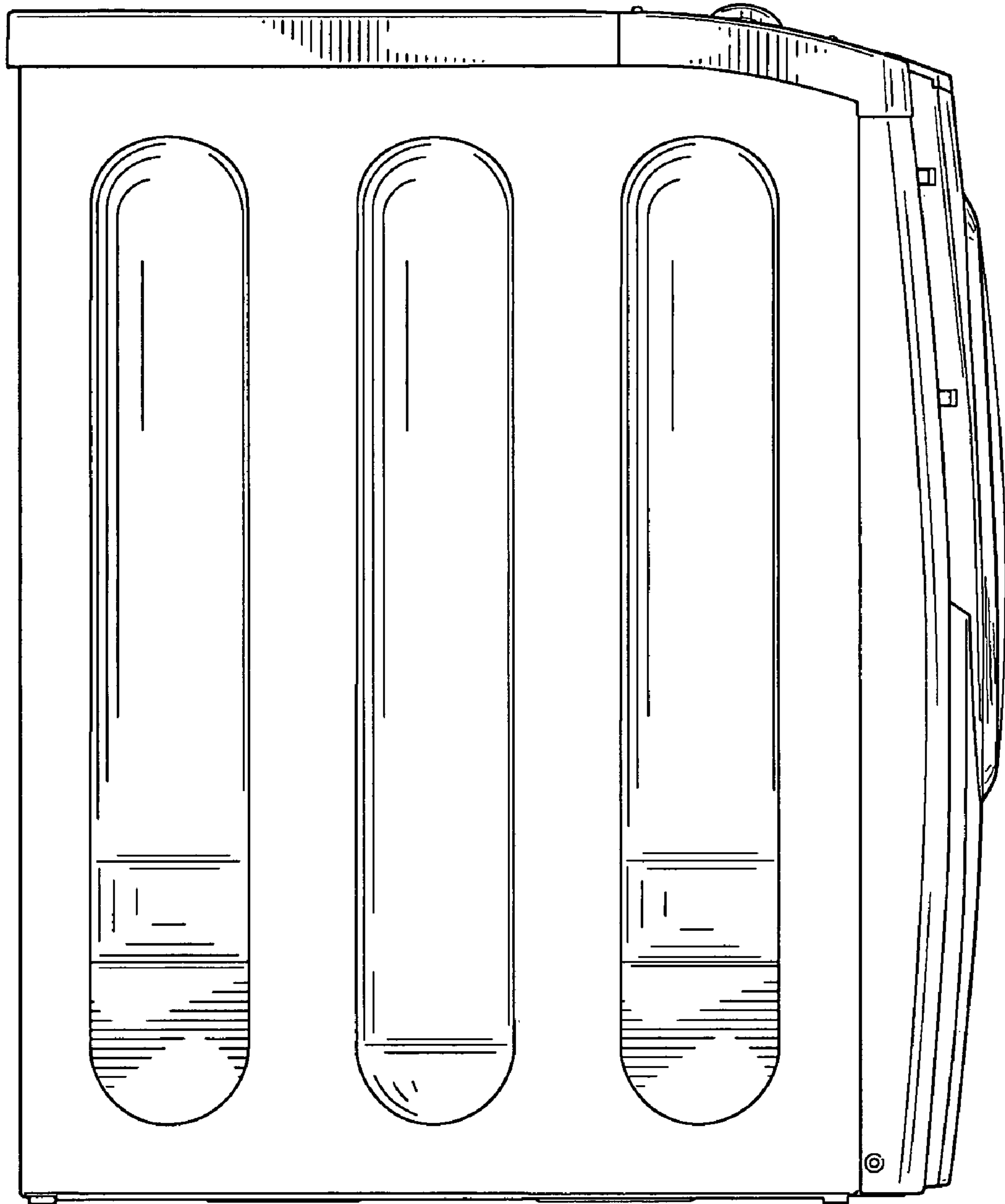
**FIG. 1**



**FIG. 2**



**FIG. 3**



**FIG. 4**




FIG. 5