



US00D580095S

(12) **United States Design Patent**
Ly

(10) **Patent No.:** **US D580,095 S**
(45) **Date of Patent:** **** Nov. 4, 2008**

(54) **TRIM FOR LIGHT FIXTURE**

5,109,325 A * 4/1992 Bayer et al. 362/433
5,116,009 A 5/1992 Bayer
D326,732 S * 6/1992 Segill et al. D26/91
5,144,541 A * 9/1992 Schonbek 362/405

(75) Inventor: **Tho Ly**, Plattsburgh, NY (US)

(73) Assignee: **Schonbek Worldwide Lighting Inc.**,
Plattsburgh, NY (US)

(Continued)

(**) Term: **14 Years**

OTHER PUBLICATIONS

(21) Appl. No.: **29/282,261**

Schonbek Portfolio 108, p. 52, 1980.
Schonbek Portfolio 108, p. 67, 1980.
Faustig Catalog No. 179, p. 30, Jan. 1979.
Faustig Catalog No. 179, p. 108, Jan. 1979.

(22) Filed: **Jul. 16, 2007**

Related U.S. Application Data

(62) Division of application No. 29/221,165, filed on Jan. 12, 2005, now Pat. No. Des. 570,536.

Primary Examiner—Joel Sincavage
Assistant Examiner—Kevin K Rudzinski
(74) *Attorney, Agent, or Firm*—Heslin Rothenberg Farley & Mesiti P.C.

(51) **LOC (8) Cl.** **26-99**

(57) **CLAIM**

(52) **U.S. Cl.** **D26/155**

(58) **Field of Classification Search** D26/24,
D26/72, 80, 81, 82, 83, 85, 86, 88, 94, 102,
D26/113, 118, 122, 123, 128, 138, 140, 143,
D26/152, 155, 156, 91, 154, 25, 73, 125,
D26/129; 362/649, 257, 317, 326, 331, 336,
362/337, 339, 147, 148, 150, 640, 647, 648,
362/433, 405, 404, 311, 351, 363; D11/9,
D11/90

The ornamental design for a trim for light fixture, as shown and described.

See application file for complete search history.

DESCRIPTION

This application is related to commonly assigned, application Ser. No. 29,281,131, and to application Ser. No. 29/221,202, and application Ser. No. 29/221,314.

(56) **References Cited**

U.S. PATENT DOCUMENTS

182,668 A * 9/1876 Hobbs 362/340
401,934 A * 4/1889 D'Humy 362/433
462,477 A * 11/1891 Duval et al. 362/326
528,241 A * 10/1894 Vedovelli 362/332
D55,512 S 6/1920 Heller
1,487,794 A * 3/1924 Melaun 160/332
1,560,414 A 11/1925 De Haan
1,623,030 A * 3/1927 Bloch 428/28
D154,030 S * 6/1949 Duvalet D11/9
D197,859 S * 3/1964 Harper D26/152
3,456,711 A * 7/1969 Spencer 160/332
D241,767 S 10/1976 Schonbek
D241,768 S * 10/1976 Schonbek D26/154

FIG. 1 is a front elevation view of the trim for light fixture of the present invention;

FIG. 2 is a right side elevation view thereof;

FIG. 3 is a left side elevation view thereof;

FIG. 4 is a top plan view thereof;

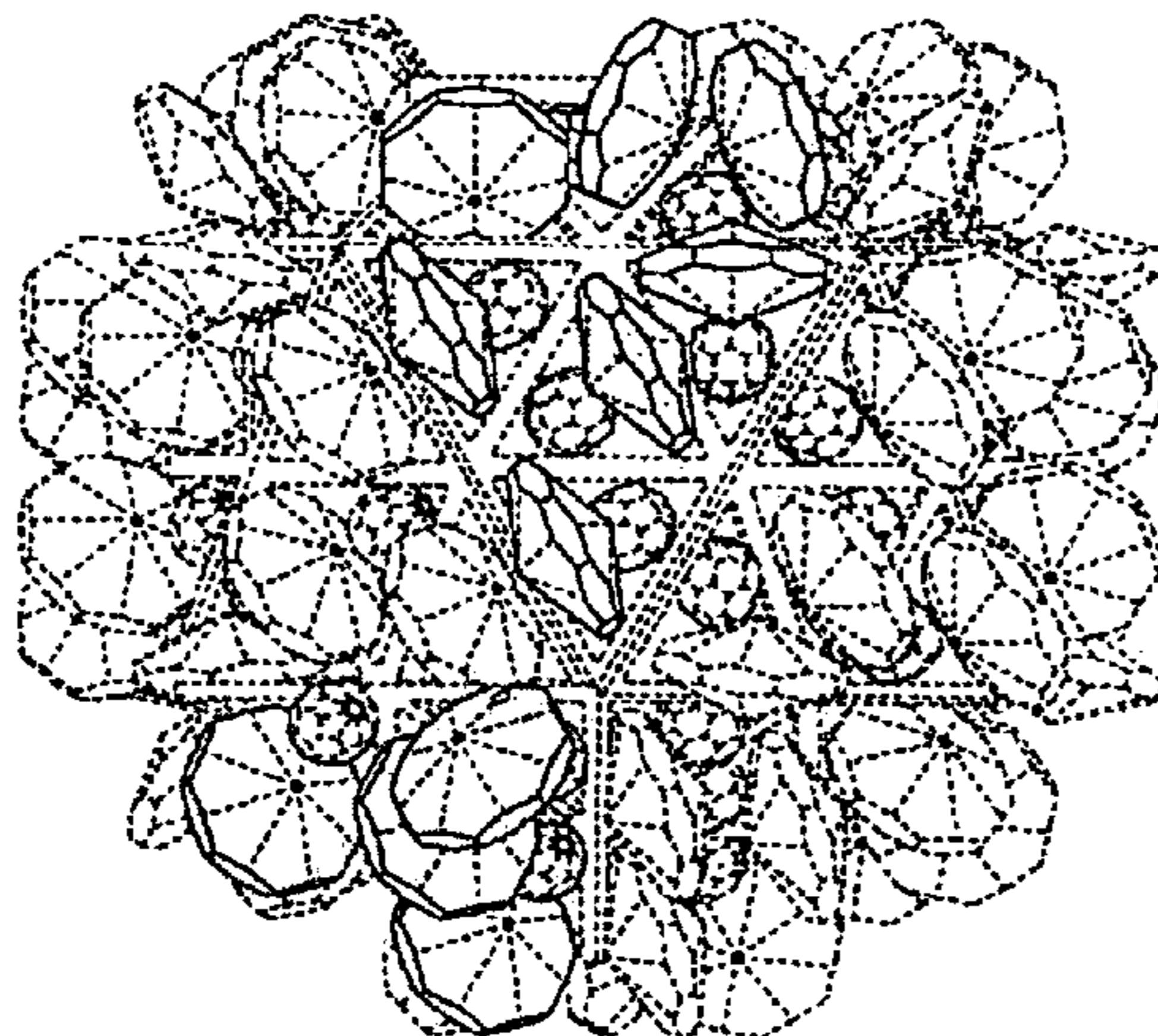
FIG. 5 is a bottom plan view thereof; and,

FIG. 6 is a view identical to FIG. 1, with the broken line ornaments removed for enhanced clarity.

The surface of the facets are included in the claimed design but the edges where the facets change plane are shown in broken line because they form no part of the claim design.

The broken line showing is for illustrative purposes only and forms no part of the claimed invention.

1 Claim, 6 Drawing Sheets



US D580,095 S

Page 2

U.S. PATENT DOCUMENTS

D330,780	S	*	11/1992	Segill et al.	D26/154	D403,101	S	*	12/1998	Bayer et al.	D26/118
5,222,805	A	*	6/1993	Schonbek et al.	362/405	5,906,430	A	*	5/1999	Bayer	362/404
5,285,364	A	*	2/1994	Bayer	362/405	5,921,668	A	*	7/1999	Bayer	362/404
D397,494	S	*	8/1998	Bayer et al.	D26/154	D435,686	S	*	12/2000	Bayer et al.	D26/142
D397,495	S	*	8/1998	Bayer et al.	D26/154	D499,837	S		12/2004	Schonbek	
D400,283	S		10/1998	Lawrence							

* cited by examiner

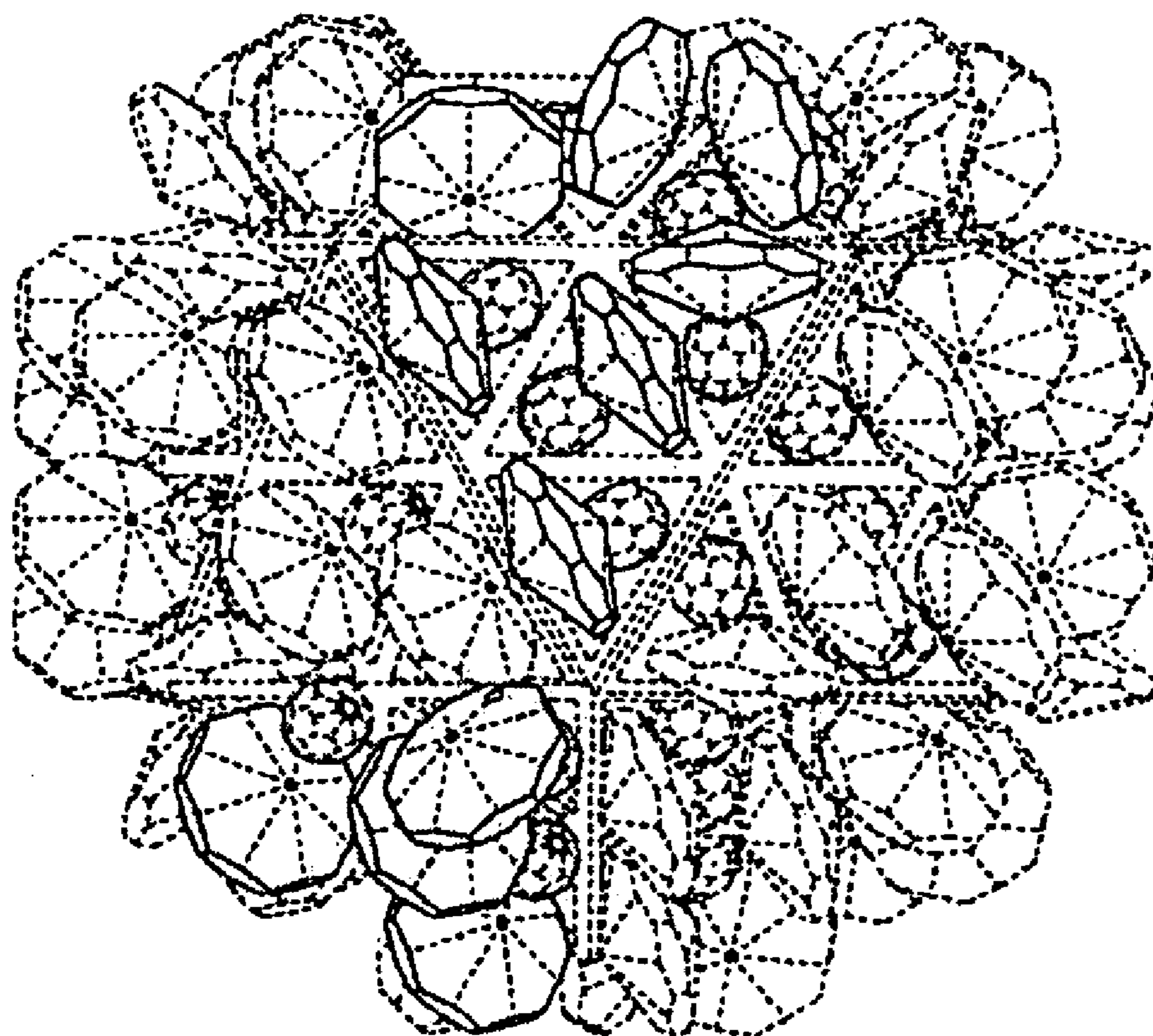


FIG. 1

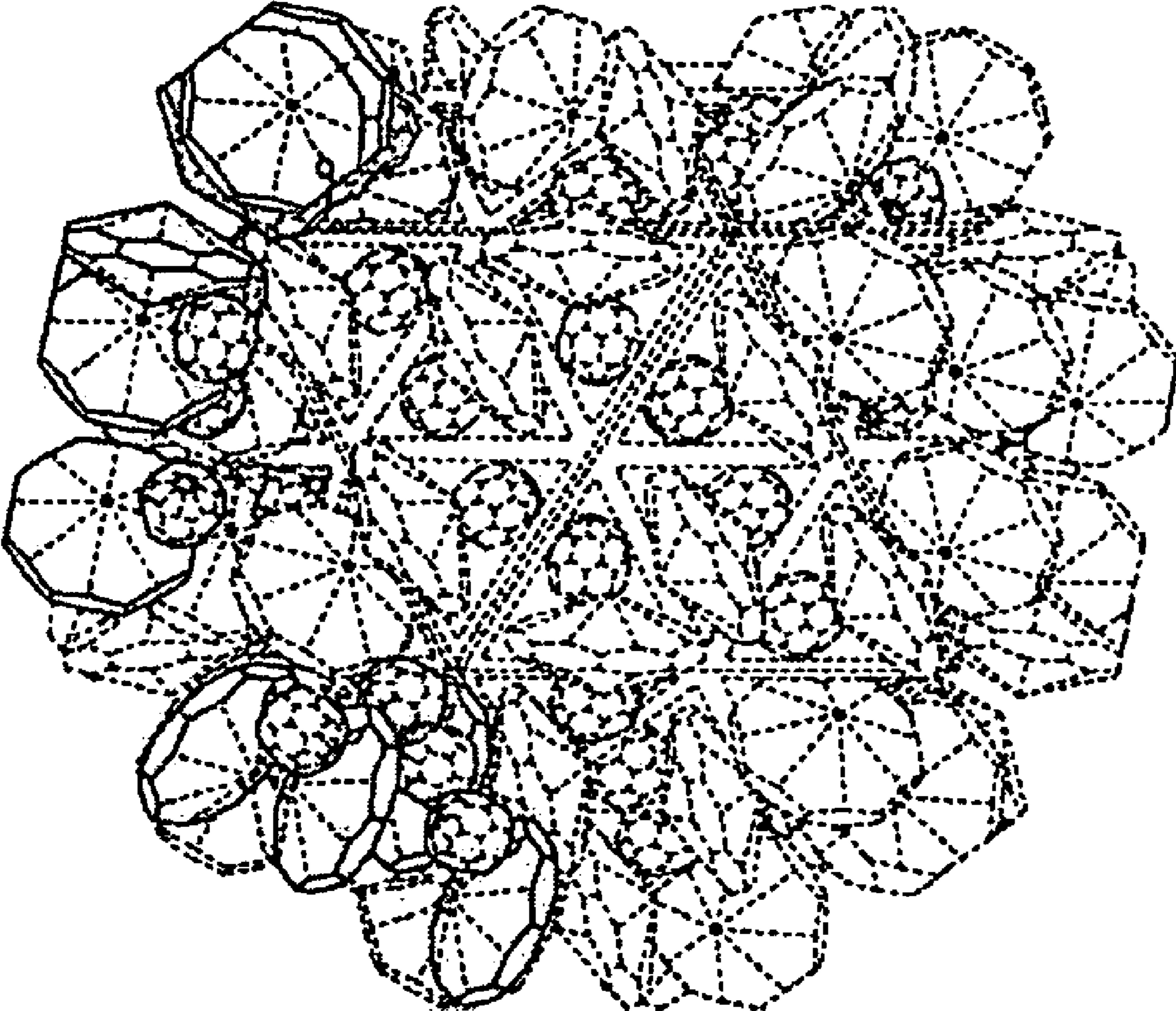


FIG. 2

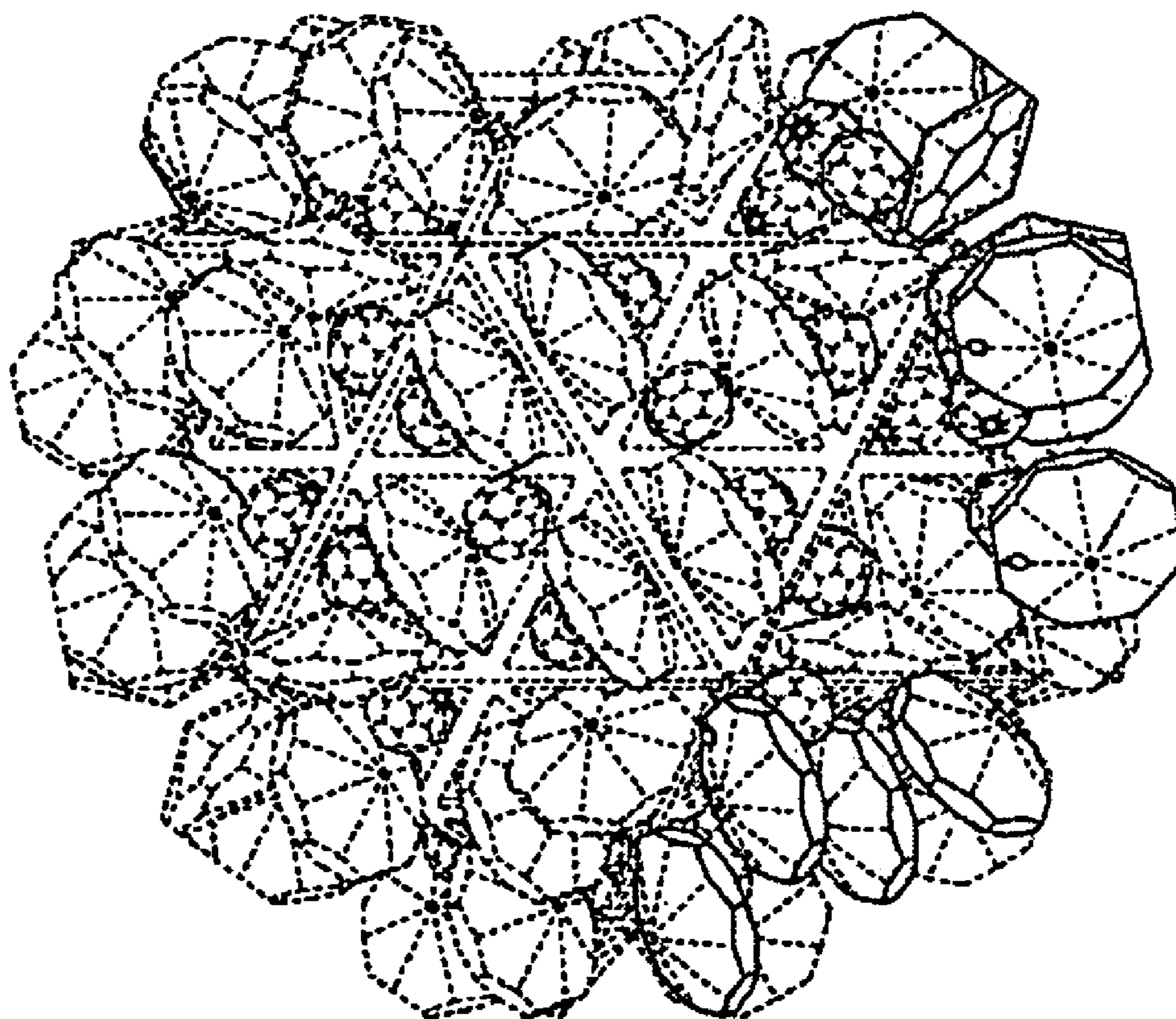


FIG. 3




FIG. 4




FIG. 5

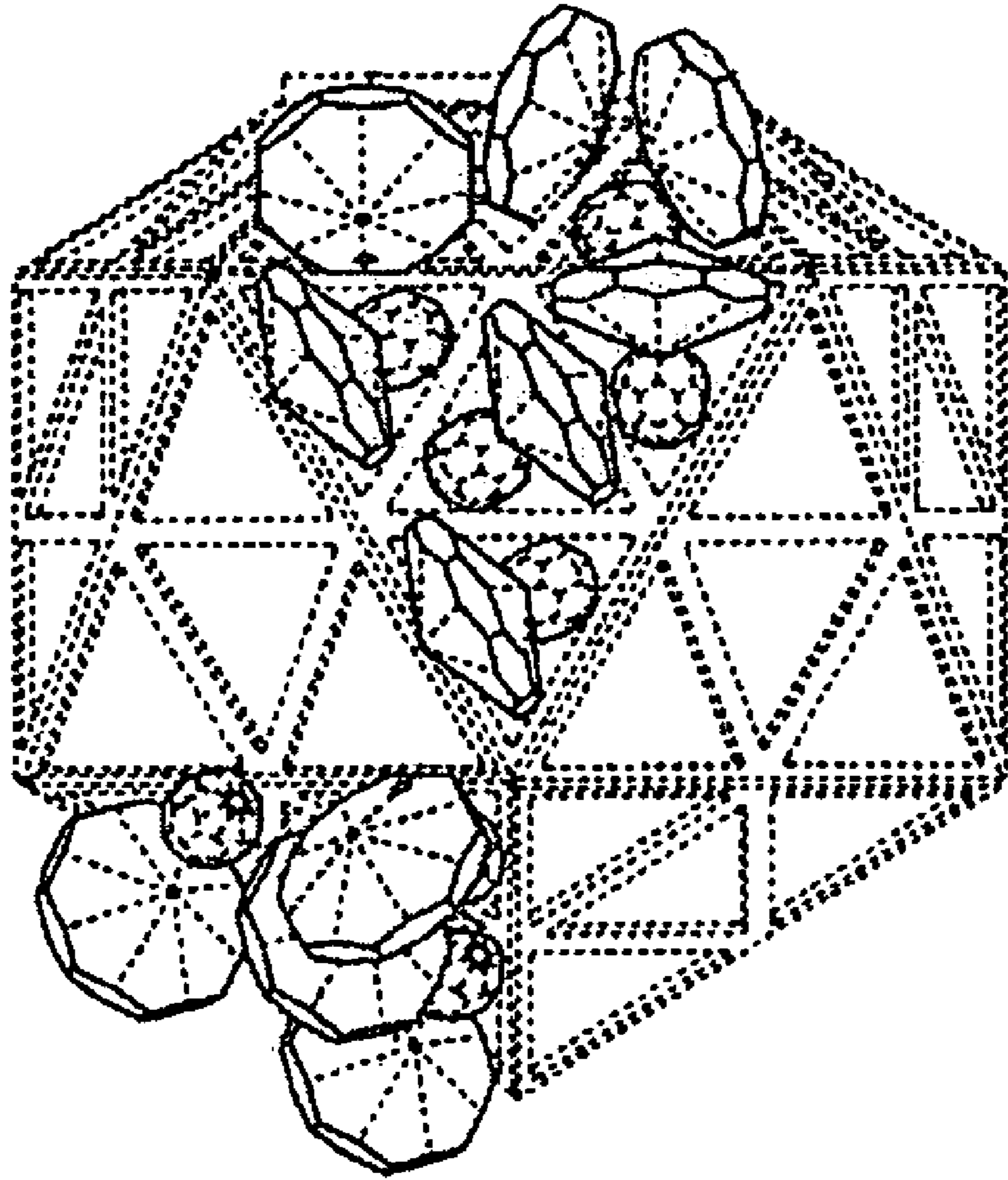


FIG. 6