



US00D580091S

(12) **United States Design Patent**  
**Flindt**

(10) **Patent No.:** **US D580,091 S**

(45) **Date of Patent:** **\*\* Nov. 4, 2008**

(54) **LAMP**

(75) Inventor: **Christian Flindt**, Frederiksberg C (DK)

(73) Assignee: **Louis Poulsen Lighting A/S**,  
Copenhagen (DK)

(\*\*) Term: **14 Years**

(21) Appl. No.: **29/287,657**

(22) Filed: **Sep. 4, 2007**

(51) **LOC (8) Cl.** ..... **23-03**

(52) **U.S. Cl.** ..... **D26/107**

(58) **Field of Classification Search** ..... D26/24,  
D26/61-67, 93, 102, 104-105, 108-109;  
362/509, 516, 523, 186, 217, 255, 257, 277,  
362/317, 319, 351, 354, 355, 357, 358, 362,  
362/382, 410, 413, 417, 806

See application file for complete search history.

(56) **References Cited**

**U.S. PATENT DOCUMENTS**

D160,084 S \* 9/1950 Grossman ..... D26/107  
D175,472 S \* 8/1955 Kotzin ..... D26/64

D203,215 S \* 12/1965 Koch ..... D26/93  
D412,594 S \* 8/1999 Benghozi ..... D26/107  
D467,680 S \* 12/2002 Krieger et al. .... D26/107  
D517,239 S \* 3/2006 Starck ..... D26/112  
D543,656 S \* 5/2007 Chandler ..... D26/107

\* cited by examiner

*Primary Examiner*—Brian N Vinson

(74) *Attorney, Agent, or Firm*—Jacobson Holman PLLC

(57) **CLAIM**

The ornamental design for a lamp, as shown and described.

**DESCRIPTION**

FIG. 1 is a rear perspective view showing my new design for a lamp,

FIG. 2 is a front perspective view thereof,

FIG. 3 is a front view thereof,

FIG. 4 is a rear view thereof,

FIG. 5 is a right side view thereof,

FIG. 6 is a left side view thereof; and,

FIG. 7 is a top view thereof.

**1 Claim, 7 Drawing Sheets**

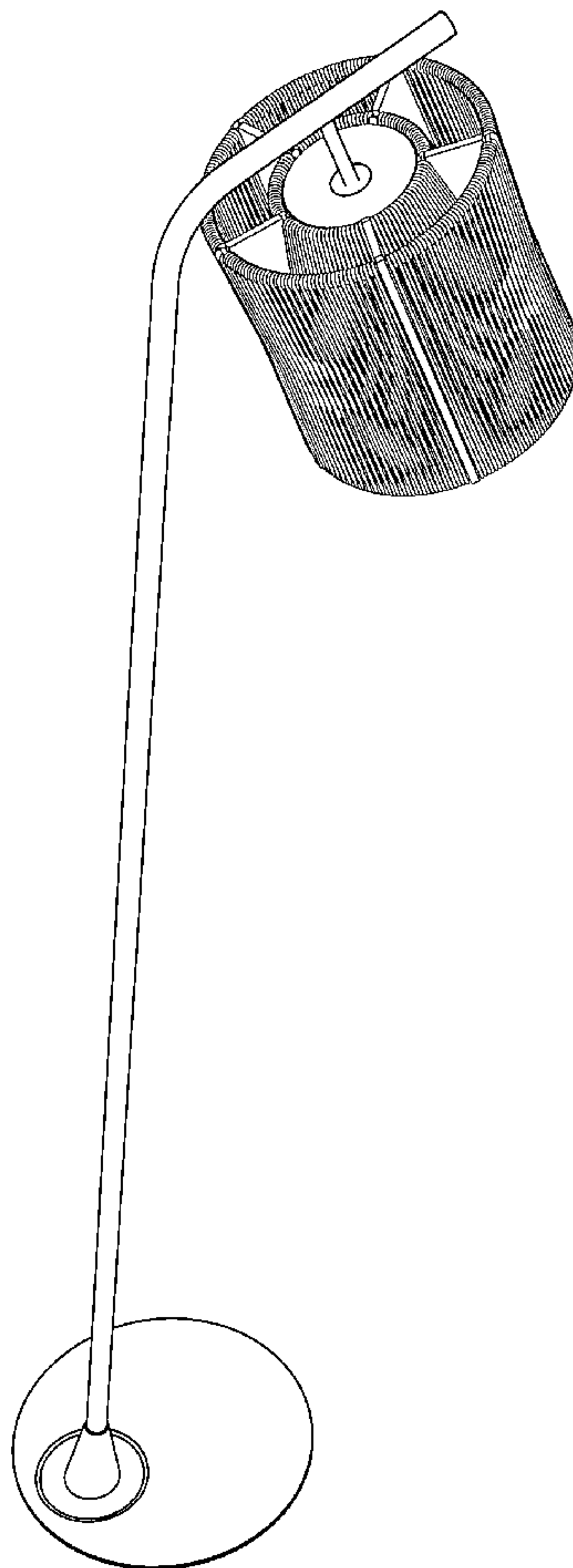


FIG. 1

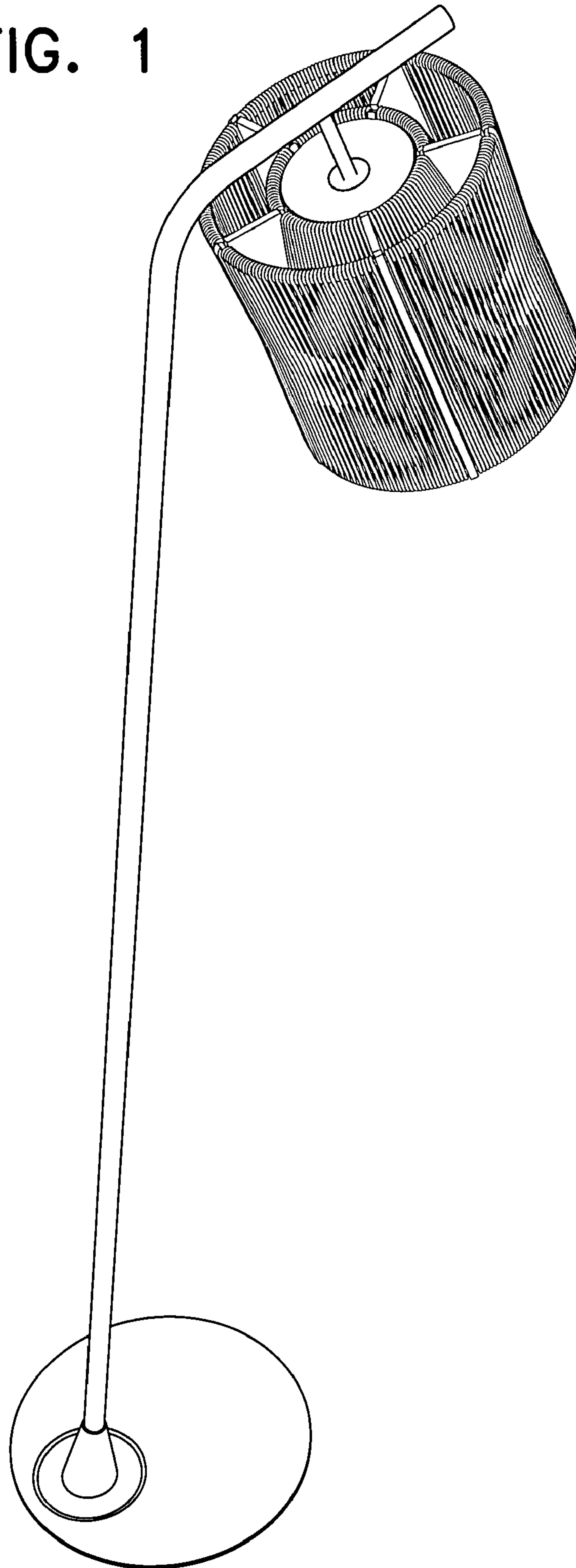


FIG. 2

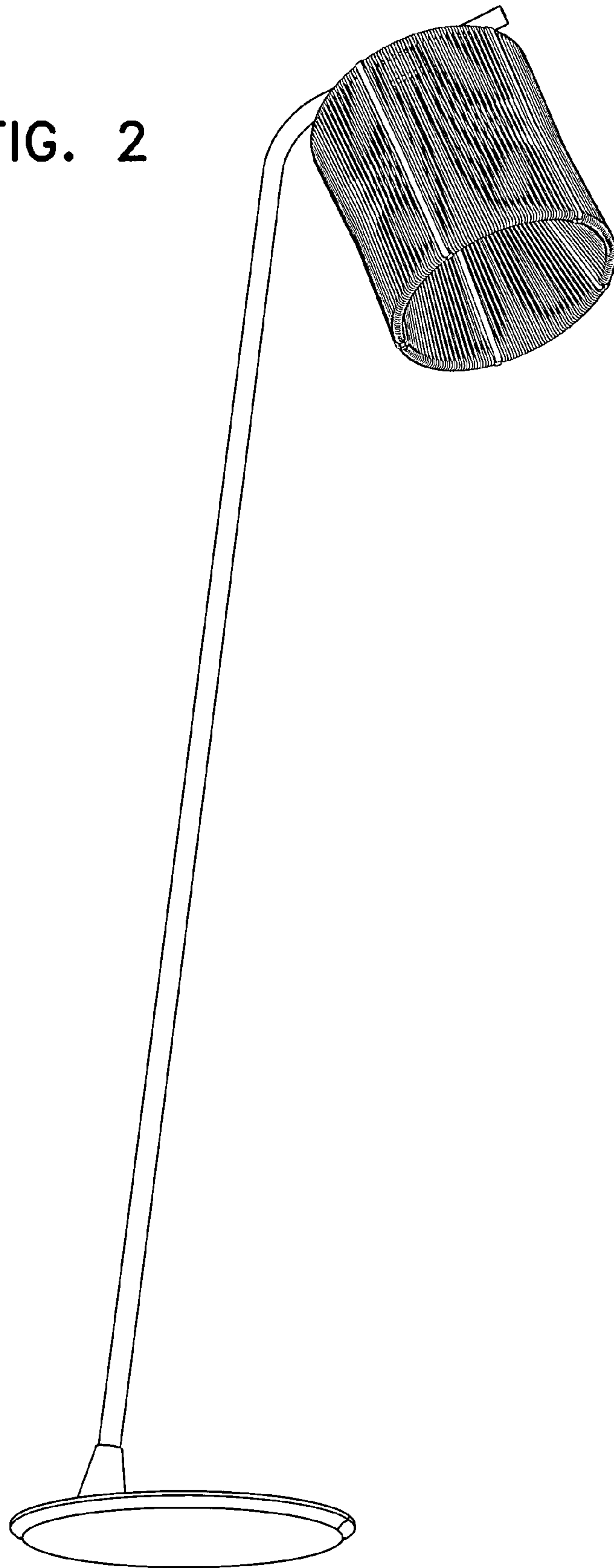


FIG. 3

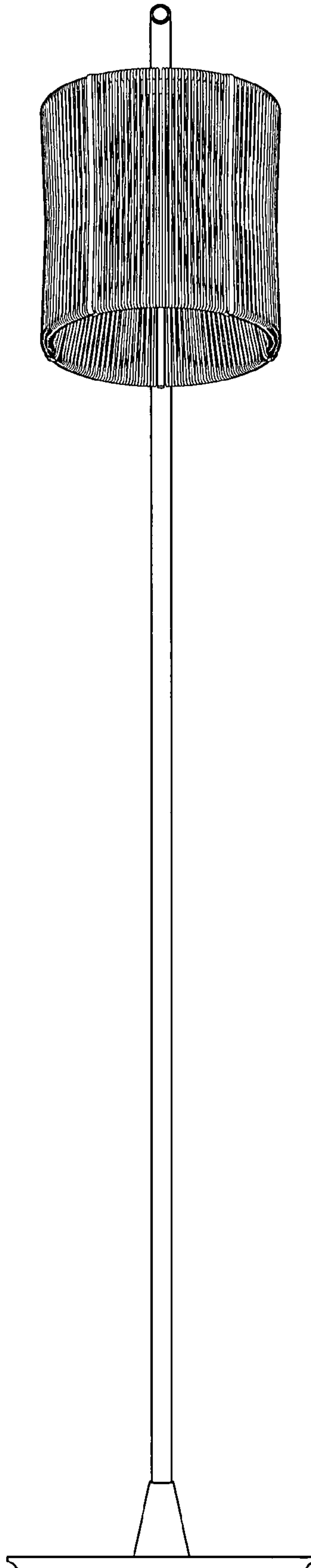


FIG. 4

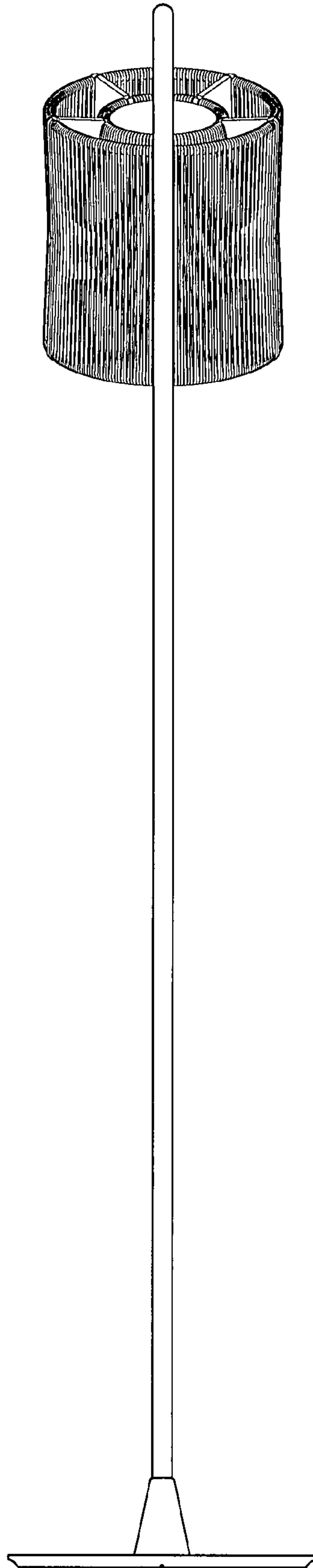
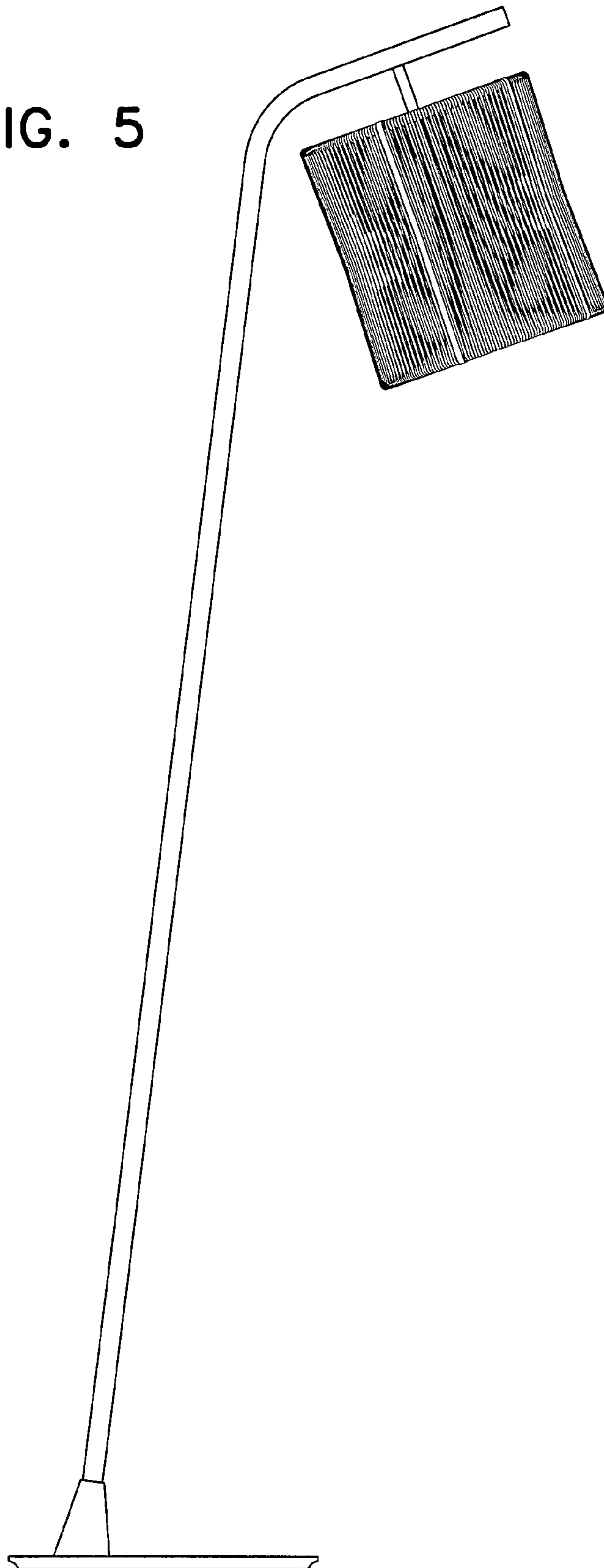


FIG. 5





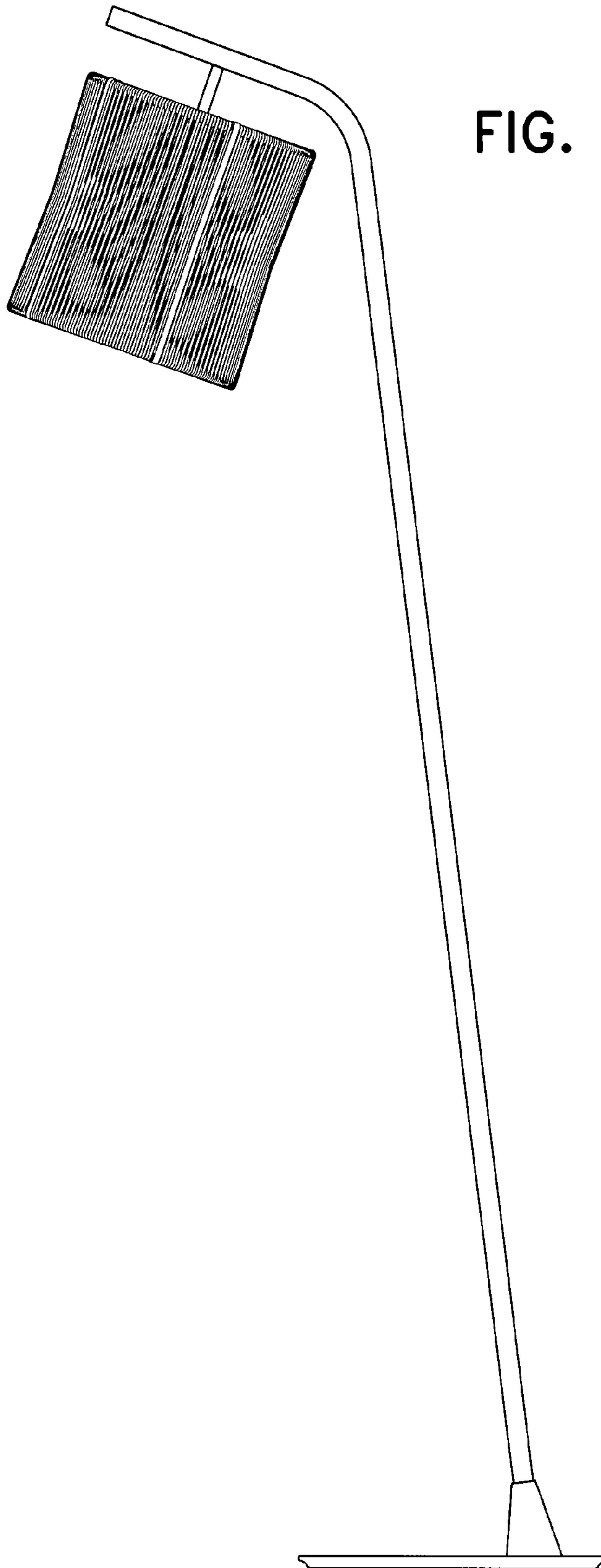


FIG. 6

FIG. 7

