



US00D580067S

(12) **United States Design Patent**
Matsuura

(10) **Patent No.:** **US D580,067 S**

(45) **Date of Patent:** **** Nov. 4, 2008**

(54) **SPERM SAMPLER**

(75) Inventor: **Tsutomu Matsuura**, Tokyo (JP)

(73) Assignee: **TENGA Co., Ltd.**, Tokyo (JP)

(**) Term: **14 Years**

(21) Appl. No.: **29/255,664**

(22) Filed: **Mar. 10, 2006**

(51) **LOC (8) Cl.** **24-01**

(52) **U.S. Cl.** **D24/216**

(58) **Field of Classification Search** D24/133,
D24/135, 214, 215, 216, 224, 226, 121; D9/502,
D9/503; 600/56, 551, 569, 570, 572, 573,
600/581; 359/368, 801; 356/244

See application file for complete search history.

(56) **References Cited**

U.S. PATENT DOCUMENTS

5,894,346 A * 4/1999 Gu-pin et al. 359/801

D450,244 S * 11/2001 Rashid D9/503
D505,493 S * 5/2005 Ryan D24/216
2003/0179446 A1 * 9/2003 Yeh 359/368

* cited by examiner

Primary Examiner—Ian Simmons

Assistant Examiner—Christopher Lee

(74) *Attorney, Agent, or Firm*—Masuvalley & Partners

(57) **CLAIM**

The ornamental design for a sperm sampler, as shown.

DESCRIPTION

FIG. 1 is a perspective view of a preferred embodiment of my sperm sampler design;

FIG. 2 is a front elevation view of the embodiment of FIG. 1;

FIG. 3 is a top plan view of the embodiment of FIG. 1; and,

FIG. 4 is a bottom plan view of the embodiment of FIG. 1.

1 Claim, 2 Drawing Sheets

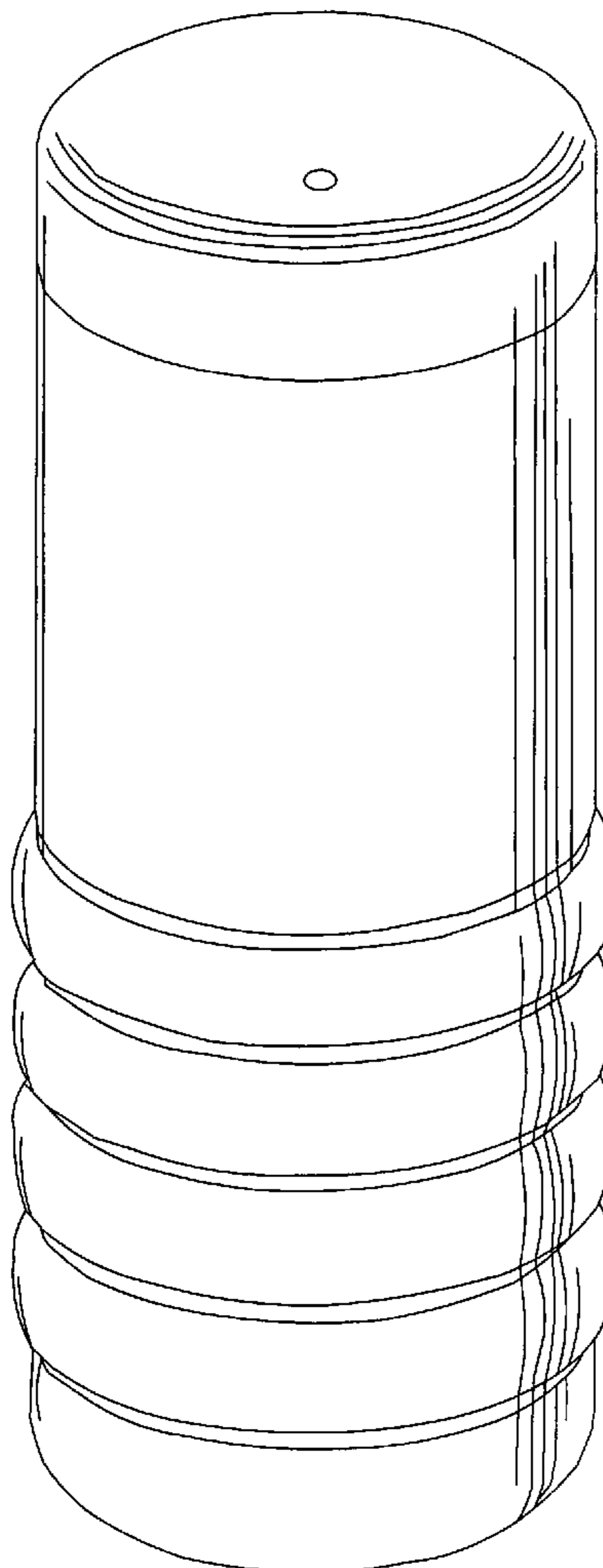


Fig. 1

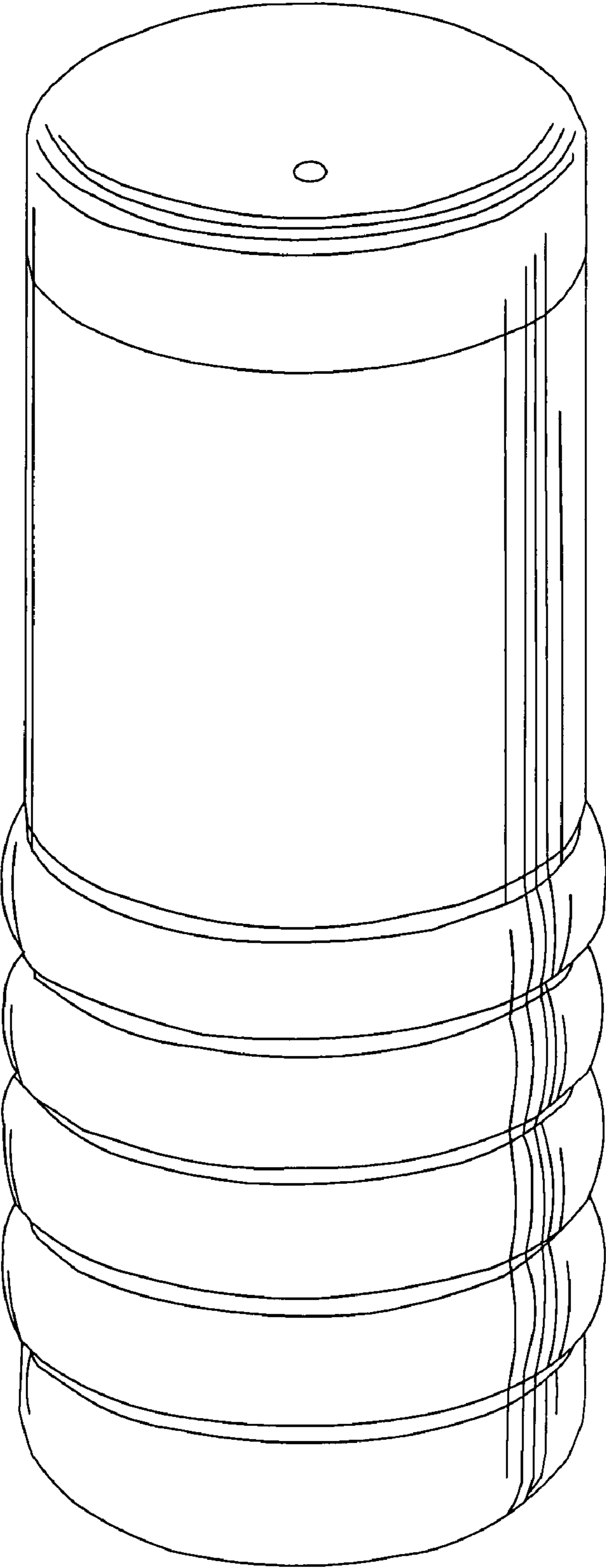


Fig. 2




Fig. 3

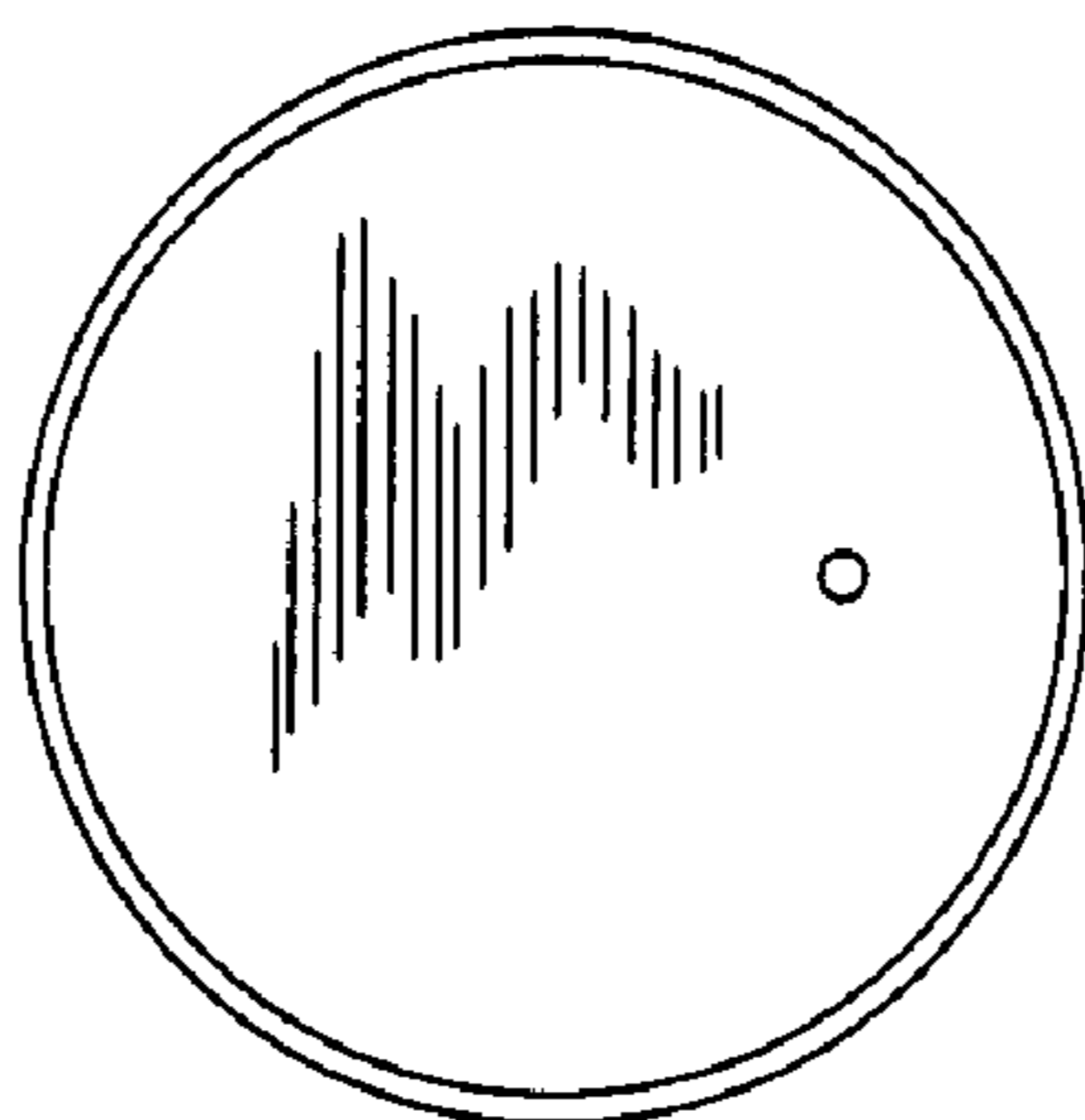


Fig. 4

