



US00D580042S

(12) **United States Design Patent**  
**Marshall**

(10) **Patent No.:** **US D580,042 S**  
(45) **Date of Patent:** **\*\* Nov. 4, 2008**

(54) **CEILING FAN**

D529,596 S \* 10/2006 Marshall ..... D23/377  
D558,323 S \* 12/2007 Marshall ..... D23/377

(76) Inventor: **John C. Marshall**, 6249 Thibodeaux Rd., Greenwell Springs, LA (US) 70739

(\*\*) Term: **14 Years**

\* cited by examiner

(21) Appl. No.: **29/299,303**

*Primary Examiner*—Lisa P Lichtenstein

(22) Filed: **Dec. 21, 2007**

(74) *Attorney, Agent, or Firm*—Berenato, White & Stavish

**Related U.S. Application Data**

(57) **CLAIM**

(62) Division of application No. 29/266,906, filed on Oct. 2, 2006, now Pat. No. Des. 558,323, which is a division of application No. 29/202,312, filed on Mar. 30, 2004, now Pat. No. Des. 529,596, which is a division of application No. 29/154,854, filed on Feb. 1, 2002, now Pat. No. Des. 489,442.

The ornamental design for a ceiling fan, as shown and described.

**DESCRIPTION**

(51) **LOC (8) Cl.** ..... **23-04**

The file to this patent contains at least one photograph executed in color. Copies of this patent with color photographs will be provided by the Office upon request and payment of the necessary fee.

(52) **U.S. Cl.** ..... **D23/377**

(58) **Field of Classification Search** ..... D23/377, D23/379, 385, 411, 413; 416/5

See application file for complete search history.

FIG. 1 is a bottom plan view of my ceiling fan;

FIG. 2 is a top plan view thereof; and,

FIG. 3 is a side elevational view of the embodiment of FIG. 1.

(56) **References Cited**

**U.S. PATENT DOCUMENTS**

D489,442 S \* 5/2004 Marshall ..... D23/377

**1 Claim, 3 Drawing Sheets**






Fig. 1






Fig. 2






Fig. 3

