



US00D580035S

(12) **United States Design Patent**  
**Seki**

(10) **Patent No.:** **US D580,035 S**

(45) **Date of Patent:** **\*\* Nov. 4, 2008**

(54) **AIR CONDITIONER**

(75) Inventor: **Kouichirou Seki**, Kusatsu (JP)

(73) Assignee: **Daikin Industries Ltd.**, Osaka-Shi,  
Osaka (JP)

(\*\*) Term: **14 Years**

(21) Appl. No.: **29/300,674**

(22) Filed: **Apr. 24, 2008**

(30) **Foreign Application Priority Data**

Jan. 23, 2008 (JP) ..... 2008-001189  
Jan. 23, 2008 (JP) ..... 2008-001190

(51) **LOC (8) Cl.** ..... **23-04**

(52) **U.S. Cl.** ..... **D23/351**

(58) **Field of Classification Search** ..... D23/351-354;  
312/236; 62/259.1, 259.4, 262-263, 304;  
454/330-331, 349-350

See application file for complete search history.

(56) **References Cited**

**U.S. PATENT DOCUMENTS**

D420,116 S \* 2/2000 Kobayashi ..... D23/351  
D426,626 S \* 6/2000 Nonaka ..... D23/351  
D439,317 S \* 3/2001 Kobayashi ..... D23/351  
D446,292 S \* 8/2001 Asakura et al. .... D23/351  
D448,073 S \* 9/2001 Wakasa ..... D23/351

D449,095 S \* 10/2001 Yanagida et al. .... D23/351  
D450,823 S \* 11/2001 Kobayashi ..... D23/351  
D451,586 S \* 12/2001 Oya et al. .... D23/351  
D454,188 S \* 3/2002 Nonaka ..... D23/351  
D465,016 S \* 10/2002 Nanjo et al. .... D23/351  
D487,142 S \* 2/2004 Yoo ..... D23/351  
D571,907 S \* 6/2008 Choi ..... D23/351

\* cited by examiner

*Primary Examiner*—Brian N Vinson

(74) *Attorney, Agent, or Firm*—Manabu Kanesaka

(57) **CLAIM**

The ornamental design for an air conditioner, as shown and described.

**DESCRIPTION**

FIG. 1 is a perspective view of an air conditioner showing my new design;

FIG. 2 is a front view thereof;

FIG. 3 is a rear view thereof;

FIG. 4 is a top plan view thereof;

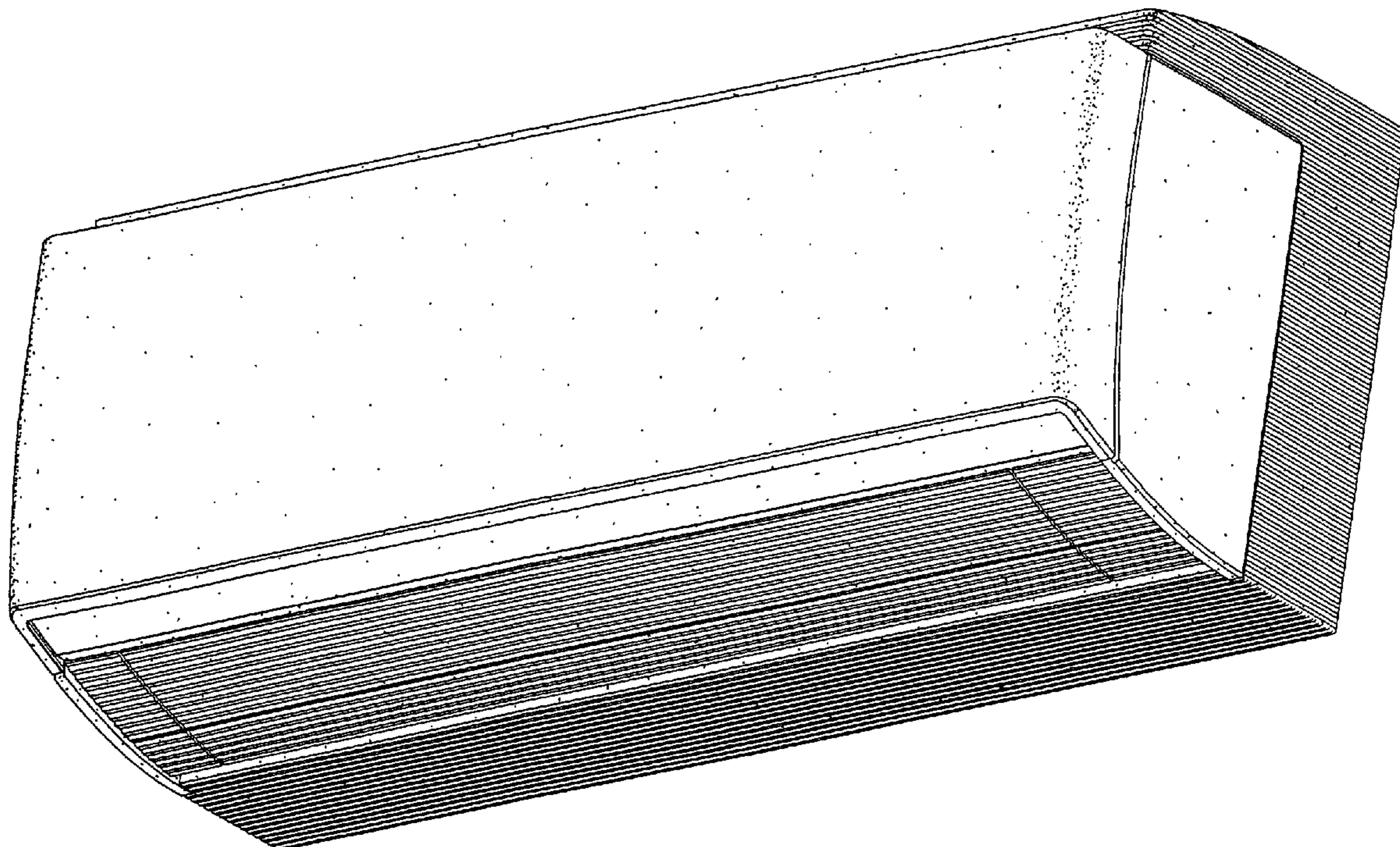
FIG. 5 is a bottom plan view thereof;

FIG. 6 is a right side view thereof;

FIG. 7 is a left side view thereof; and,

FIG. 8 is an enlarged cross sectional view thereof taken along line 8-8 in FIG. 2.

**1 Claim, 7 Drawing Sheets**



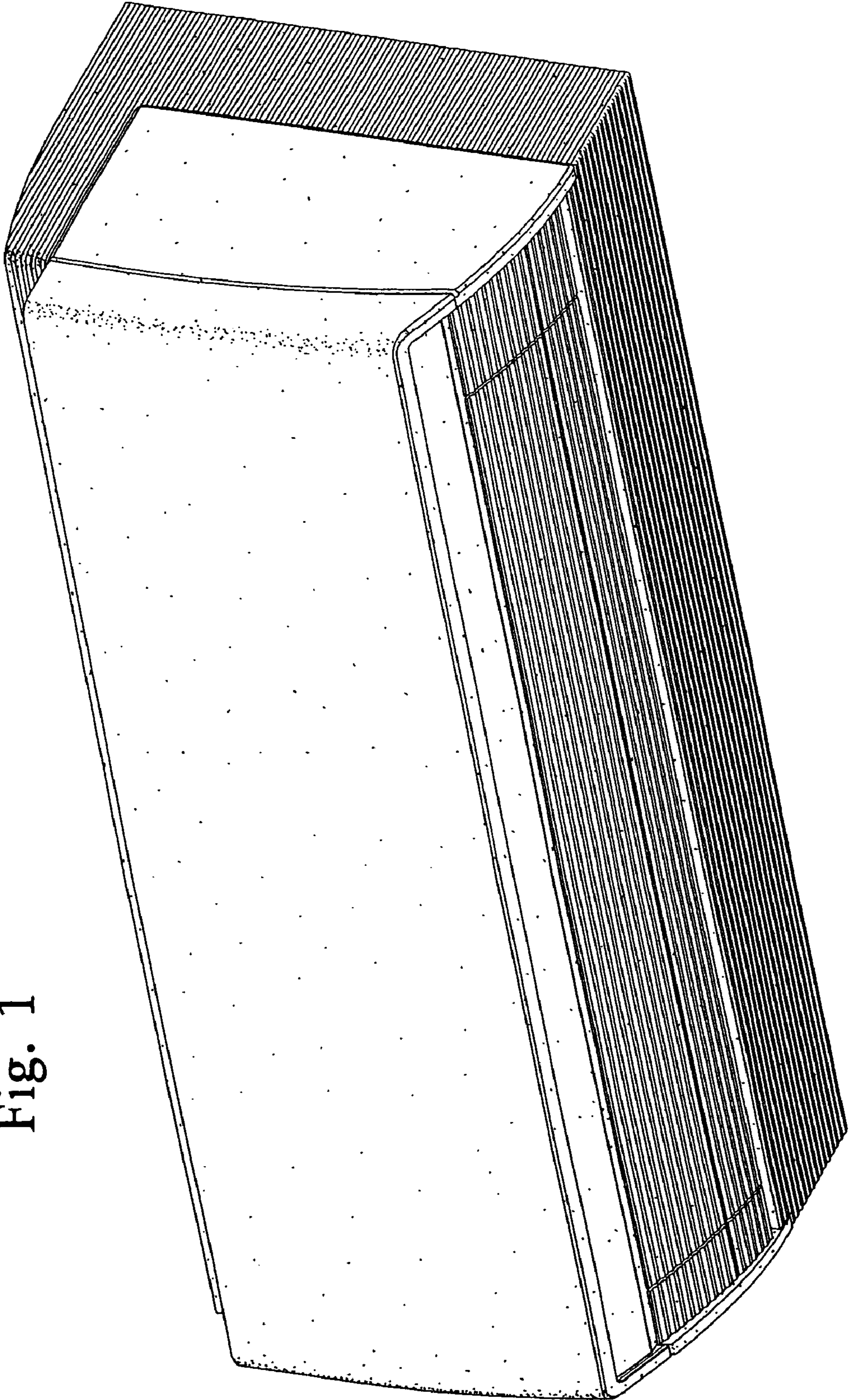



Fig. 1

Fig. 2

8



8

Fig. 3



Fig. 4




Fig. 5

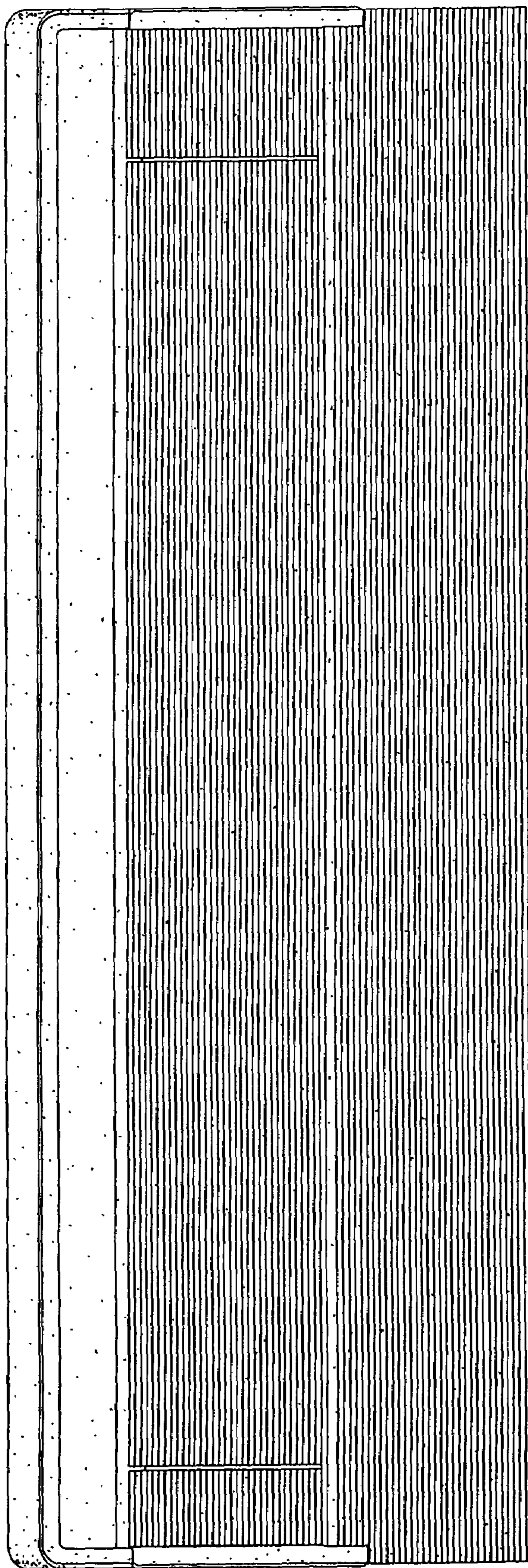


Fig. 7

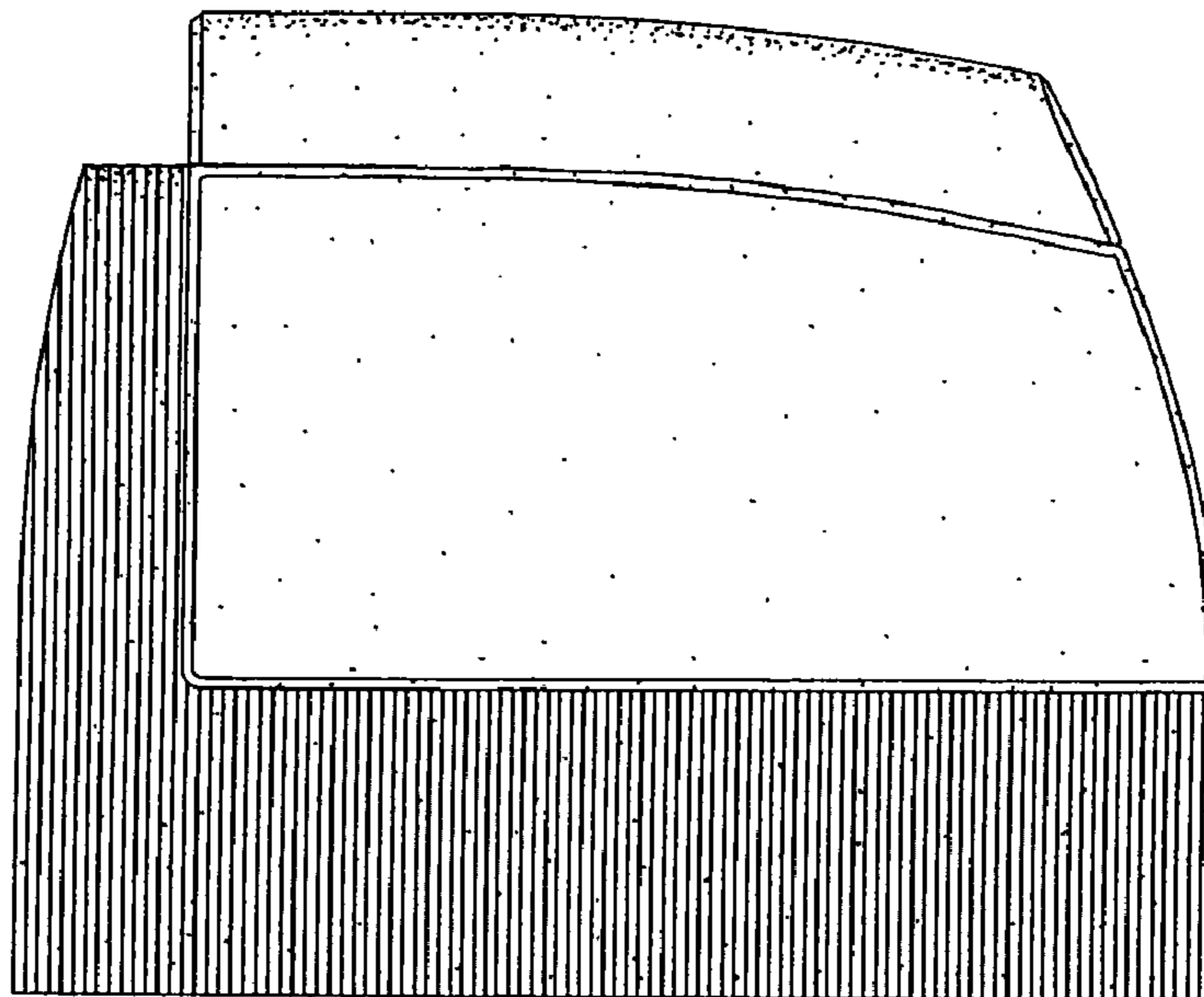


Fig. 6

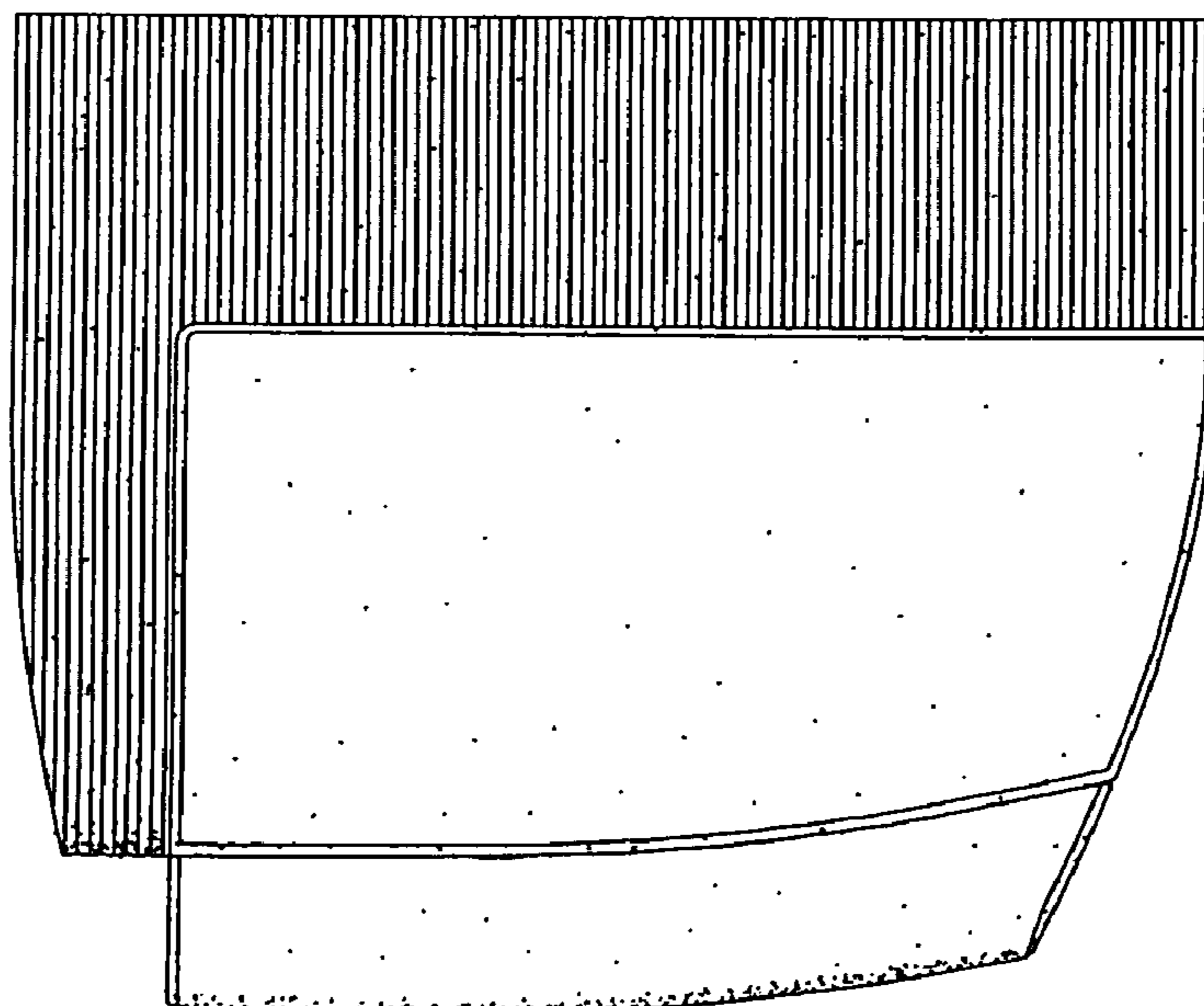


Fig. 8

