



US00D580031S

(12) **United States Design Patent**  
**Kim et al.**

(10) **Patent No.:** **US D580,031 S**  
(45) **Date of Patent:** **\*\* Nov. 4, 2008**

(54) **STANDING TYPE AIR CONDITIONER**

D558,317 S \* 12/2007 Francisquini ..... D23/351  
D564,648 S \* 3/2008 Kim et al. .... D23/351

(75) Inventors: **Tae Il Kim**, Gyeonggi-do (KR); **Sang Woog Cho**, Seoul (KR); **Kang Eui Cho**, Seoul (KR); **Jeong Rok Lee**, Seoul (KR); **Ji Eun Kim**, Seoul (KR); **Seon Kyu Kim**, Seoul (KR)

\* cited by examiner

*Primary Examiner*—Brian N Vinson  
(74) *Attorney, Agent, or Firm*—Morgan, Lewis & Bockius LLP

(73) Assignee: **LG Electronics Inc.**, Seoul (KR)

(57) **CLAIM**

(\*\*) Term: **14 Years**

The ornamental design for a standing type air conditioner, as shown and described.

(21) Appl. No.: **29/290,868**

(22) Filed: **Jan. 24, 2008**

(30) **Foreign Application Priority Data**

Jul. 27, 2007 (KR) ..... 30-2007-0032639

(51) **LOC (8) Cl.** ..... **23-04**

(52) **U.S. Cl.** ..... **D23/351**

(58) **Field of Classification Search** ..... D6/314,  
D6/351-354; 312/236; 62/259.1, 259.4,  
62/262-263, 304; 454/330-331, 349-350  
See application file for complete search history.

**DESCRIPTION**

FIG. 1 is a perspective view of a standing type air conditioner showing our new design;

FIG. 2 is a front view thereof;

FIG. 3 is a rear view thereof;

FIG. 4 is a left side view thereof where the right side view is a mirror image;

FIG. 5 is a top plan view thereof;

FIG. 6 is a bottom plan view thereof; and,

FIG. 7 is a perspective view thereof showing the state of operating.

The broken lines showing interior features in FIG. 7 are for illustrative purposes only and form no part of the claimed design. Moreover, the display panel shown in FIG. 7 appears only in operation and therefore does not appear in FIGS. 1-6.

(56) **References Cited**

**U.S. PATENT DOCUMENTS**

D454,187 S \* 3/2002 Wang et al. .... D23/351  
D529,594 S \* 10/2006 Pruitt ..... D23/351  
D532,888 S \* 11/2006 Chu ..... D23/351

**1 Claim, 6 Drawing Sheets**




FIG. 1




FIG. 2

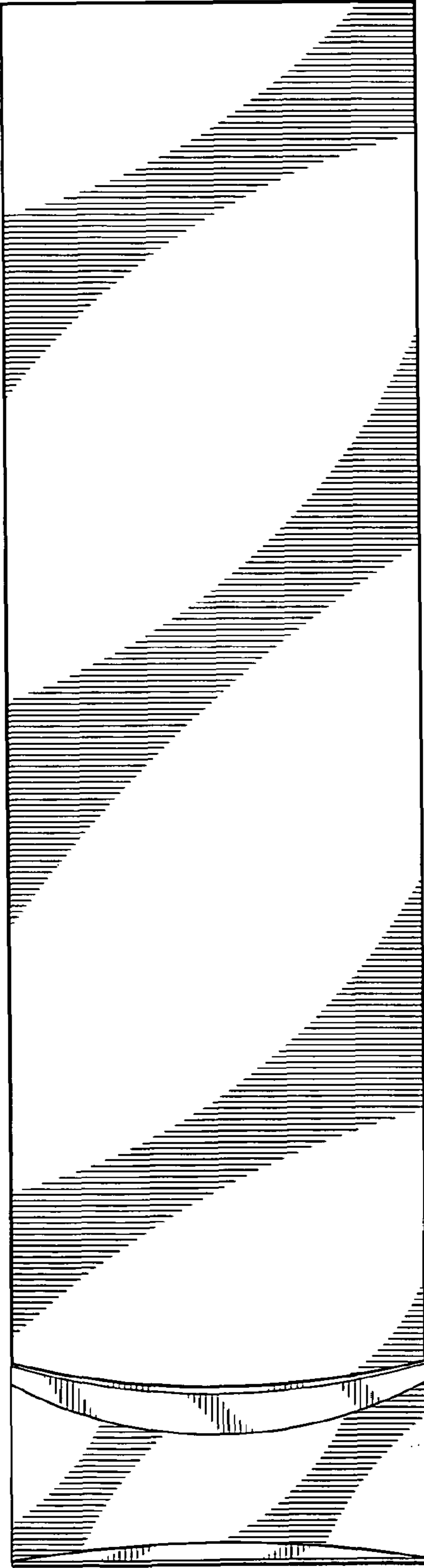


FIG. 3

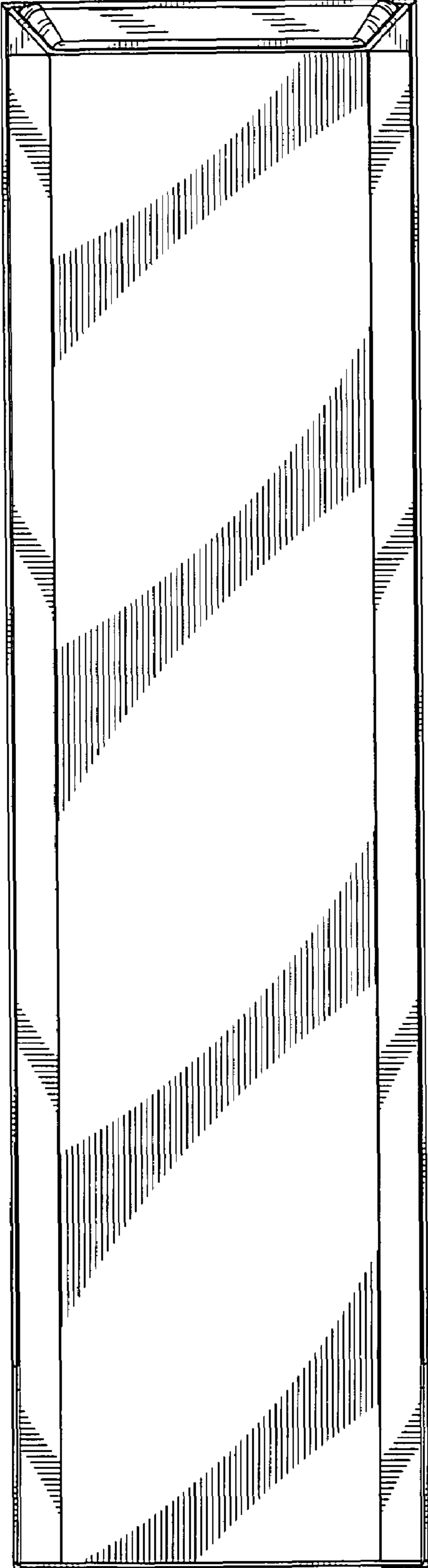


FIG. 4




FIG. 5

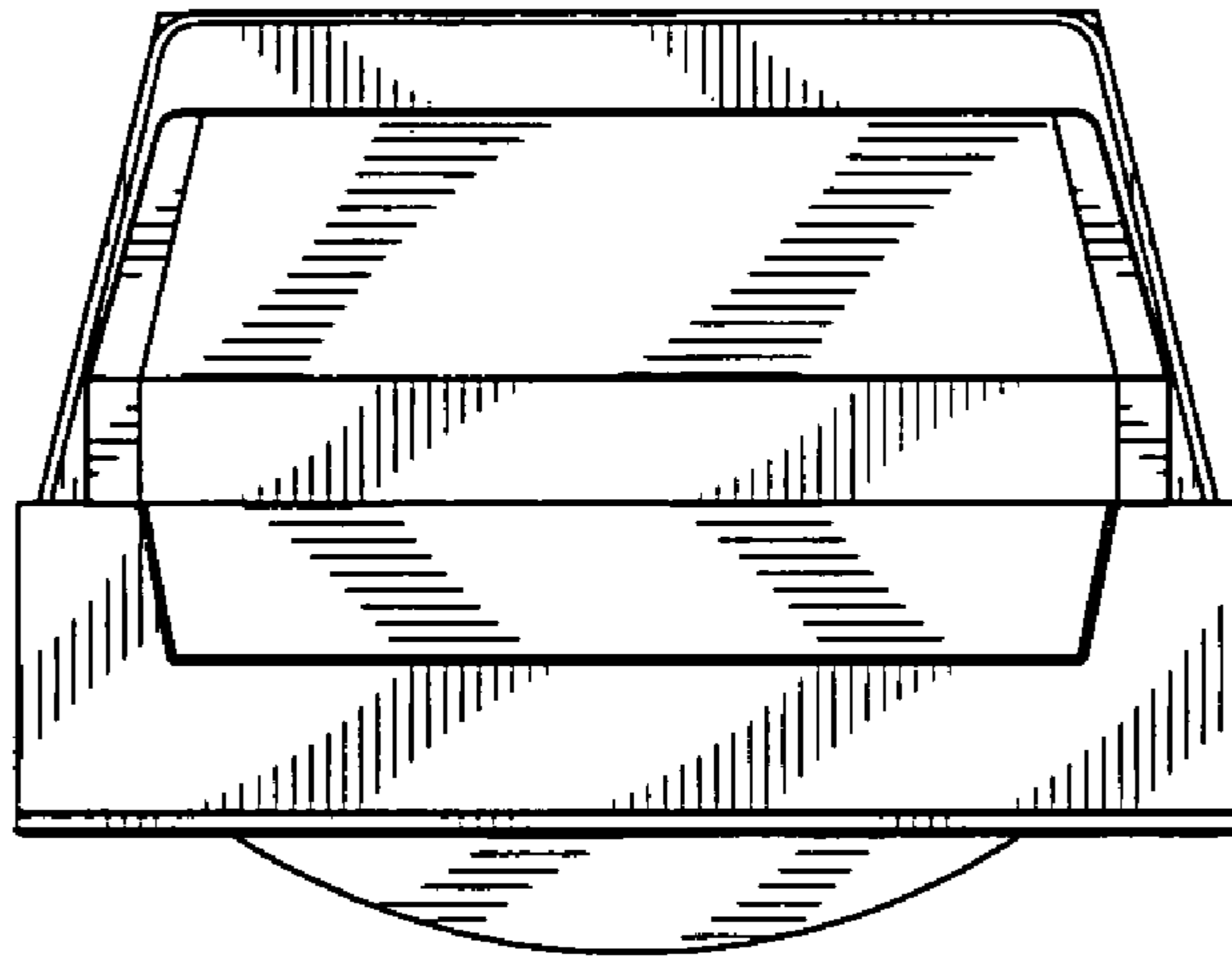


FIG. 6

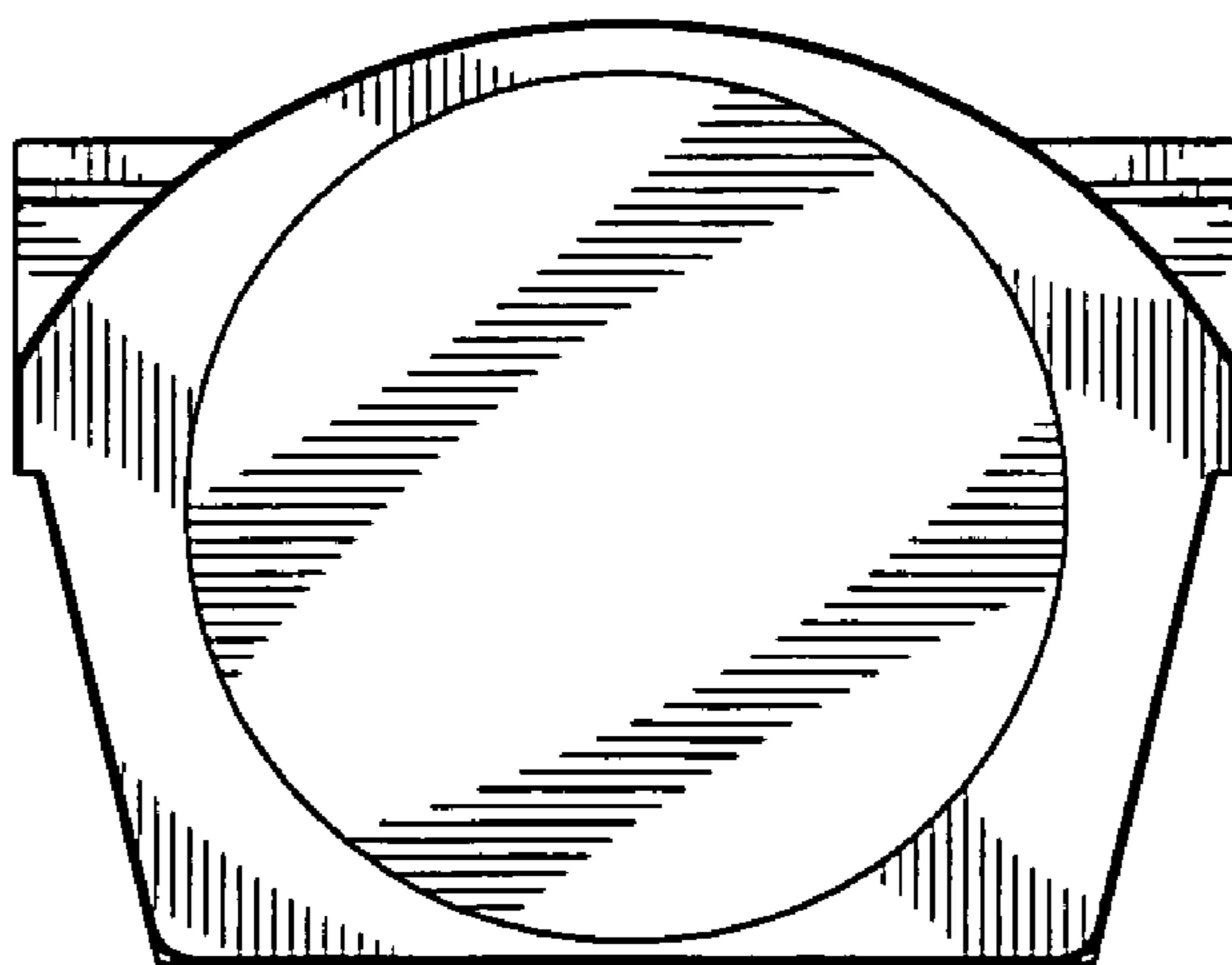


FIG. 7

