



US00D580025S

(12) **United States Design Patent**
Kollmann

(10) **Patent No.:** **US D580,025 S**

(45) **Date of Patent:** **** Nov. 4, 2008**

(54) **HAND-HELD SHOWER MOUNT**

D496,448 S * 9/2004 Haug et al. D23/304
7,093,309 B2 * 8/2006 Kollmann et al. 4/570
D542,394 S * 5/2007 Cropelli D23/304

(75) Inventor: **Fabian Kollmann**, Stuttgart (DE)

(73) Assignee: **Hansgrohe AG** (DE)

* cited by examiner

(**) Term: **14 Years**

Primary Examiner—Robert A Delehanty

(21) Appl. No.: **29/282,124**

(74) *Attorney, Agent, or Firm*—Leon E. Redman; Lloyd D. Doigan

(22) Filed: **Jul. 12, 2007**

(57) **CLAIM**

(30) **Foreign Application Priority Data**

The ornamental design for a hand-held shower mount, as shown and described.

Jan. 15, 2007 (EM) 000652482-0001

(51) **LOC (8) Cl.** **23-02**

(52) **U.S. Cl.** **D23/304**

(58) **Field of Classification Search** D23/275,
D23/283, 303–304; 4/570, 615, 661, 900;
D8/363, 377; 248/229.1, 218.4
See application file for complete search history.

DESCRIPTION

FIG. 1 is a front perspective view of a hand-held shower mount showing my design;

FIG. 2 is a front elevational view thereof;

FIG. 3 is a rear elevational view thereof;

FIG. 4 is a left side elevational view thereof; the right side elevational view being a mirror image thereof;

FIG. 5 is a top plan view thereof; and,


FIG. 6 is a bottom plan view thereof.

(56) **References Cited**

U.S. PATENT DOCUMENTS

D391,341 S * 2/1998 Sutherland D23/228
D426,290 S * 6/2000 Haug et al. D23/304
D489,798 S * 5/2004 Hunt D23/304

1 Claim, 3 Drawing Sheets






FIG. 1



FIG. 2



FIG. 3




FIG. 4

FIG. 5

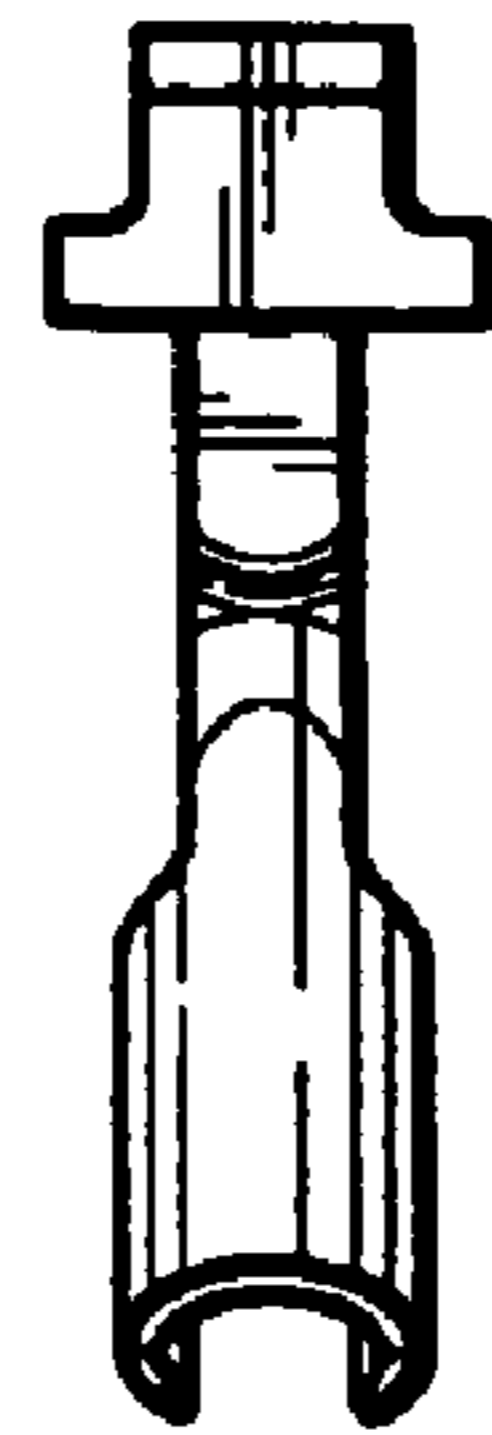


FIG. 6

