



US00D580023S

(12) **United States Design Patent**
Gilbert

(10) **Patent No.:** **US D580,023 S**

(45) **Date of Patent:** **** Nov. 4, 2008**

(54) **WAND**

(75) Inventor: **Christopher Jon Gilbert**, Moreland Hills, OH (US)

(73) Assignee: **Moen Incorporated**, North Olmsted, OH (US)

(**) Term: **14 Years**

(21) Appl. No.: **29/286,798**

(22) Filed: **May 18, 2007**

(51) **LOC (8) Cl.** **23-01**

(52) **U.S. Cl.** **D23/255**

(58) **Field of Classification Search** D23/255–257,
D23/238–243; 4/675–678; 137/801
See application file for complete search history.

(56) **References Cited**

U.S. PATENT DOCUMENTS

D287,747 S	1/1987	Miller et al.
D320,645 S	10/1991	Knapp et al.
D328,782 S	8/1992	Paterson et al.
6,085,790 A	7/2000	Humpert et al.
D441,434 S	5/2001	Dretzka
D459,789 S	7/2002	Green et al.
D472,961 S	4/2003	Ziemann
D478,157 S	8/2003	Yegyayan
D479,310 S	9/2003	Ziemann
D487,798 S	3/2004	Bayer
D488,210 S	4/2004	Lord
6,757,921 B2	7/2004	Esche
6,810,539 B2	11/2004	Bosio

D499,795 S	12/2004	Bayer	
D510,126 S	9/2005	Ouyoung	
D511,560 S	11/2005	Kulig et al.	
D512,765 S	12/2005	Kulig	
D513,788 S	1/2006	Lindholm	
D519,190 S *	4/2006	Lord D23/238
D532,867 S *	11/2006	Lord D23/238
D532,868 S *	11/2006	Spangler et al. D23/238
D573,696 S *	7/2008	Eilmus D23/255
2003/0188381 A1	10/2003	Bosio	
2004/0010848 A1	1/2004	Esche	
2004/0088786 A1	5/2004	Malek et al.	

* cited by examiner

Primary Examiner—Robert A Delehanty

(74) *Attorney, Agent, or Firm*—Calfee, Halter & Griswold LLP

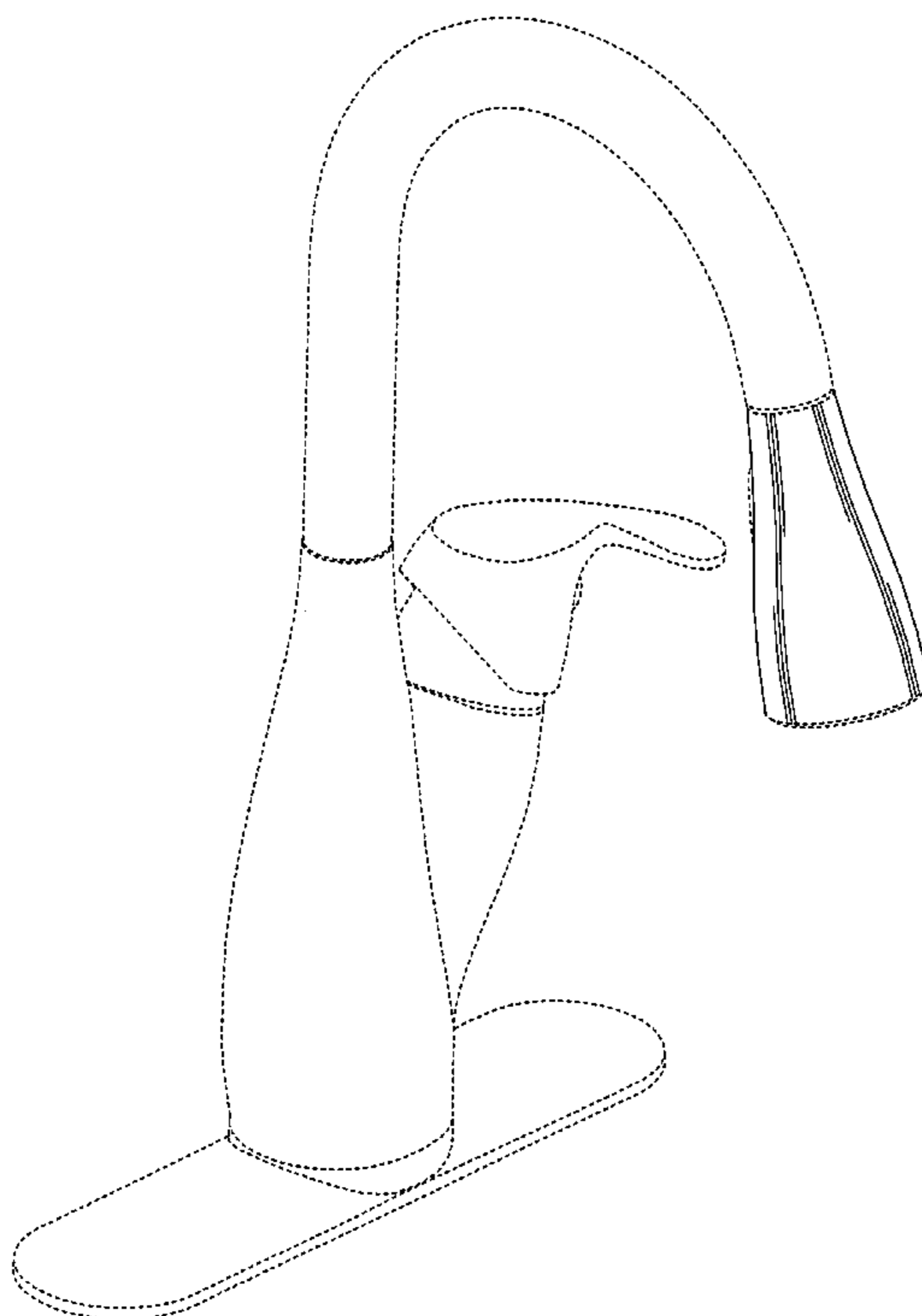
(57) **CLAIM**

The ornamental design for a wand, as shown and described.

DESCRIPTION

FIG. 1 is a perspective view of a wand of the new design;
FIG. 2 is a front elevational view of the wand of FIG. 1;
FIG. 3 is a rear elevational view of the wand of FIG. 1;
FIG. 4 is a left side elevational view of the wand of FIG. 1;
and,
FIG. 5 is a right side elevational view of the wand of FIG. 1.
The portions of the Figures shown in broken lines are not part of the claimed design and are for illustration only.

1 Claim, 2 Drawing Sheets



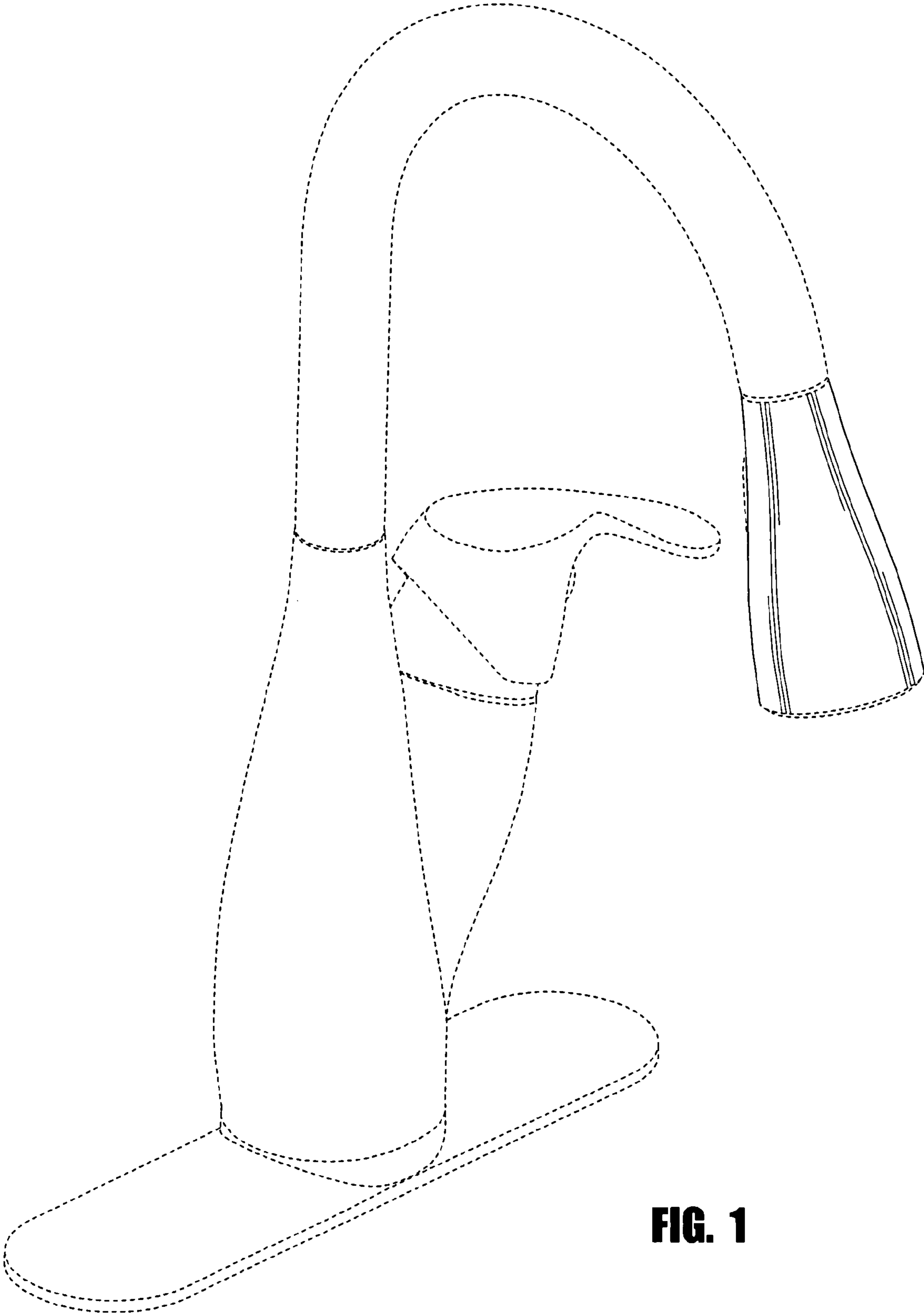


FIG. 1

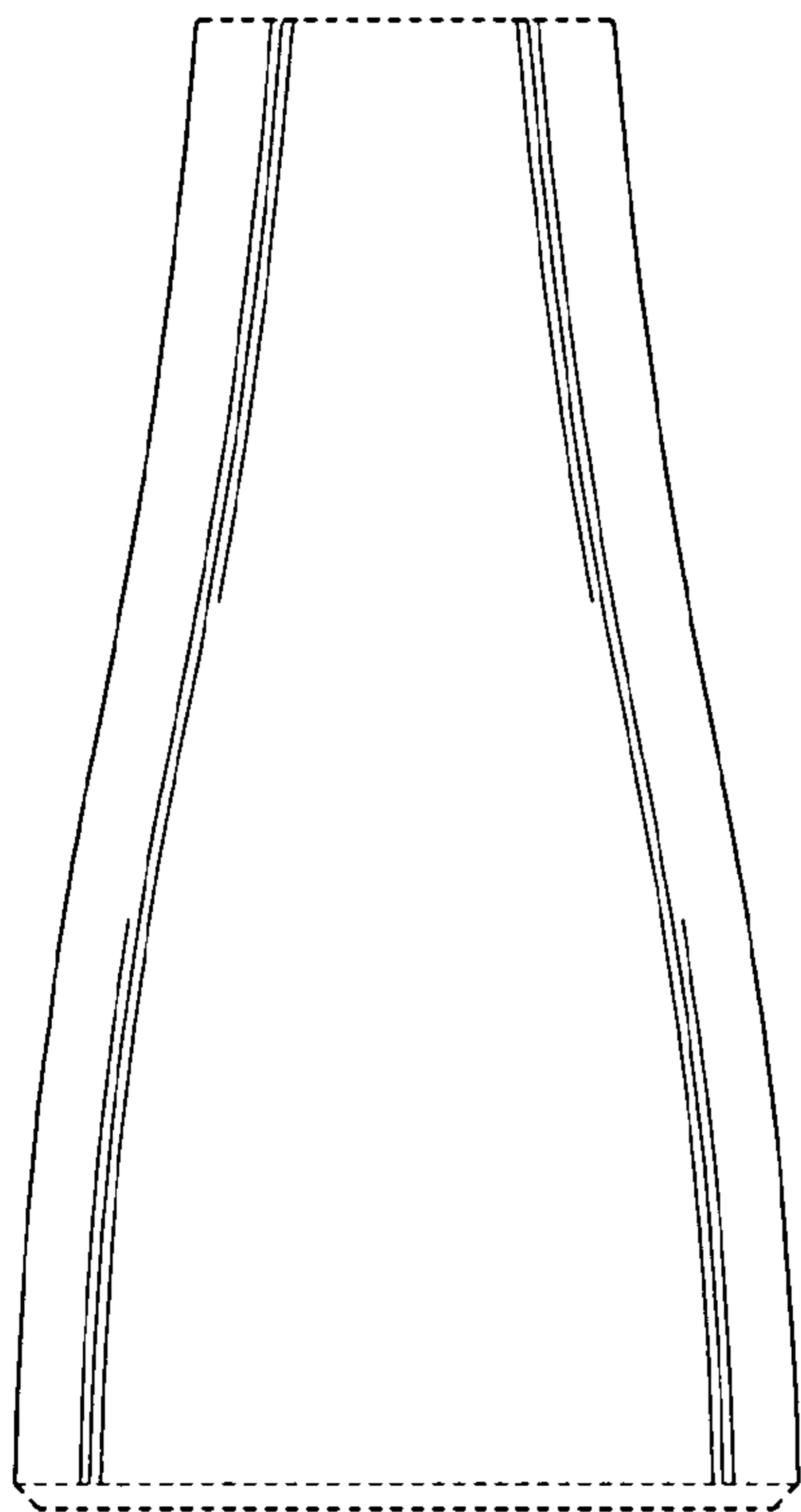


FIG. 2

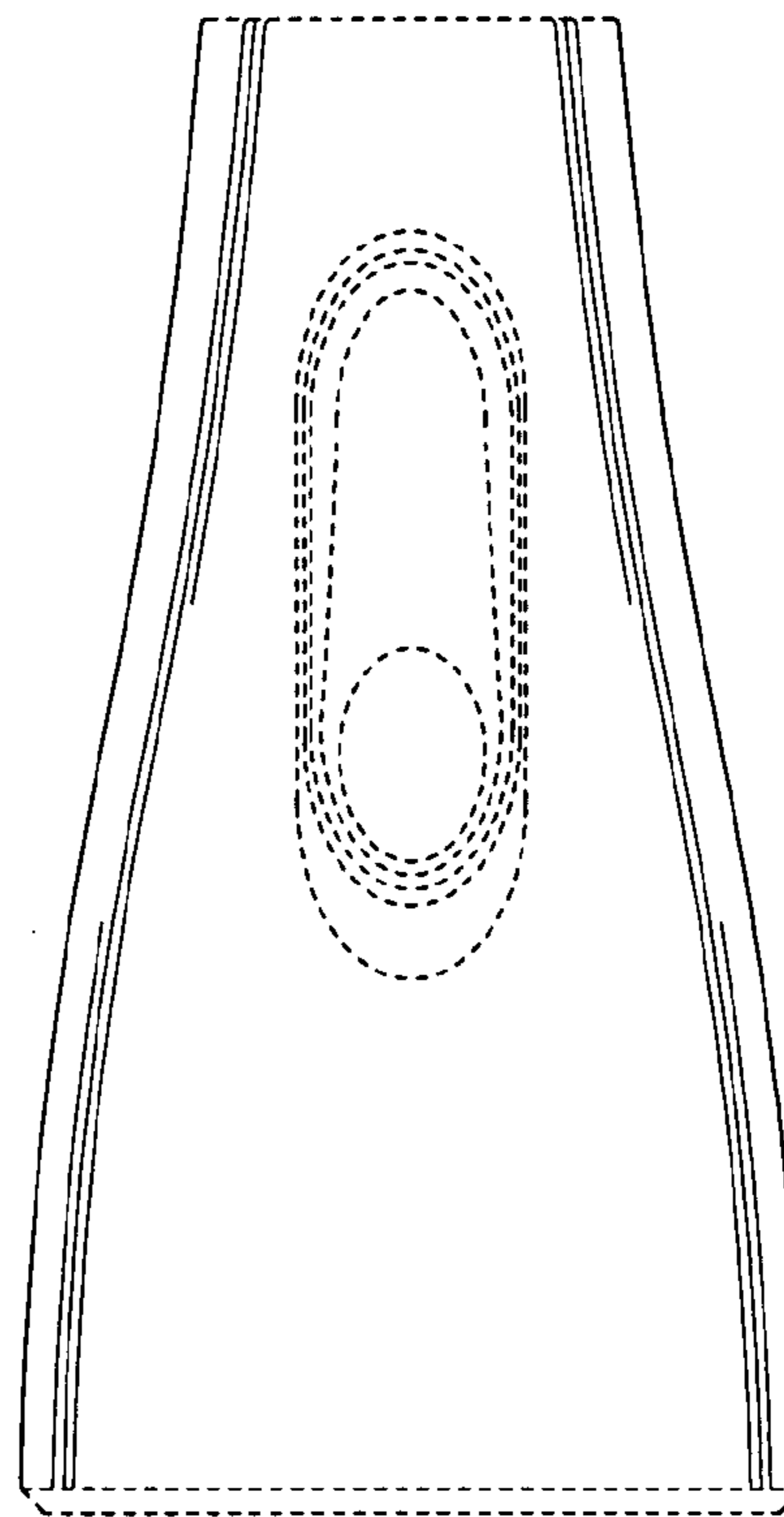


FIG. 3

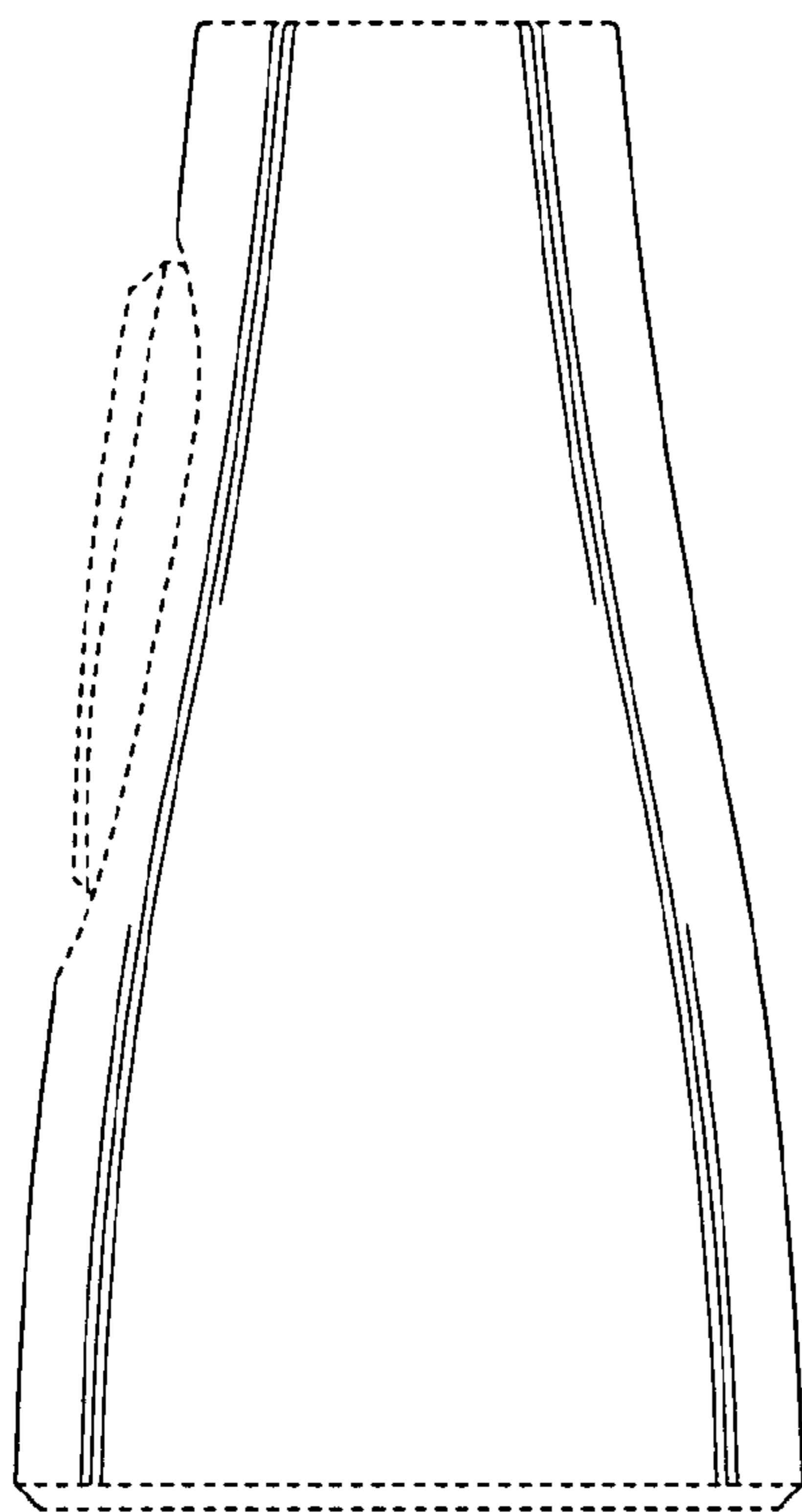


FIG. 4

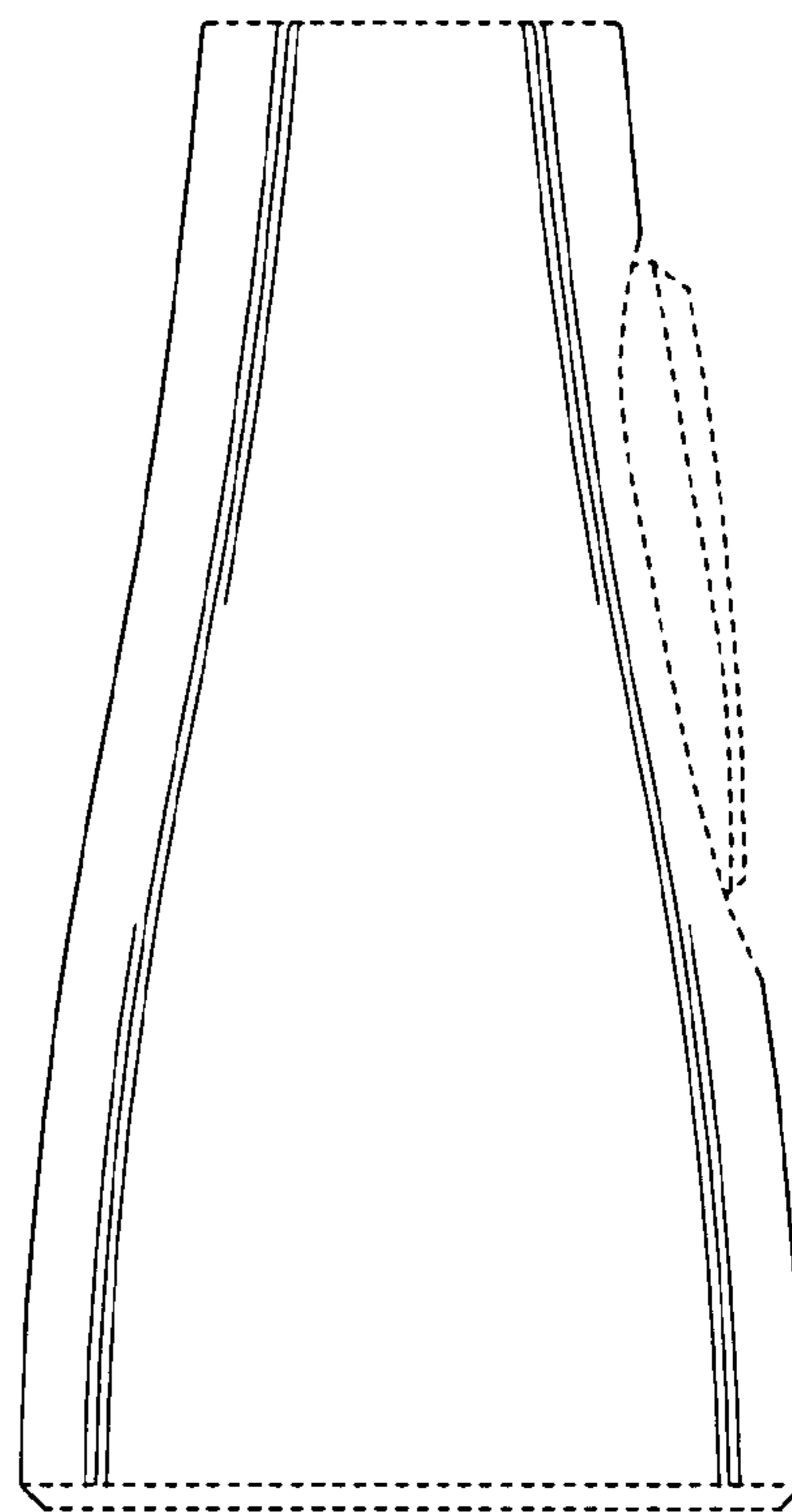


FIG. 5