



US00D580015S

(12) **United States Design Patent**
Yamaguchi et al.

(10) **Patent No.:** **US D580,015 S**

(45) **Date of Patent:** **** Nov. 4, 2008**

(54) **FAUCET BODY**

(75) Inventors: **Daisuke Yamaguchi**, Altadena, CA (US); **Marcus Meyer**, Mission Viejo, CA (US)

(73) Assignee: **Newfrey LLC**, Newark, DE (US)

(**) Term: **14 Years**

(21) Appl. No.: **29/292,310**

(22) Filed: **Oct. 5, 2007**

(51) **LOC (8) Cl.** **23-01**

(52) **U.S. Cl.** **D23/238**

(58) **Field of Classification Search** D23/200,
D23/238-257; D6/512, 546, 550; D8/300,
D8/307-308, 310-312, 321; 4/675-678;
137/801; 16/110.1, 441

See application file for complete search history.

(56) **References Cited**

U.S. PATENT DOCUMENTS

D387,417 S	*	12/1997	Doughty et al.	D23/423
D393,053 S	*	3/1998	Doughty et al.	D23/255
D393,054 S	*	3/1998	Doughty et al.	D23/255
D413,162 S	*	8/1999	Lord	D23/255
D420,725 S	*	2/2000	Lord	D23/255
D425,970 S	*	5/2000	Milrud et al.	D23/255
D432,215 S	*	10/2000	Spangler	D23/249
D432,217 S	*	10/2000	Spangler	D23/255
D444,851 S		7/2001	Sturgeon		
D467,966 S		12/2002	Panis et al.		
D470,917 S		2/2003	Friedrich		
D470,918 S		2/2003	Friedrich		

D501,671 S	*	2/2005	Bayer	D23/238
D521,126 S		5/2006	Kemp		
D524,418 S		7/2006	Schaffeld et al.		
D524,916 S		7/2006	Schaffeld et al.		
D528,634 S		9/2006	Nadler et al.		
D530,783 S		10/2006	Bayer		
D534,624 S		1/2007	Koury et al.		
D535,359 S		1/2007	Koury et al.		
D535,724 S		1/2007	Zhou		
D542,383 S		5/2007	Chu		
D544,946 S		6/2007	Lord et al.		
D545,400 S		6/2007	Kemp		

* cited by examiner

Primary Examiner—Louis S Zarfes

Assistant Examiner—Mark Cavanna

(74) *Attorney, Agent, or Firm*—Richard J. Veltman

(57) **CLAIM**

The ornamental design for a faucet body, as shown and described.

DESCRIPTION

FIG. 1 is a perspective view of a faucet body showing a new design;

FIG. 2 is a front view thereof;

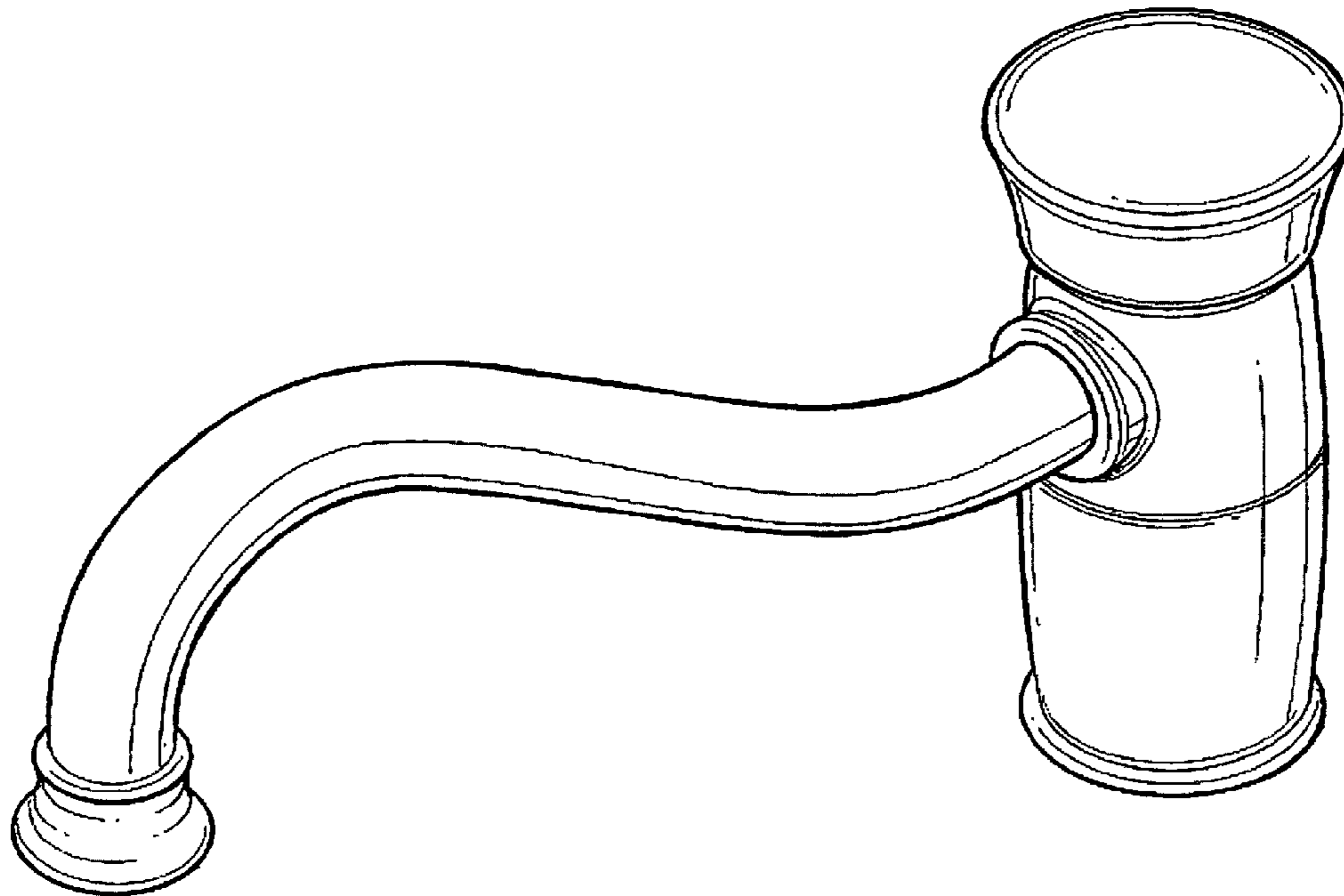
FIG. 3 is a back view thereof;

FIG. 4 is a top view thereof;

FIG. 5 is a bottom view thereof; and,

FIG. 6 is a right side view thereof, the left side view being a mirror image.

1 Claim, 4 Drawing Sheets



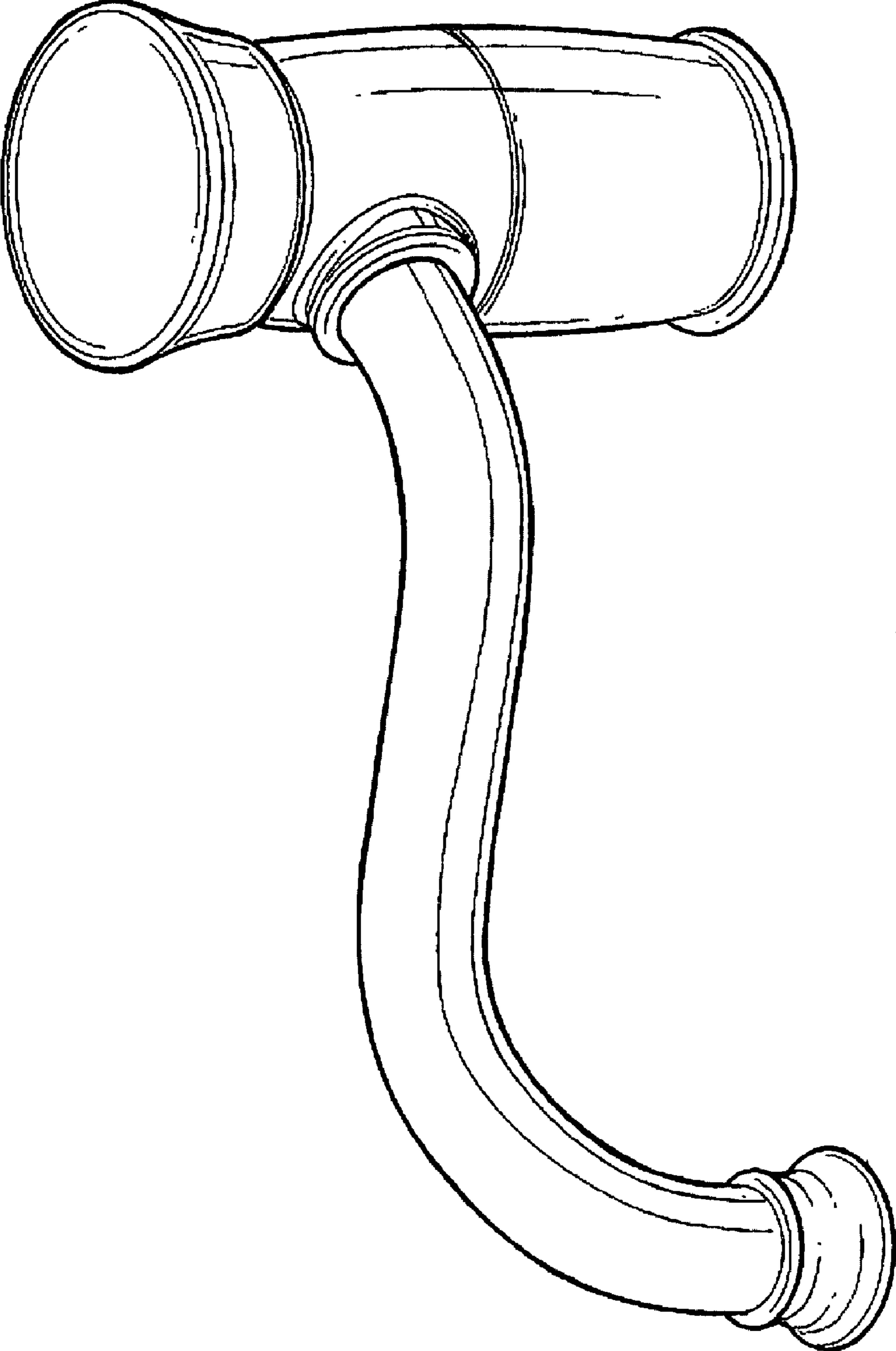


FIG. 1




FIG. 3

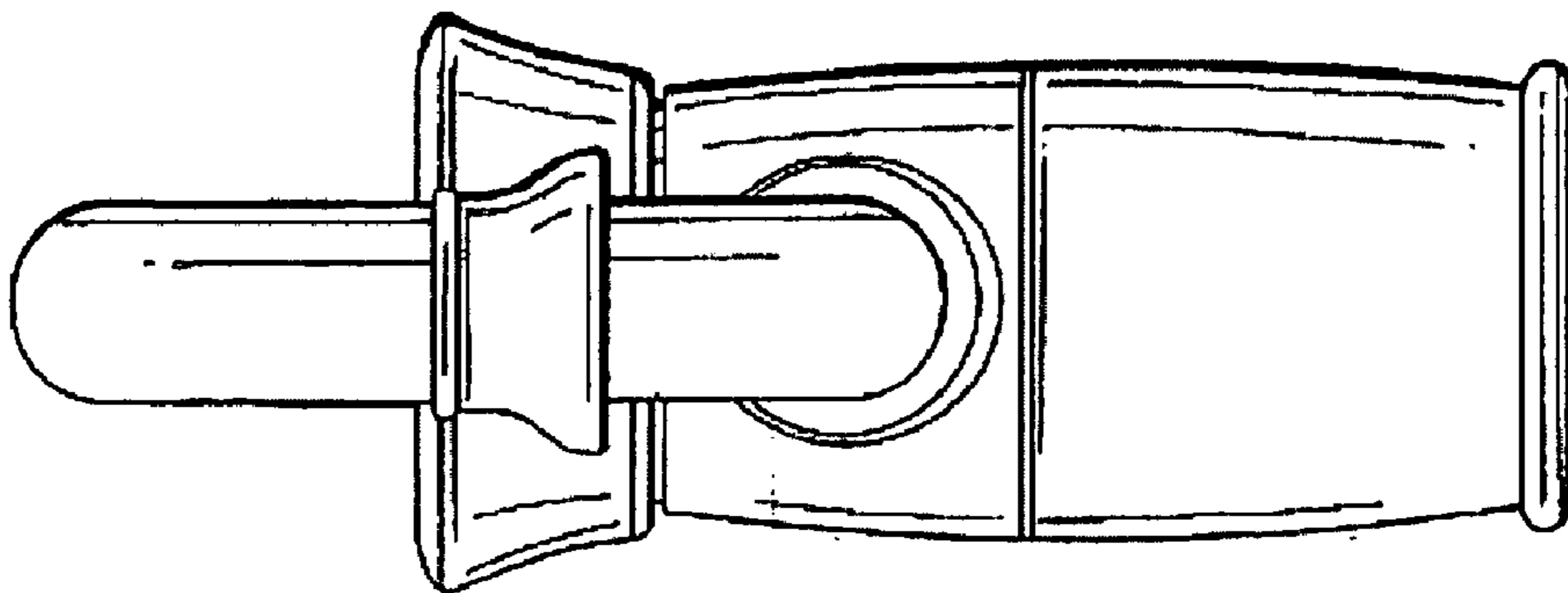


FIG. 2

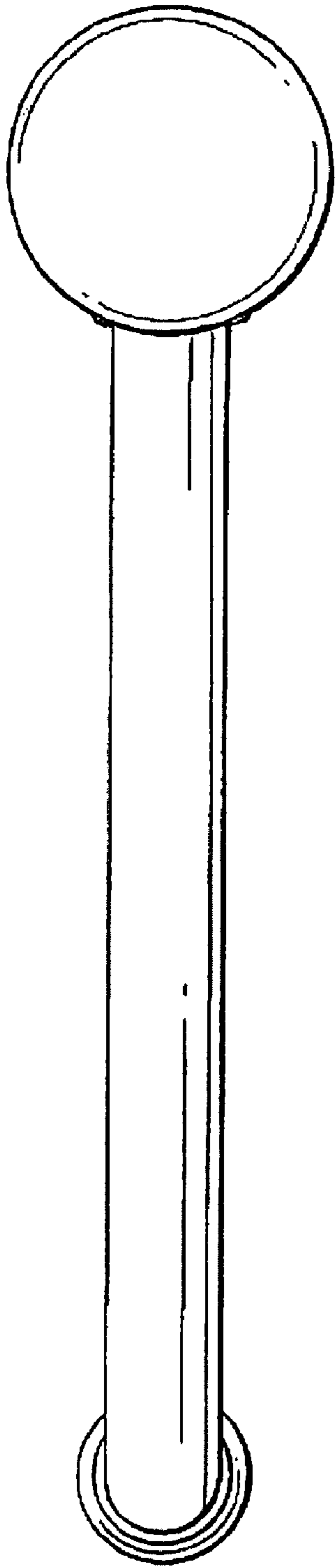


FIG. 4

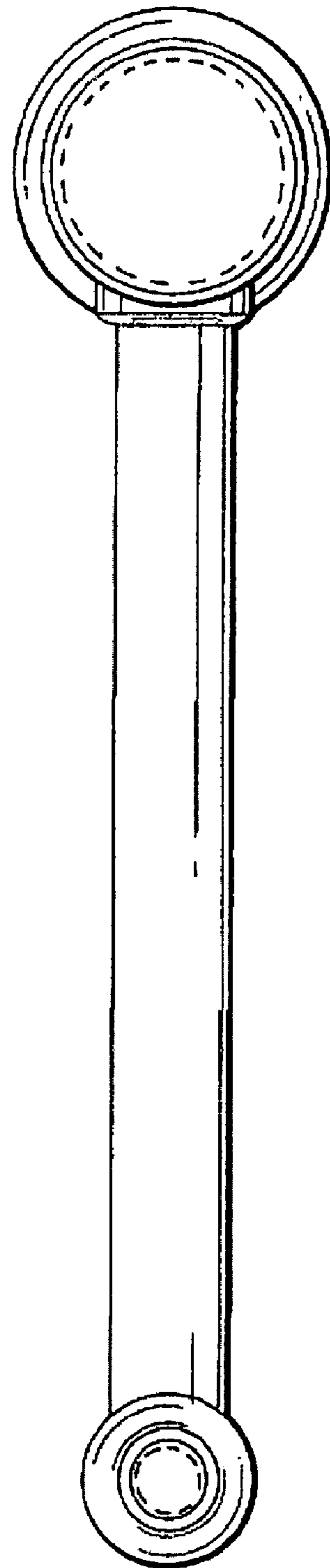


FIG. 5

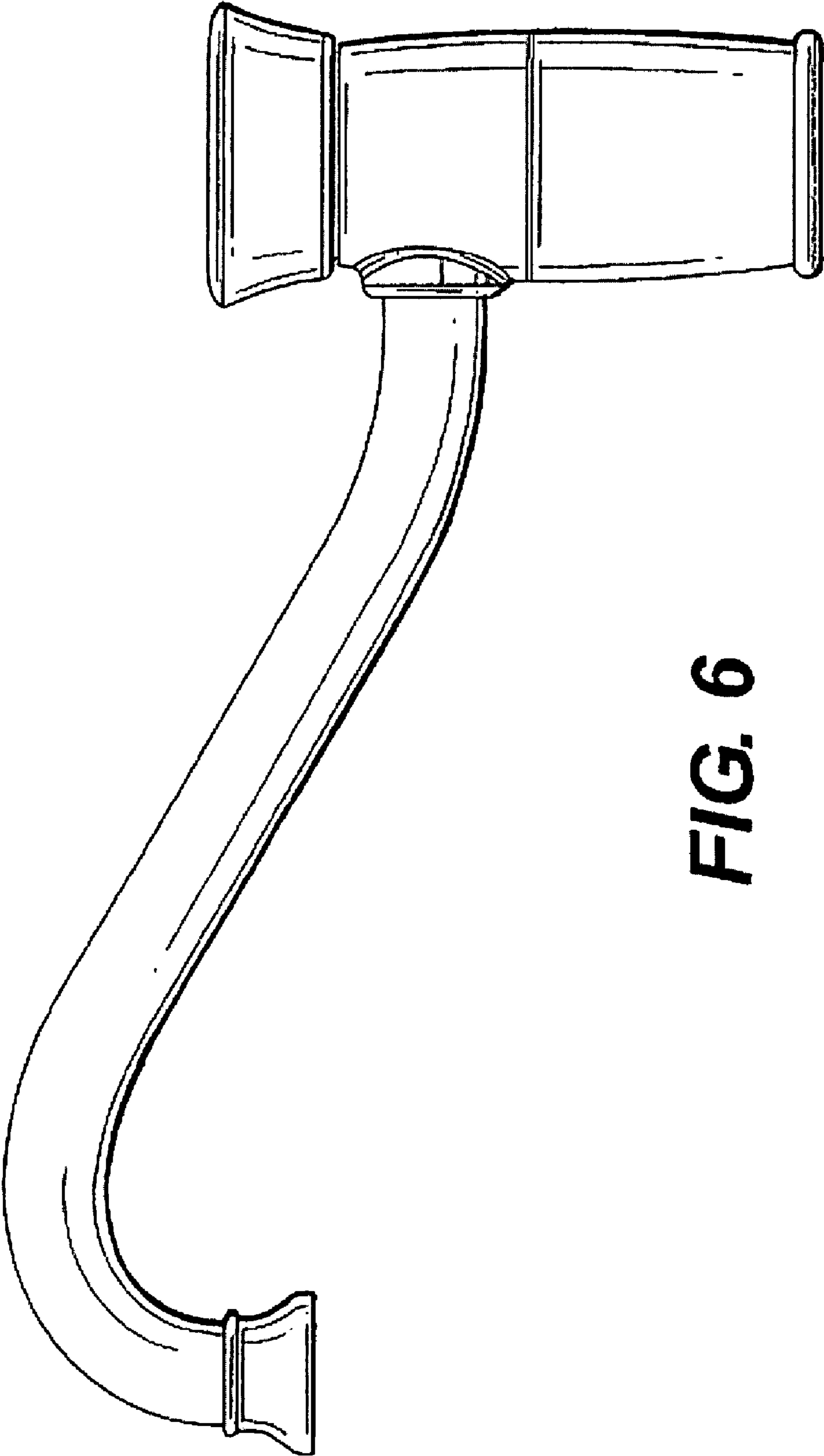


FIG. 6