



US00D580007S

(12) **United States Design Patent**
Luth

(10) **Patent No.:** **US D580,007 S**
(45) **Date of Patent:** **** Nov. 4, 2008**

(54) **RIFLE RECEIVER TRIGGER GASKET**

(75) Inventor: **Randy E. Luth**, Becker, MN (US)

(73) Assignee: **DPMS Firearms, LLC**, Windham, ME (US)

(**) Term: **14 Years**

(21) Appl. No.: **29/249,058**

(22) Filed: **Sep. 18, 2006**

(51) **LOC (8) Cl.** **22-01**

(52) **U.S. Cl.** **D22/108**

(58) **Field of Classification Search** D22/100,
D22/108-109, 199; 42/16, 121-122, 124,
42/75.01, 75.02, 75.03, 66, 70.04, 70.06,
42/70.07, 70.11; 89/199

See application file for complete search history.

(56) **References Cited**

U.S. PATENT DOCUMENTS

2,364,340	A	12/1944	Bogg, Jr.	
2,932,334	A	4/1960	Steen	
D219,652	S *	1/1971	Ruger et al.	D22/108
D259,433	S *	6/1981	Pharr, Jr.	D22/108
4,328,634	A *	5/1982	Wiltrout	42/96
4,348,829	A	9/1982	Bosco et al.	
4,398,367	A	8/1983	Gamble et al.	
4,433,500	A *	2/1984	Kunevicius	42/96

D277,774	S *	2/1985	Ruffino	D22/109
5,038,507	A	8/1991	Dennis, Jr.	
5,052,141	A *	10/1991	Sammons	42/69.01
5,313,733	A *	5/1994	Meade	42/70.11
6,164,004	A	12/2000	Essary	
D537,143	S *	2/2007	Farchione et al.	D22/108
7,293,385	B2 *	11/2007	McCormick	42/75.03

* cited by examiner

Primary Examiner—Ian Simmons

Assistant Examiner—Wan Laymon

(74) *Attorney, Agent, or Firm*—McKee, Voorhees & Sease, P.L.C.

(57) **CLAIM**

The ornamental design for a rifle receiver trigger gasket, substantially as shown and described.

DESCRIPTION

FIG. 1 is a top perspective view of a rifle receiver trigger gasket showing my new design.

FIG. 2 is a top plan view thereof.

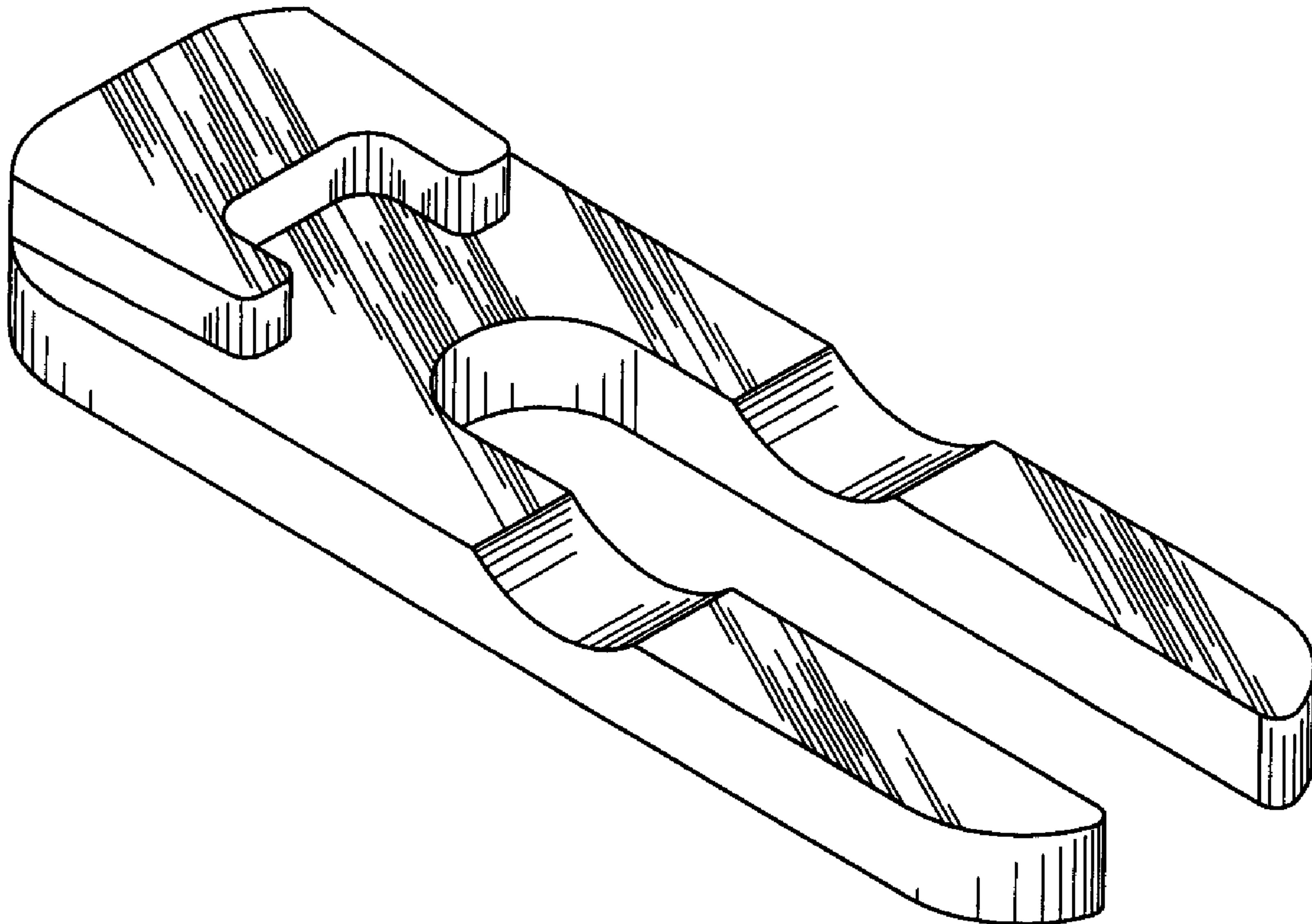
FIG. 3 is a bottom plan view thereof.

FIG. 4 is a side elevation view thereof with the opposite side being a mirror image thereof.

FIG. 5 is a right side elevation view thereof; and,

FIG. 6 is a left side elevation view thereof.

1 Claim, 1 Drawing Sheet



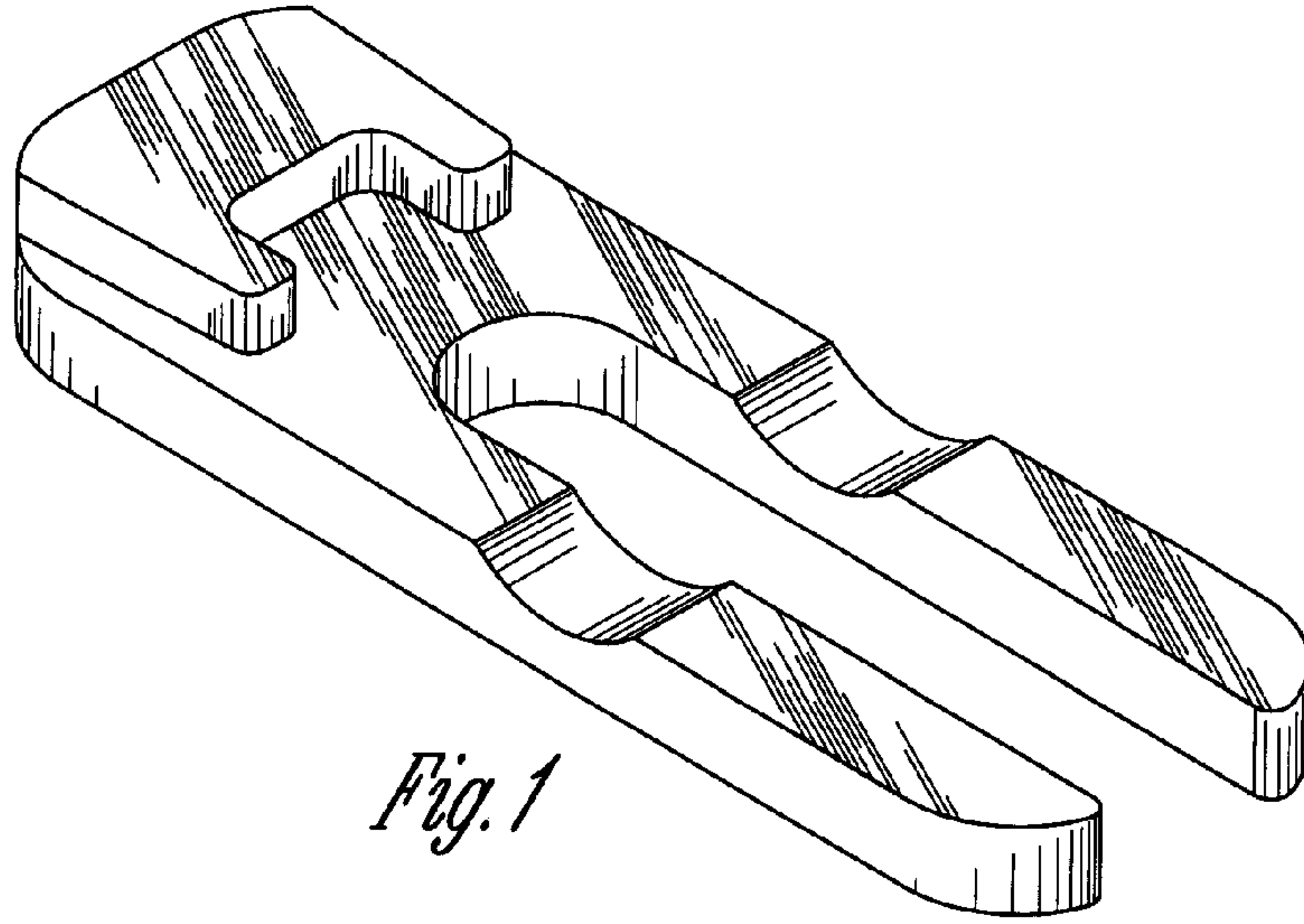


Fig. 1

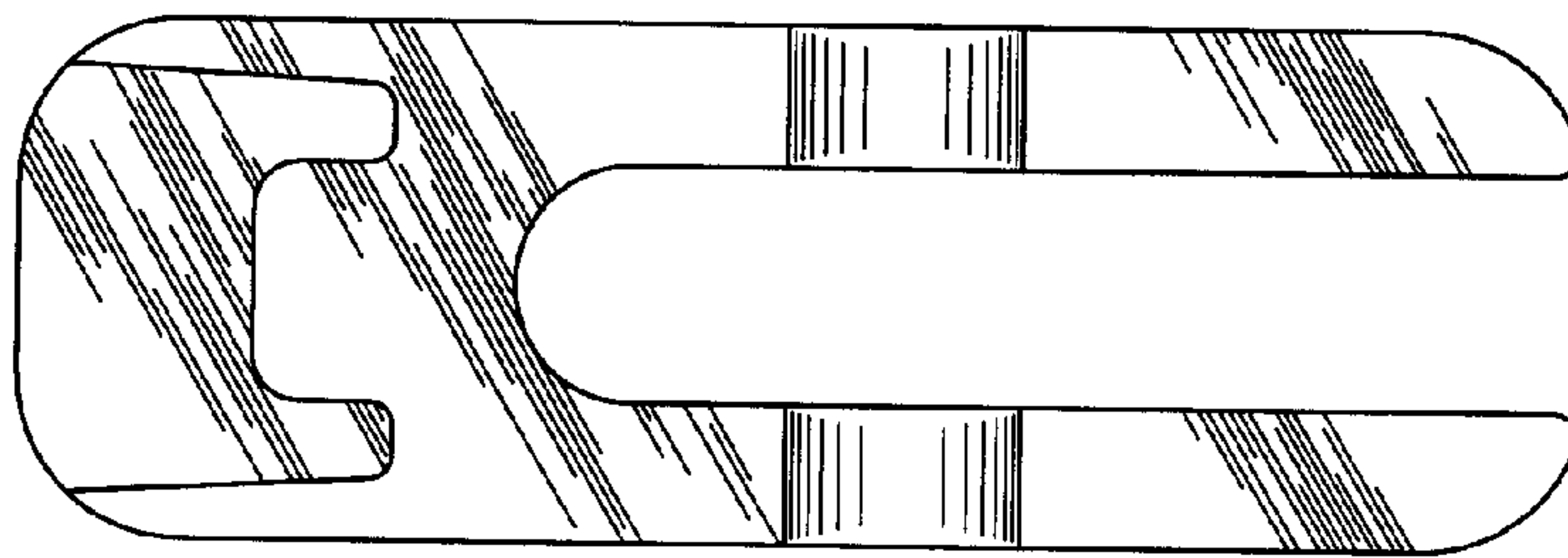


Fig. 2

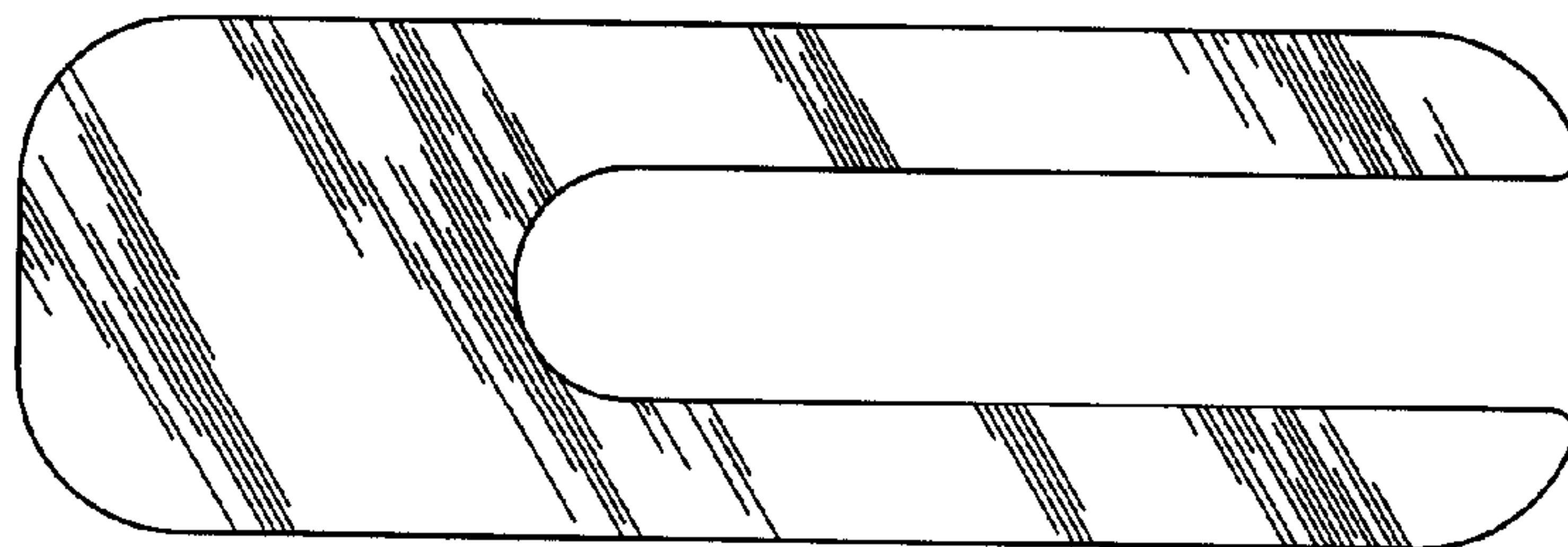


Fig. 3




Fig. 4




Fig. 5

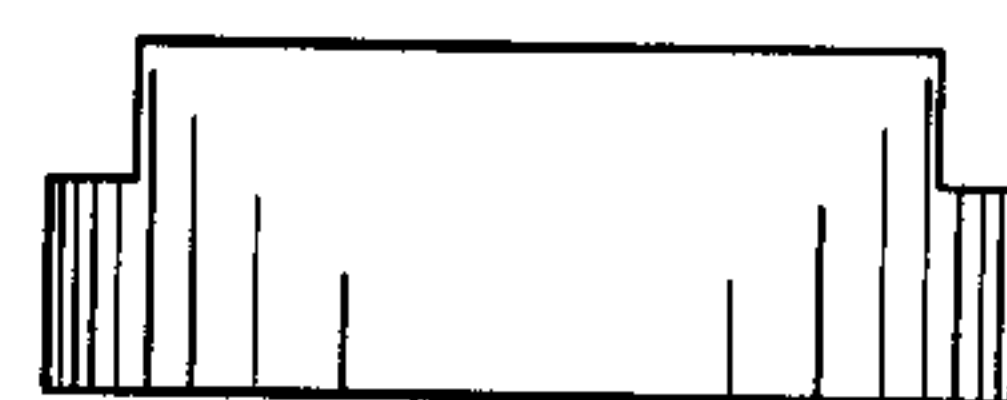


Fig. 6